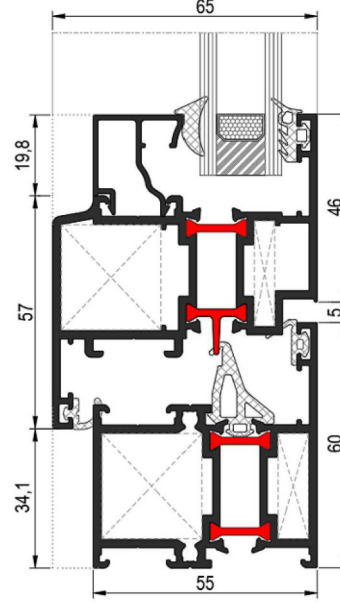


MİMARİ KATALOG
ARCHITECTURAL CATALOGUE

Alüminyum Kapı ve Pencere Sistemleri
Aluminium Door and Window Systems



RWT 55+



TEKNİK ÖZELLİKLER / TECHNICAL PROPERTIES

KASA DERİNLİĞİ / FRAME DEPTH	55mm
KANAT DERİNLİĞİ / VENT DEPTH	65mm
PROFİL ET KALINLIĞI / PROFILE WALL THICKNESS	1,6 / 2mm
MAKS. CAM KALINLIĞI / MAX. GLASS THICKNESS	36mm
ISI BARIYERLERİ / THERMAL INSULATION BAR	14,8mm

KULLANIM SEÇENEKLERİ / APPLICATION ALTERNATIVES

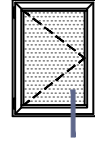
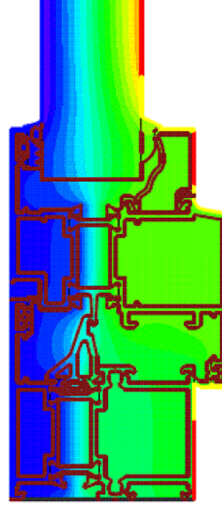
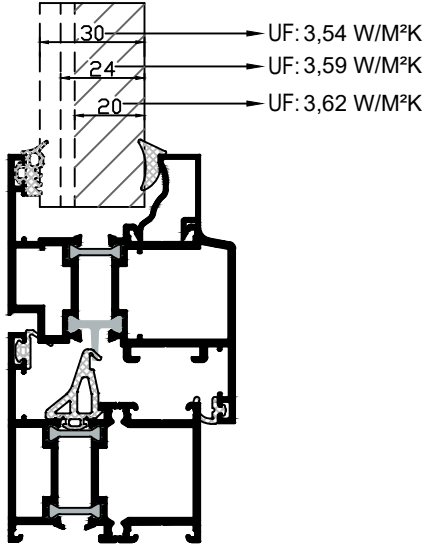
	KAPI DOOR	PENCERE WINDOW
İÇE AÇILIR / INWARD OPENING	•	•
DIŞA AÇILIR / OUTWARD OPENING	•	
VASİSTAS / BOTTOM HUNG		•
ÇİFT EKSEN AÇILIM / TILT&TURN OPENING	•	•
PVC AKSESUAR İÇİN KANAT / VENT FOR PVC ACCESSORIES	•	•

PERFORMANS DEĞERLERİ / PERFORMANCE VALUES

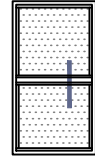
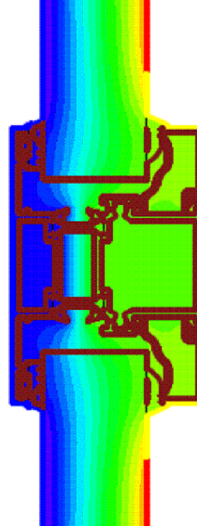
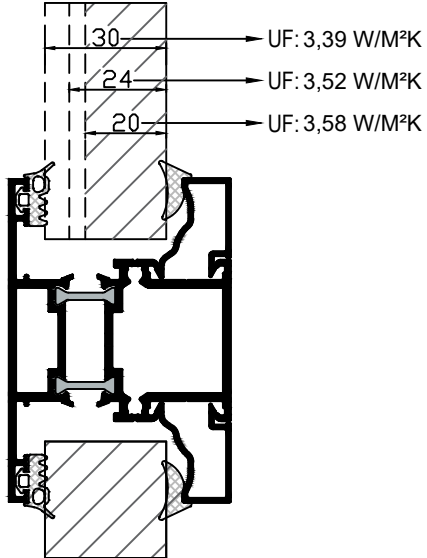
HAVA GEÇİRGENLİĞİ - EN 12207 (AIR PERMEABILITY)	1 (150 Pa)	2 (300 Pa)	3 (450 Pa)	4 (600 Pa)						
SU SIZDIRMAZLIĞI - EN 12208 (WATERTIGHTNESS)	2A (50 Pa)	3A (100 Pa)	4A (150 Pa)	5A (200 Pa)	6A (250 Pa)	7A (300 Pa)	8A (450 Pa)	9A (600 Pa)	E... (600+ Pa)	E1500 (1500 Pa)
RÜZGAR YÜKÜNE DAYANIM - EN 12210 (RESISTANCE TO WIND LOAD)	1 (400 Pa)	2 (800 Pa)	3 (1200 Pa)	4 (1600 Pa)	5 (2000 Pa)	E... (2000+ Pa)				
SEHİM KRİTERİ - EN 12210 (DEFLECTION CRITERIA)	A (L/150)	B (L/200)	C (L/300)							
SİSTEM UF DEĞERİ - EN 10077-2 (THERMAL INSULATION VALUE)							3,39~3,65 W/M²K			
SİSTEM SES YALITIMI - EN 10140-2 (ACOUSTIC PERFORMANCE VALUE)							35 Db			

ISI YALITIM DEĞERLERİ (UF) / THERMAL INSULATION VALUE (UF):


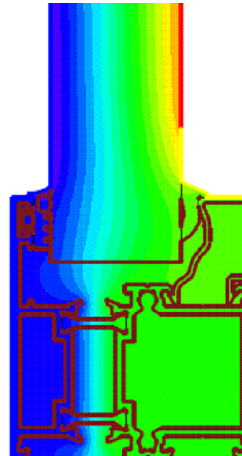
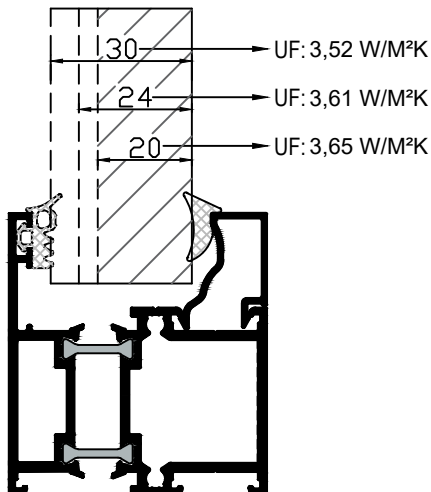
Cam Kalınlıkları (glass thickness) : min. 5mm - max. 36mm



Cam Kalınlıkları (glass thickness) : min. 5mm - max. 36mm



Cam Kalınlıkları (glass thickness) : min. 5mm - max. 36mm



MİMARİ KATALOG
ARCHITECTURAL CATALOGUE

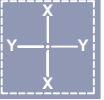
Alüminyum Kapı ve Pencere Sistemleri
Aluminium Door and Window Systems

RWT55+

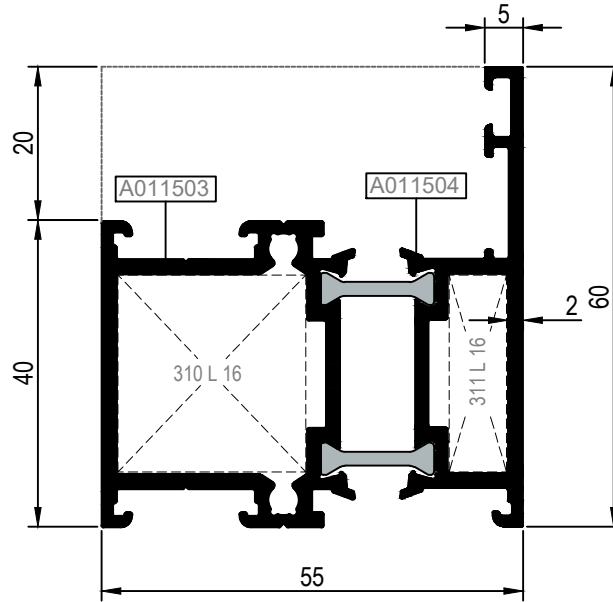
PROFİLLER

PROFILES

KOD / CODE	AĞIRLIK (kg/m) / WEIGHT	Jxx cm ⁴	Jyy cm ⁴	L m	
ANT55F03	1,598	15,038	12,548	6	



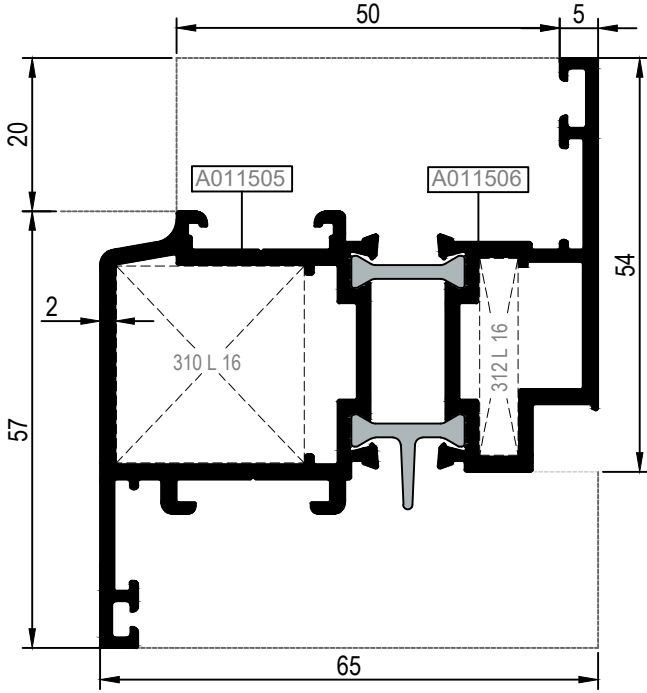
ANT55F03



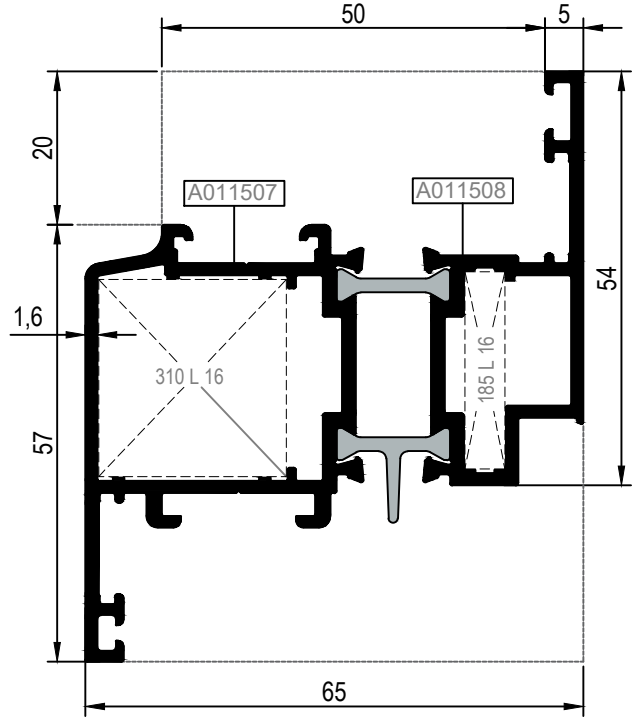
Nr		L m	KESİM ÖLÇÜSÜ CUTTING SIZE	AKS. KODU ACS. CODE
ANT55F03	A011503	25L16 (A002061)	24,5 mm	310 L 16
	A011504	25L16 (A002061)	7,5 mm	311 L 16

KOD / CODE	AĞIRLIK (kg/m) / WEIGHT	Jxx cm ⁴	Jyy cm ⁴	L m	
ANT55V02	1,769	23,615	16,373	6	
ANT55V03	1,628	21,044	15,498	6	
ANT55V10	1,614	21,272	10,975	6	
ANT55V11	1,483	19,066	10,432	6	

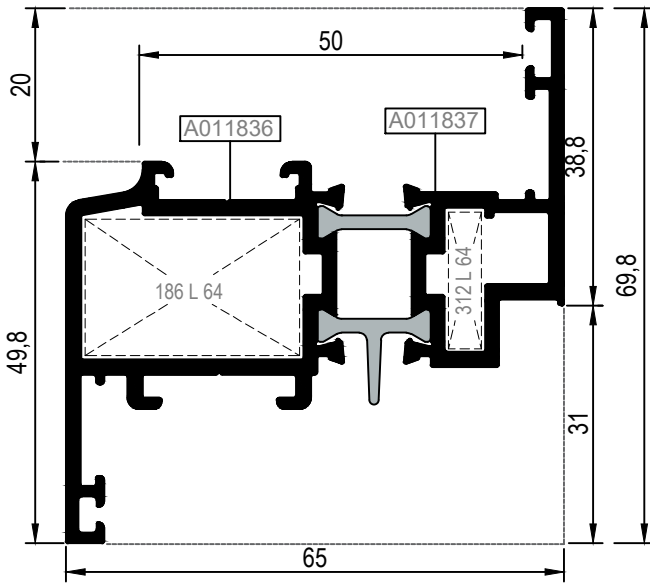
ANT55V02



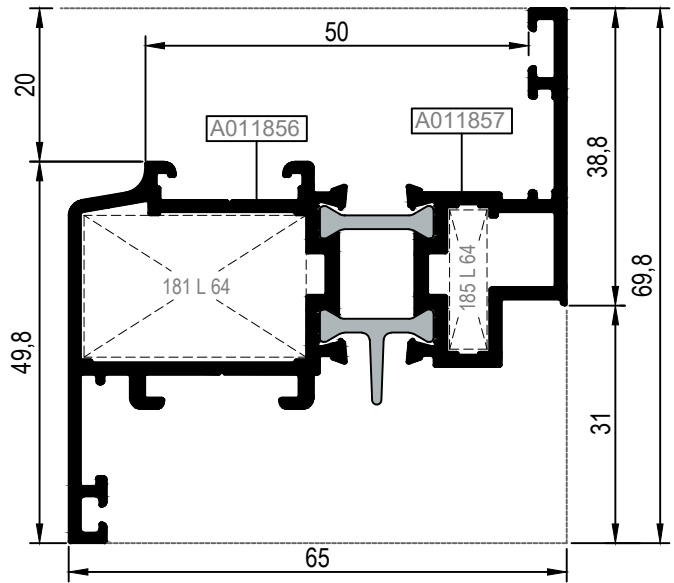
ANT55V03



ANT55V10



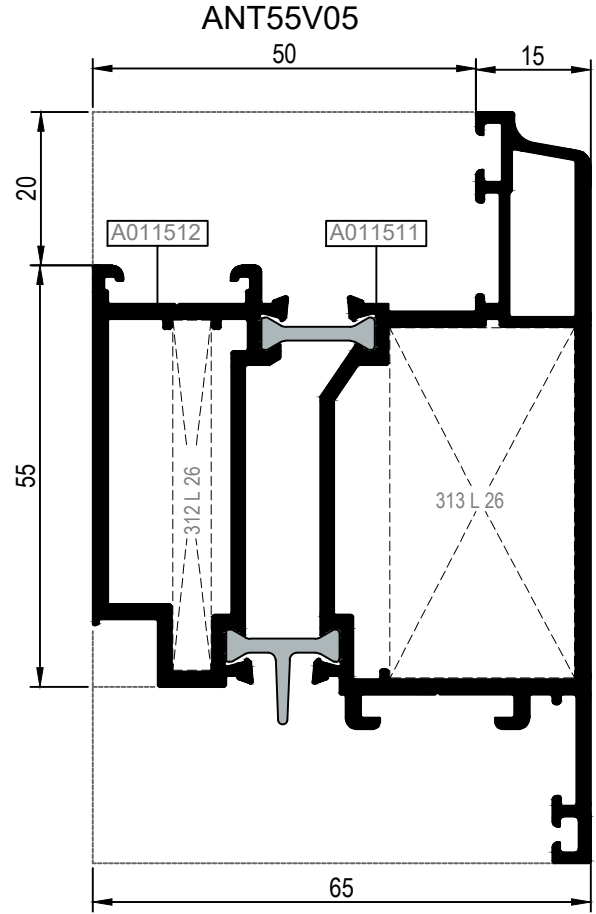
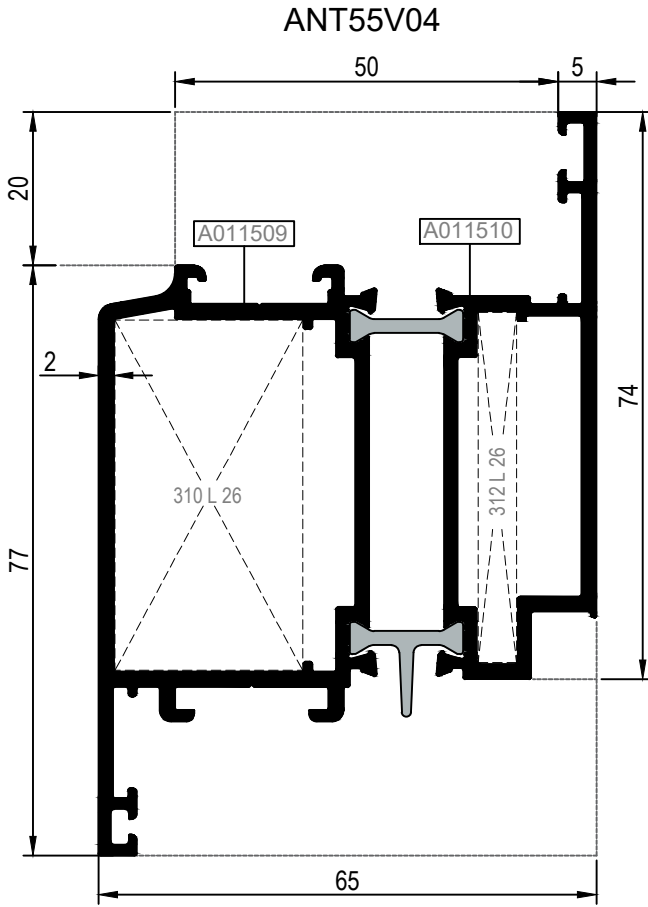
ANT55V11





Nr		KEŞİM ÖLÇÜSÜ CUTTING SIZE	AKS. KODU ACS. CODE
ANT55V02	A011505	25L16 (A002061)	310 L 16
	A011506	25L16 (A002061)	312 L 16
ANT55V03	A011507	25L16 (A002061)	310 L 16
	A011508	25L16 (A002061)	185 L 16

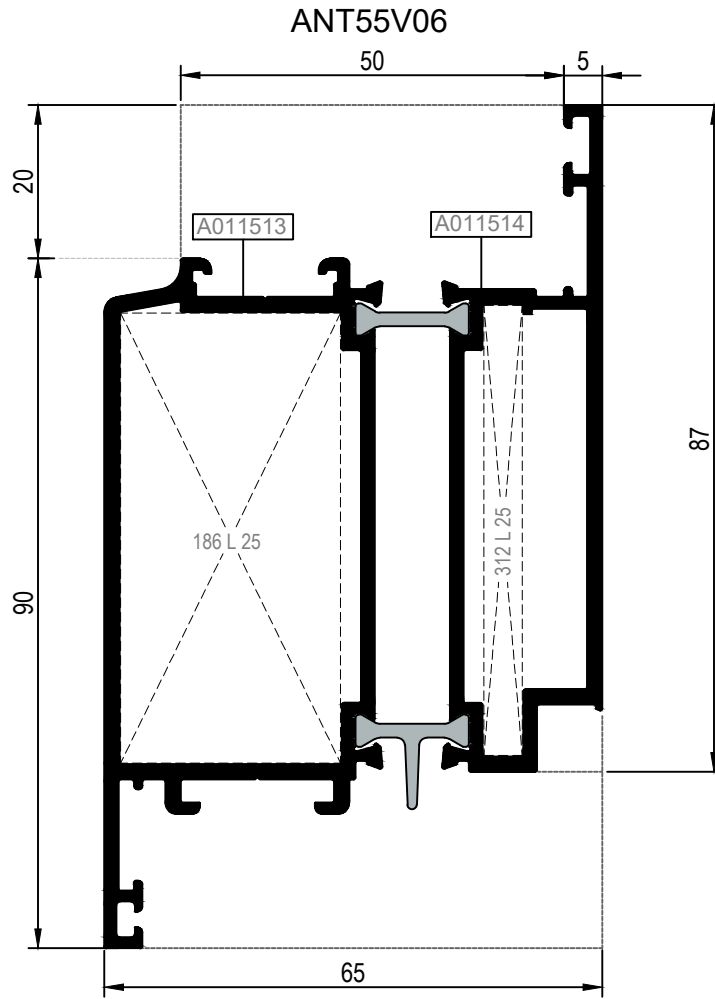
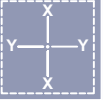
Nr		KEŞİM ÖLÇÜSÜ CUTTING SIZE	AKS. KODU ACS. CODE
ANT55V10	A011836	25L64 (A010028)	186 L 64
	A011837	25L64 (A010028)	312 L 64
ANT55V11	A011856	25L64 (A010028)	181 L 64
	A011857	25L64 (A010028)	185 L 64

KOD / CODE	AĞIRLIK (kg/m) / WEIGHT	Jxx cm ⁴	Jyy cm ⁴	L m	
ANT55V04	2,181	30,048	40,088	6	
ANT55V05	2,351	30,905	46,803	6	



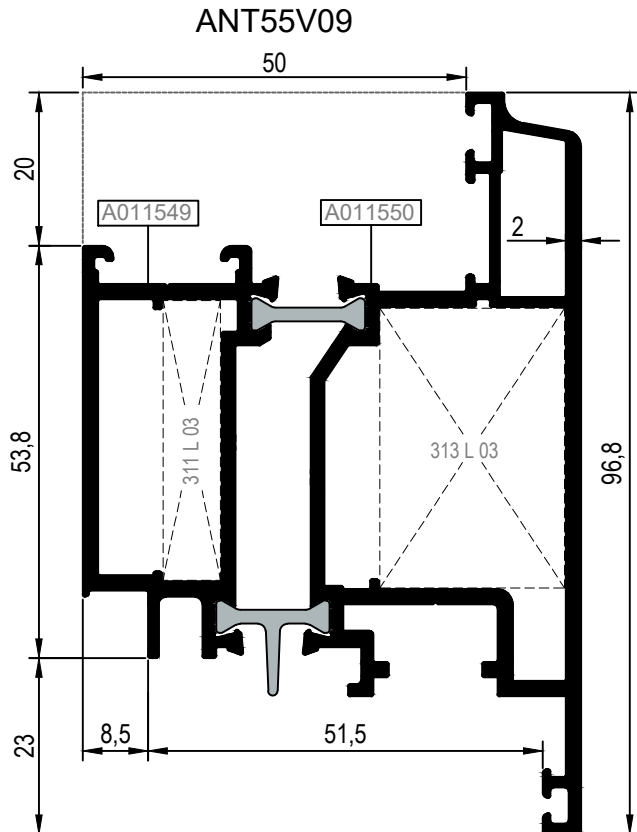
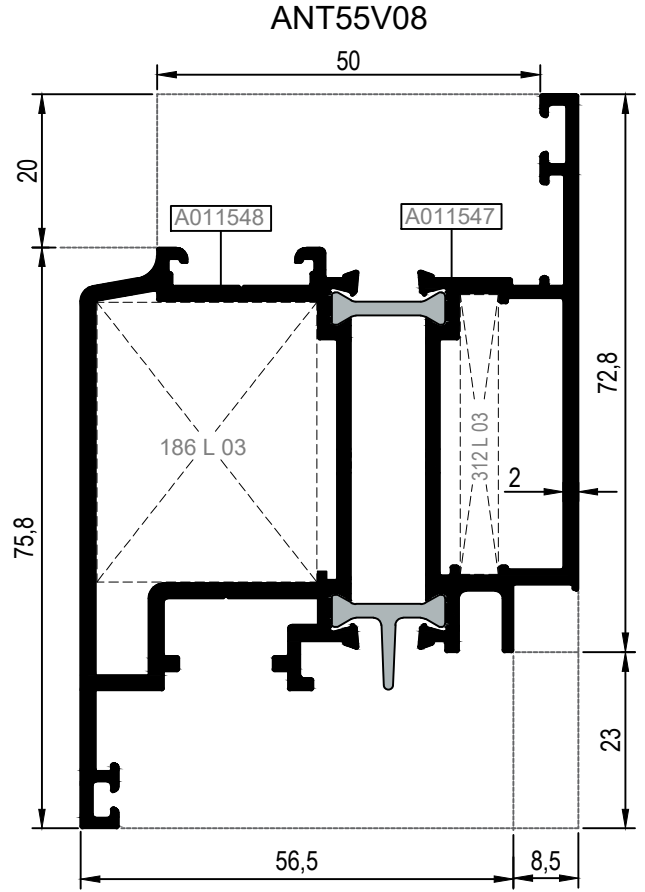
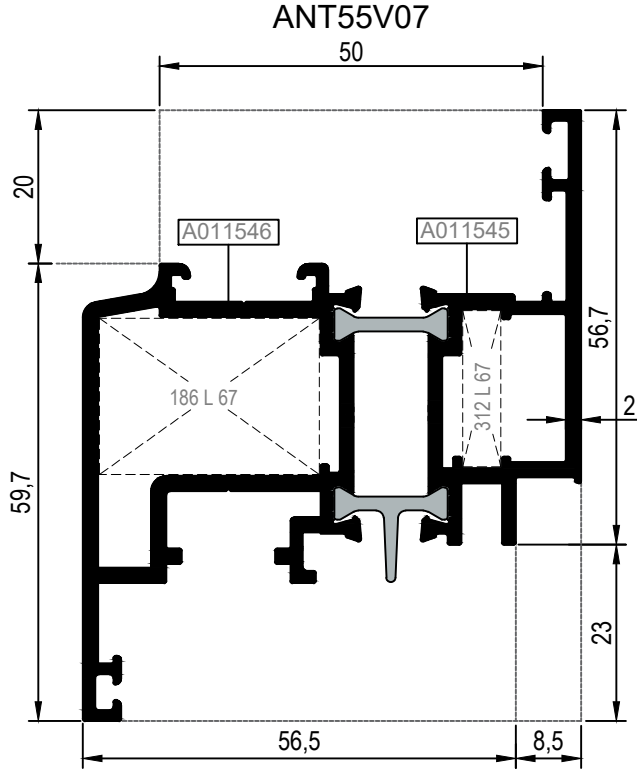
Nr	 L m	KESİM ÖLÇÜSÜ CUTTING SIZE	 AKS. KODU ACS. CODE
ANT55V04	A011509	25L26 (A010540)	310 L 26
	A011510	25L26 (A010540)	312 L 26
ANT55V05	A011512	25L26 (A010540)	312 L 26
	A011511	25L26 (A010540)	313 L 26

KOD / CODE	AĞIRLIK (kg/m) / WEIGHT	Jxx cm ⁴	Jyy cm ⁴	L m	
ANT55V06	2,441	34,182	63,168	6	




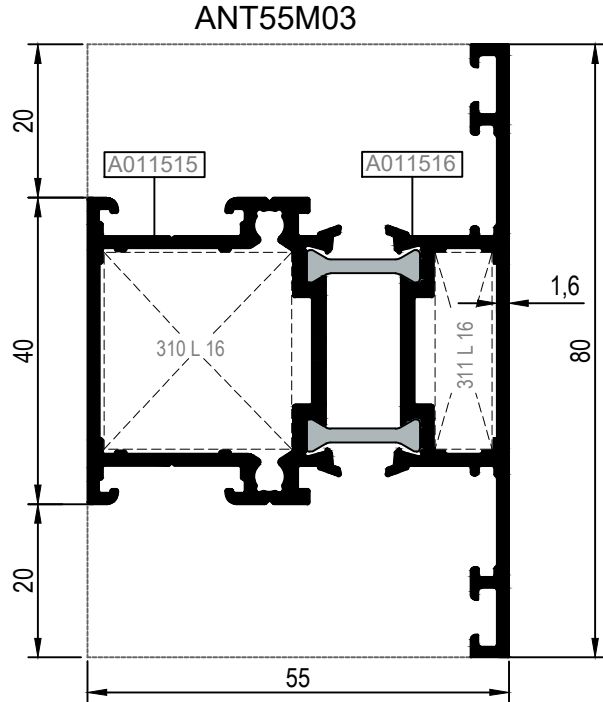
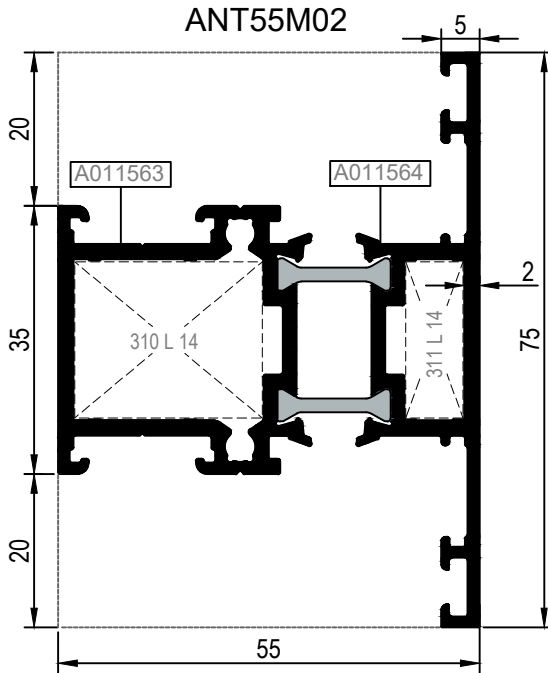
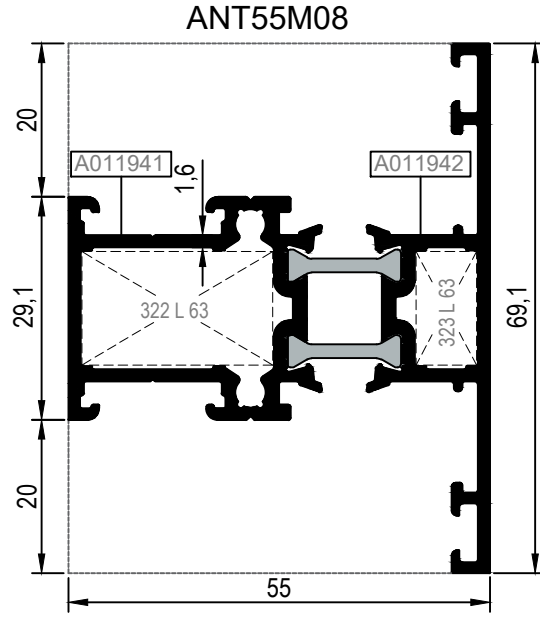
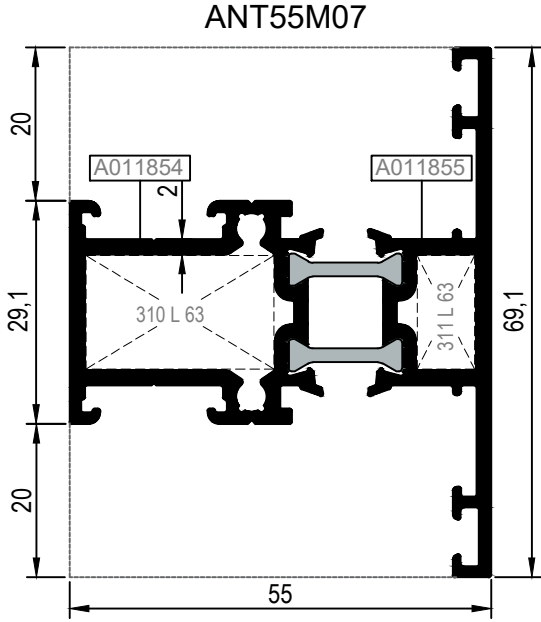
Nr		L m	KESİM ÖLÇÜSÜ CUTTING SIZE	AKS. KODU ACS. CODE
ANT55V06	A011513	25L25 (A010539)	28,7 mm	186 L 25
	A011514	25L25 (A010539)	5,0 mm	312 L 25


KOD / CODE	AĞIRLIK (kg/m) / WEIGHT	Jxx cm ⁴	Jyy cm ⁴	L m	
ANT55V07	1,893	25,117	18,254	6	
ANT55V08	2,218	30,207	37,618	6	
ANT55V09	2,353	30,724	44,154	6	




Nr		L m	KESİM ÖLÇÜSÜ CUTTING SIZE	AKS. KODU ACS. CODE
ANT55V07	A011546	25L67 (A011006)	28,7 mm	186 L 67
	A011545	25L67 (A011006)	5,0 mm	312 L 67
ANT55V08	A011548	25L03 (A002021)	28,7 mm	186 L 03
	A011547	25L03 (A002021)	5,0 mm	312 L 03
ANT55V09	A011549	25L03 (A002021)	7,5 mm	311 L 03
	A011550	25L03 (A002021)	24,1 mm	313 L 03

KOD / CODE	AĞIRLIK (kg/m) / WEIGHT	Jxx cm ⁴	Jyy cm ⁴	L m	
ANT55M02	1,593	15,380	13,406	6	
ANT55M03	1,614	15,017	16,984	6	
ANT55M07	1,493	14,169	9,902	6	
ANT55M08	1,386	12,721	9,436	6	

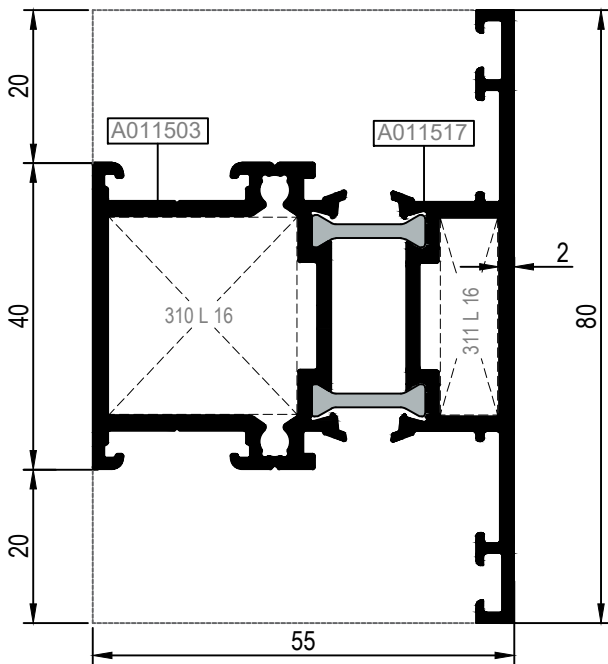


Nr		L m	KEŞİM ÖLÇÜSÜ CUTTING SIZE	AKS. KODU ACS. CODE
ANT55M07	A011854	25J36 (A011551)	14,8 mm	324 J 36
	A011855	25J37 (A011552)	14,8 mm	324 J 37
ANT55M08	A011941	25J36 (A011551)	14,8 mm	324 J 36
	A011942	25J37 (A011552)	14,8 mm	324 J 37
ANT55M02	A011563	25J36 (A011551)	20,4 mm	314 J 36
	A011564	25J37 (A011552)	20,4 mm	314 J 37
ANT55M03	A011515	25J36 (A011551)	25,7 mm	281 J 36
	A011516	25J37 (A011552)	25,7 mm	281 J 37

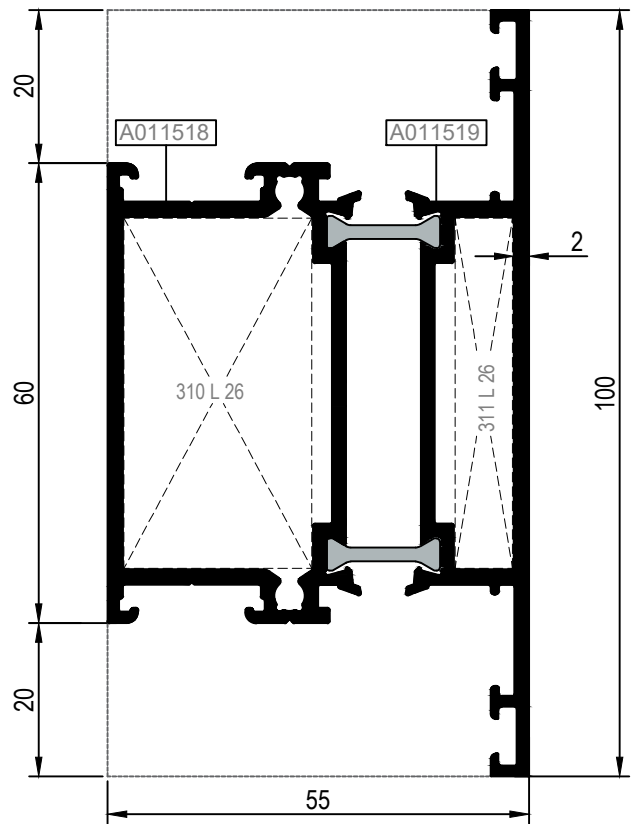
Nr		L m	KEŞİM ÖLÇÜSÜ CUTTING SIZE	AKS. KODU ACS. CODE
ANT55M07	A011854	25L63 (A002427)	24,5 mm	310 L 63
	A011855	25L63 (A002427)	7,5 mm	311 L 63
ANT55M08	A011941	25L63 (A002427)	24,9 mm	322 L 63
	A011942	25L63 (A002427)	7,9 mm	323 L 63
ANT55M02	A011563	25L14 (A002059)	24,5 mm	310 L 14
	A011564	25L14 (A002059)	7,5 mm	311 L 14
ANT55M03	A011515	25L16 (A002061)	24,5 mm	310 L 16
	A011516	25L16 (A002061)	7,5 mm	311 L 16



KOD / CODE	AĞIRLIK (kg/m) / WEIGHT	Jxx cm ⁴	Jyy cm ⁴	L m	
ANT55M04	1,727	16,711	17,710	6	
ANT55M05	2,139	21,326	41,628	6	



ANT55M04



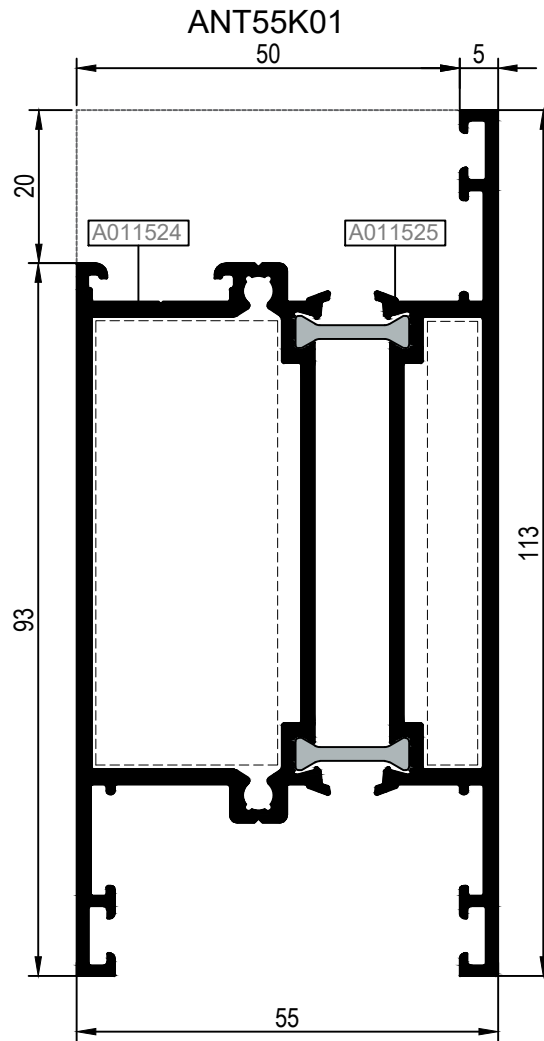
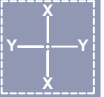
ANT55M05



Nr		L m	KESİM ÖLÇÜSÜ CUTTING SIZE		AKS. KODU ACS. CODE
ANT55M04	A011503	25J36 (A011551)	25,7 mm	281 J 36	
	A011517	25J37 (A011552)	25,7 mm	281 J 37	
ANT55M05	A011518	25J36 (A011551)	45,7 mm	304 J 36	
	A011519	25J37 (A011552)	45,7 mm	304 J 37	

Nr		L m	KESİM ÖLÇÜSÜ CUTTING SIZE		AKS. KODU ACS. CODE
ANT55M04	A011503	25L16 (A002061)	24,5 mm	310 L 16	
	A011517	25L16 (A002061)	7,5 mm	311 L 16	
ANT55M05	A011518	25L26 (A010540)	24,5 mm	310 L 26	
	A011519	25L26 (A010540)	7,5 mm	311 L 26	

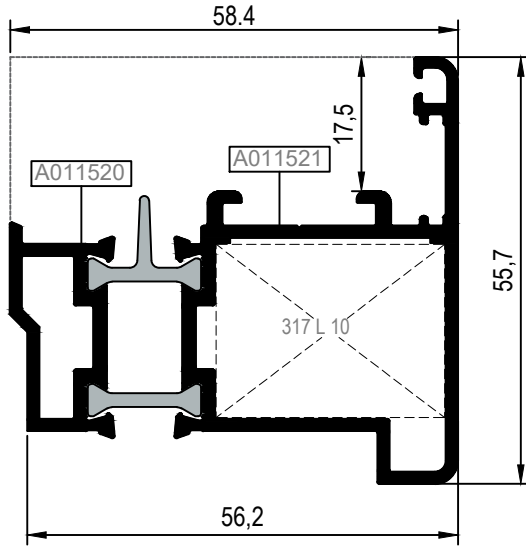
KOD / CODE	AĞIRLIK (kg/m) / WEIGHT	Jxx cm ⁴	Jyy cm ⁴	L m	
ANT55K01	2,513	27,474	75,417	6	



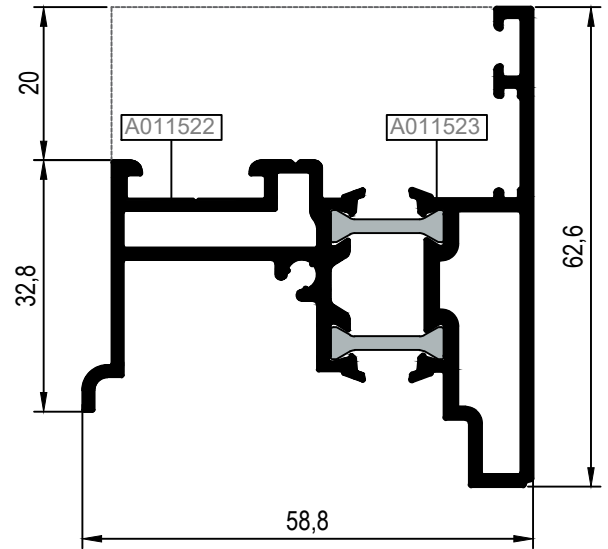
Nr		L m	KESİM ÖLÇÜSÜ CUTTING SIZE	AKS. KODU ACS. CODE
ANT55K01	A011524	25J36 (A011551)	58,7 mm	315 J 36
	A011525	25J37 (A011552)	58,7 mm	315 J 37

KOD / CODE	AĞIRLIK (kg/m) / WEIGHT	Jxx cm ⁴	Jyy cm ⁴	L m	
ANT55A01	1,312	13,367	7,975	6	
ANT55A02	1,379	12,809	8,638	6	
ANT55A04	1,325	----	----	6	
25I07	0,143	---	---	6	
25I04	0,153	----	----	6	

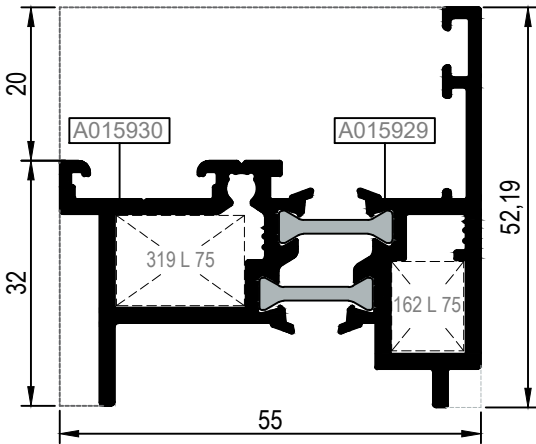
ANT55A01



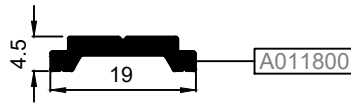
ANT55A02




ANT55A04



25I07*



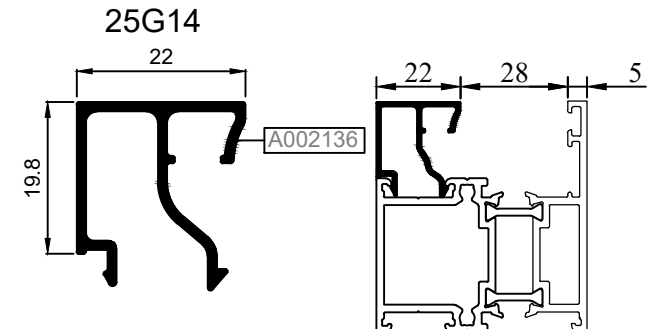
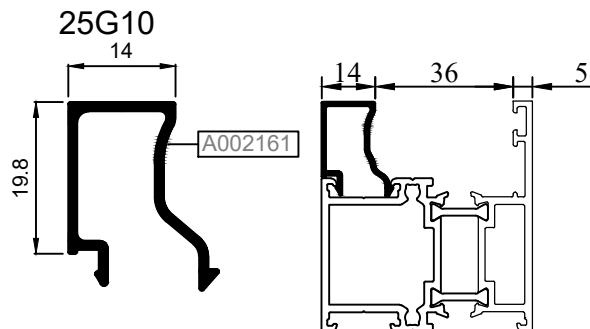
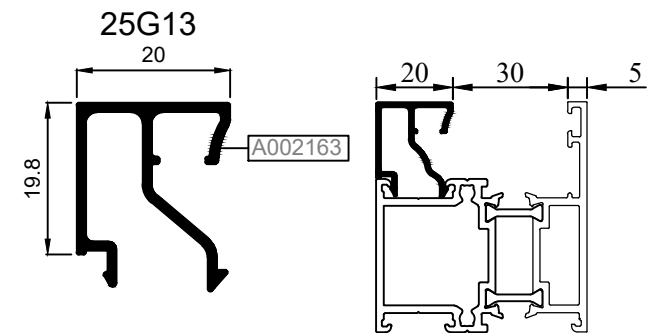
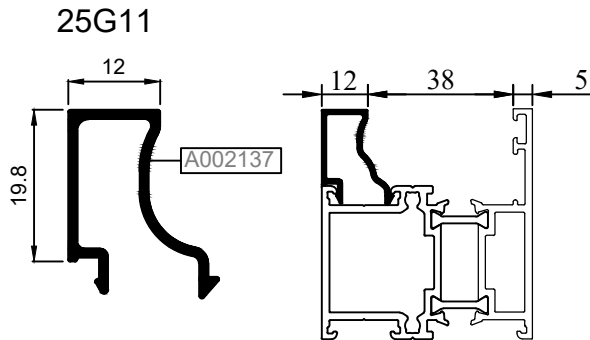
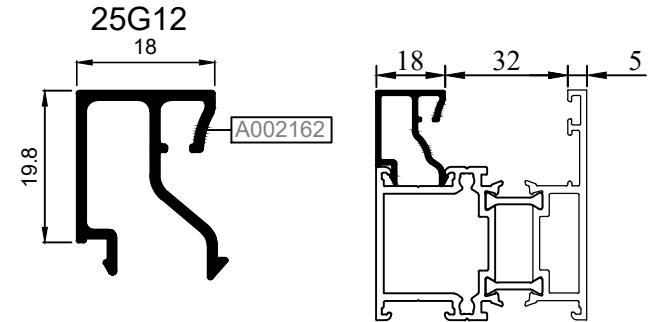
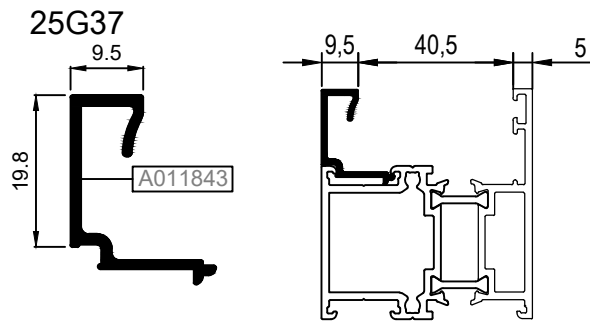
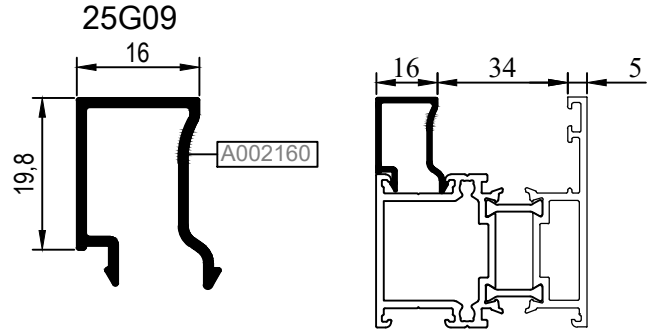
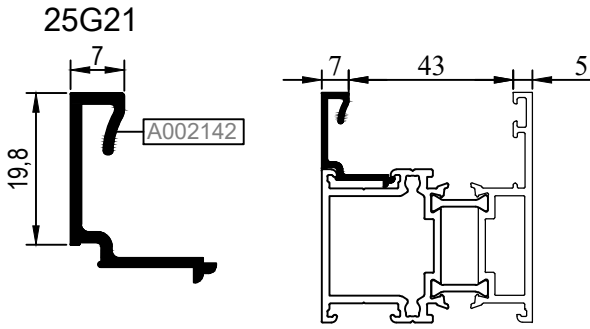
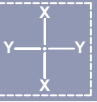
25I04



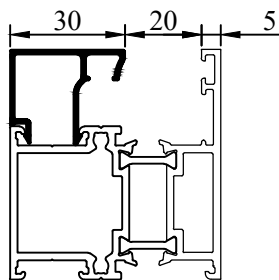
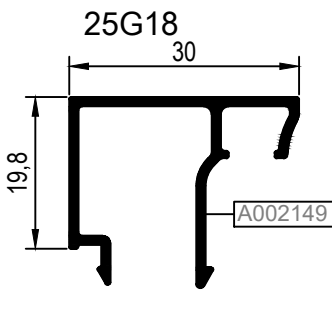
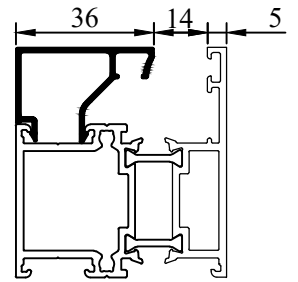
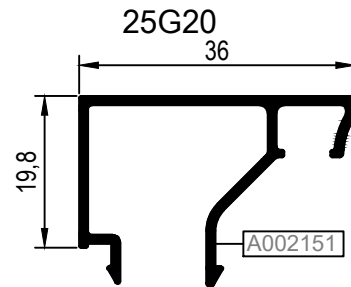
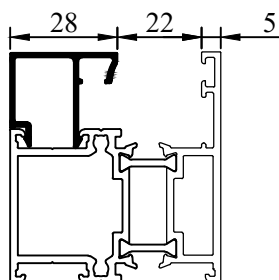
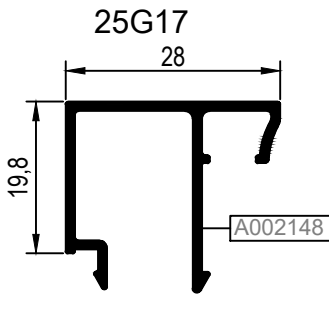
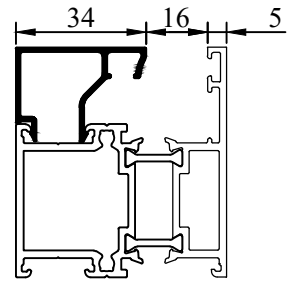
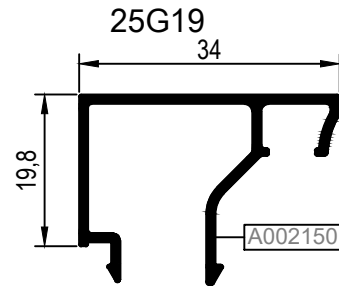
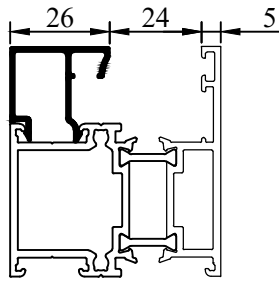
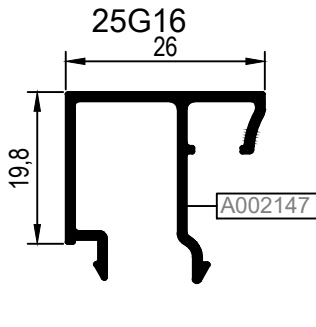
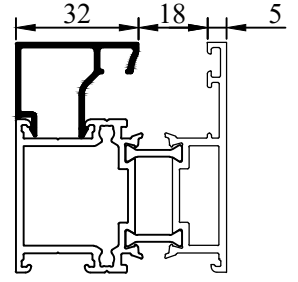
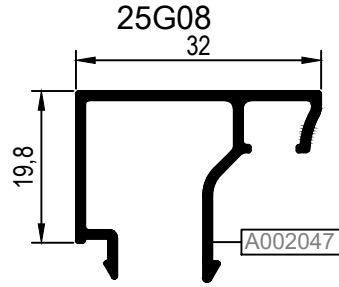
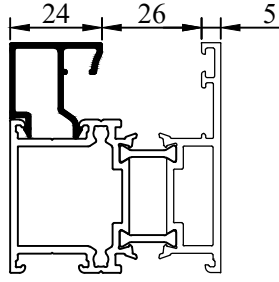
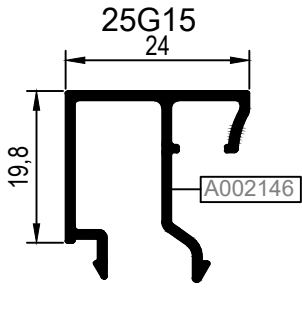
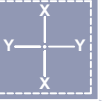
***Giese kol ve kilitleme aksesuarları sadece 25 I 07 tij profili ile kullanılmalıdır.
Giese handle and locking accessories should be used with only 25 I 07 rod profile

KÖŞE TAKOZ DETAYLARI				
Nr	L m	KESİM ÖLÇÜSÜ CUTTING SIZE	AKS. KODU ACS. CODE	
ANT55A01	A011520	----	----	
	A011521	25L10 (A002125)	29,7 mm 317 L 10	
ANT55A02	A011522	----	----	
	A011523	----	----	
ANT55A04	A015930	25L75 (A011839)	16,7 mm 319 L 75	
	A015929	25L75 (A011839)	9,4 mm 162 L 75	

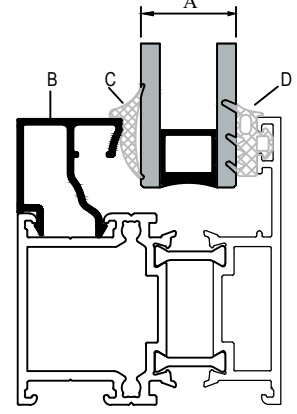
KOD / CODE	AĞIRLIK (kg/m) / WEIGHT	L m	KOD / CODE	AĞIRLIK (kg/m) / WEIGHT	L m
25G21	0,196	6	25G09	0,229	6
25G37	0,206	6	25G12	0,270	6
25G11	0,224	6	25G13	0,278	6
25G10	0,225	6	25G14	0,280	6



KOD / CODE	AĞIRLIK (kg/m) / WEIGHT	L m	KOD / CODE	AĞIRLIK (kg/m) / WEIGHT	L m
25G15	0,282	6	25G08	0,309	6
25G16	0,287	6	25G19	0,317	6
25G17	0,292	6	25G20	0,327	6
25G18	0,300	6			



CAM LİSTESİ (GLASS TABLE)			
B, CAM ÇITASI GLAZING BEAD	C, İÇ CAM FİTİLİ GLASS GASKET (IN)	A, CAM KALINLIĞI GLASS THICKNESS	D, DIŞ CAM FİTİLİ GLASS GASKET (OUT)
25G20	01.17.05	*5 mm	01.11.15
25G20	01.17.04	*6 mm	01.11.15
25G20	01.17.03	*7 mm	01.11.15
25G19	01.17.04	*8 mm	01.11.15
25G19	01.17.03	*9 mm	01.11.15
25G08	01.17.04	*10 mm	01.11.15
25G08	01.17.03	*11 mm	01.11.15
25G18	01.17.04	*12 mm	01.11.15
25G18	01.17.03	*13 mm	01.11.15
25G17	01.17.04	*14 mm	01.11.15
25G17	01.17.03	*15 mm	01.11.15
25G16	01.17.04	*16 mm	01.11.15
25G16	01.17.03	17 mm	01.11.15
25G15	01.17.04	18 mm	01.11.15
25G15	01.17.03	19 mm	01.11.15
25G14	01.17.04	20 mm	01.11.15
25G14	01.17.03	21 mm	01.11.15
25G13	01.17.04	22 mm	01.11.15
25G13	01.17.03	23 mm	01.11.15
25G12	01.17.04	24 mm	01.11.15
25G12	01.17.03	25 mm	01.11.15
25G09	01.17.04	26 mm	01.11.15
25G09	01.17.03	27 mm	01.11.15
25G10	01.17.04	28 mm	01.11.15
25G10	01.17.03	29 mm	01.11.15
25G11	01.17.04	30 mm	01.11.15
25G11	01.17.03	31 mm	01.11.15
25G37	01.17.05	32 mm	01.11.15
25G37	01.17.04	33 mm	01.11.15
25G21	01.17.05	34 mm	01.11.15
25G21	01.17.04	35 mm	01.11.15
25G21	01.17.03	36 mm	01.11.15



CAM MONTAJINDA SADECE BU SİSTEM İÇİN TASARLANAN VE ÜRETİLEN FİTİLLER KULLANILMALIDIR. FARKLI MALZEME KULLANIMLARI İŞLEVSEL VE TASARIMSAL SORUNLARA SEBEP OLABİLİR. THE GASKETS USED DURING INSTALLING THE GLASS SHOULD BE ONLY THE ONES CREATED FOR THIS SYSTEM. THE USE OF OTHER MATERIALS MAY CAUSE FUNCTIONAL AND DESIGN PROBLEMS.

TABLODA VERİLEN CAM KALINLIKLARI TEORİK OLUP SİSTEMİN ISI PERFORMANS KRİTERLERİNDEN BAĞIMSIZDIR. YALITIMLI SİSTEMLERDE TEK CAMLI (*) KOMBİNASYONLAR ÖNERİLMEZ. THE GLASS THICKNESSES IN THE TABLE ARE THEORETICAL AND INDEPENDENT FROM THERMAL PERFORMANCE CRITERIA OF THE SYSTEM, SINGLE GLAZING (*) IS NOT RECOMMENDED FOR INSULATED SYSTEMS.


YUKARIDAKİ TABLODA VERİLEN CAM-FİTİL VE PROFİL İLİŞKİSİ TEORİK OLUP PROFİL VE CAM TOLERANSLARINDAN KAYNAKLI ÖLÇÜ FARKLILIKLARI OLUŞABİLİR. THE RELATIONSHIP BETWEEN GLASS-GASKET AND PROFILE PROVIDED IN THE TABLE IS THEORETICAL. IT MAY OCCUR SIZE DIFFERENCES FROM THE TOLERANCES OF PROFILE AND GLASS.


TAKOZLAR (CLEATS)				
PROFİL KODU (PROFILE CODE)	25L03	25L10	25L14	25L16
FABRİKA KODU(FACTORY CODE)	A002021	A002125	A002059	A002061
AĞIRLIK (WEIGHT)	4,315 kg/m	4,593 kg/m	3,270 kg/m	3,554 kg/m
ÇİZİM (DRAWING)				
PROFİL KODU (PROFILE CODE)	25L25	25L26	25L63	25L64
FABRİKA KODU(FACTORY CODE)	A010539	A010540	A002427	A010028
AĞIRLIK (WEIGHT)	8,394 kg/m	4,870 kg/m	4,430 kg/m	5,902 kg/m
ÇİZİM (DRAWING)				
PROFİL KODU (PROFILE CODE)	25L67	25L69	25L75	
FABRİKA KODU(FACTORY CODE)	A011006	A011097	A011839	
AĞIRLIK (WEIGHT)	3,258 kg/m	3,824 kg/m	3,362 kg/m	
ÇİZİM (DRAWING)				

KÖŞE TAKOZLARI (CORNER CLEAT)				
Nr		L m	KESİM ÖLÇÜSÜ CUTTING SIZE	AKS. KODU ACS. CODE
ANT55F03	A011503	25L16 (A002061)	24,5 mm	310 L 16
	A011504	25L16 (A002061)	7,5 mm	311 L 16
ANT55V02	A011505	25L16 (A002061)	24,5 mm	310 L 16
	A011506	25L16 (A002061)	5,0 mm	312 L 16
ANT55V03	A011507	25L16 (A002061)	24,5 mm	310 L 16
	A011508	25L16 (A002061)	5,2 mm	185 L 16
ANT55V04	A011509	25L26 (A010540)	24,5 mm	310 L 26
	A011510	25L26 (A010540)	5,0 mm	312 L 26
ANT55V05	A011512	25L26 (A010540)	5,0 mm	312 L 26
	A011511	25L26 (A010540)	24,1 mm	313 L 26
ANT55V06	A011513	25L25 (A010539)	28,7 mm	186 L 25
	A011514	25L25 (A010539)	5,0 mm	312 L 25
ANT55V07	A011546	25L67 (A011006)	28,7 mm	186 L 67
	A011545	25L67 (A011006)	5,0 mm	312 L 67
ANT55V08	A011548	25L03 (A002021)	28,7 mm	186 L 03
	A011547	25 L 03 (A002021)	5,0 mm	312 L 03
ANT55V09	A011549	25 L 03 (A002021)	7,5 mm	311 L 03
	A011550	25 L 03 (A002021)	24,1 mm	313 L 03
ANT55V10	A011836	25 L 64 (A010028)	28,7 mm	186 L 64
	A011837	25 L 64 (A010028)	5,0 mm	312 L 64

KÖŞE TAKOZLARI (CORNER CLEAT)				
Nr		L m	KESİM ÖLÇÜSÜ CUTTING SIZE	AKS. KODU ACS. CODE
ANT55V11	A011856	25 L 64 (A010028)	29,1 mm	181 L 64
	A011857	25 L 64 (A010028)	5,2 mm	185 L 64
ANT55M02	A011563	25 L 14 (A002059)	24,5 mm	310 L 14
	A011564	25 L 14 (A002059)	7,5 mm	311 L 14
ANT55M03	A011515	25 L 16 (A002061)	24,5 mm	310 L 16
	A011516	25 L 16 (A002061)	7,5 mm	311 L 16
ANT55M04	A011503	25 L 16 (A002061)	24,5 mm	310 L 16
	A011517	25 L 16 (A002061)	7,5 mm	311 L 16
ANT55M05	A011518	25 L 26 (A010540)	24,5 mm	310 L 26
	A011519	25 L 26 (A010540)	7,5 mm	311 L 26
ANT55M07	A011854	25 L 63 (A002427)	24,5 mm	310 L 63
	A011855	25 L 63 (A002427)	7,5 mm	311 L 63
ANT55M08	A011941	25 L 63 (A002427)	24,9 mm	322 L 63
	A011942	25 L 63 (A002427)	7,9 mm	323 L 63
ANT55A01	A011520	----	----	----
	A011521	25 L 10 (A002125)	29,7 mm	317 L 10
ANT55A04	A015930	25 L 75 (A011839)	16,7 mm	319 L 75
	A015929	25 L 75 (A011839)	9,4 mm	162 L 75

ORTA KAYIT BAĞLANTI (MULLION CONNECTION PIECE)				
PROFİL KODU (PROFILE CODE)	25J35	25J36	25J37	
FABRİKA KODU (FACTORY CODE)	A011493	A011551	A011552	
AĞIRLIK (WEIGHT)	0,530 kg/m	0,962 kg/m	0,508 kg/m	
ÇİZİM (DRAWING)				

ORTA KAYIT BAĞLANTI (MULLION CONNECTION PIECE)				
Nr		L m	KESİM ÖLÇÜSÜ CUTTING SIZE	AKS. KODU ACS. CODE
ANT55M02	A011563	25J36 (A011551)	20,4 mm	314 J 36
	A011564	25J37 (A011552)	20,4 mm	314 J 37
ANT55M03	A011515	25J36 (A011551)	25,7 mm	281 J 36
	A011516	25J37 (A011552)	25,7 mm	281 J 37
ANT55M04	A011503	25J36 (A011551)	25,7 mm	281 J 36
	A011517	25J37 (A011552)	25,7 mm	281 J 37
ANT55M05	A011518	25J36 (A011551)	45,7 mm	304 J 36
	A011519	25J37 (A011552)	45,7 mm	304 J 37

ORTA KAYIT BAĞLANTI (MULLION CONNECTION PIECE)				
Nr		L m	KESİM ÖLÇÜSÜ CUTTING SIZE	AKS. KODU ACS. CODE
ANT55M07	A011854	25J36 (A011551)	14,8 mm	324 J 36
	A011855	25J37 (A011552)	14,8 mm	324 J 37
ANT55M08	A011941	25J36 (A011551)	14,8 mm	324 J 36
	A011942	25J37 (A011552)	14,8 mm	324 J 37
ANT55K01	A011524	25J36 (A011551)	58,7 mm	315 J 36
	A011525	25J37 (A011552)	58,7 mm	315 J 37

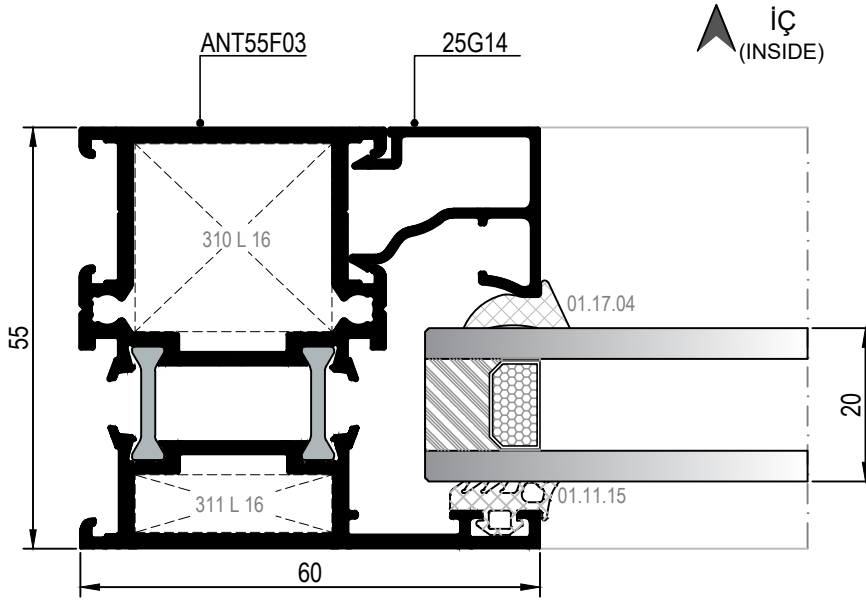
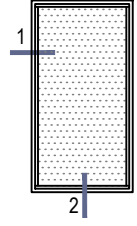
MİMARİ KATALOG
ARCHITECTURAL CATALOGUE

Alüminyum Kapı ve Pencere Sistemleri
Aluminium Door and Window Systems

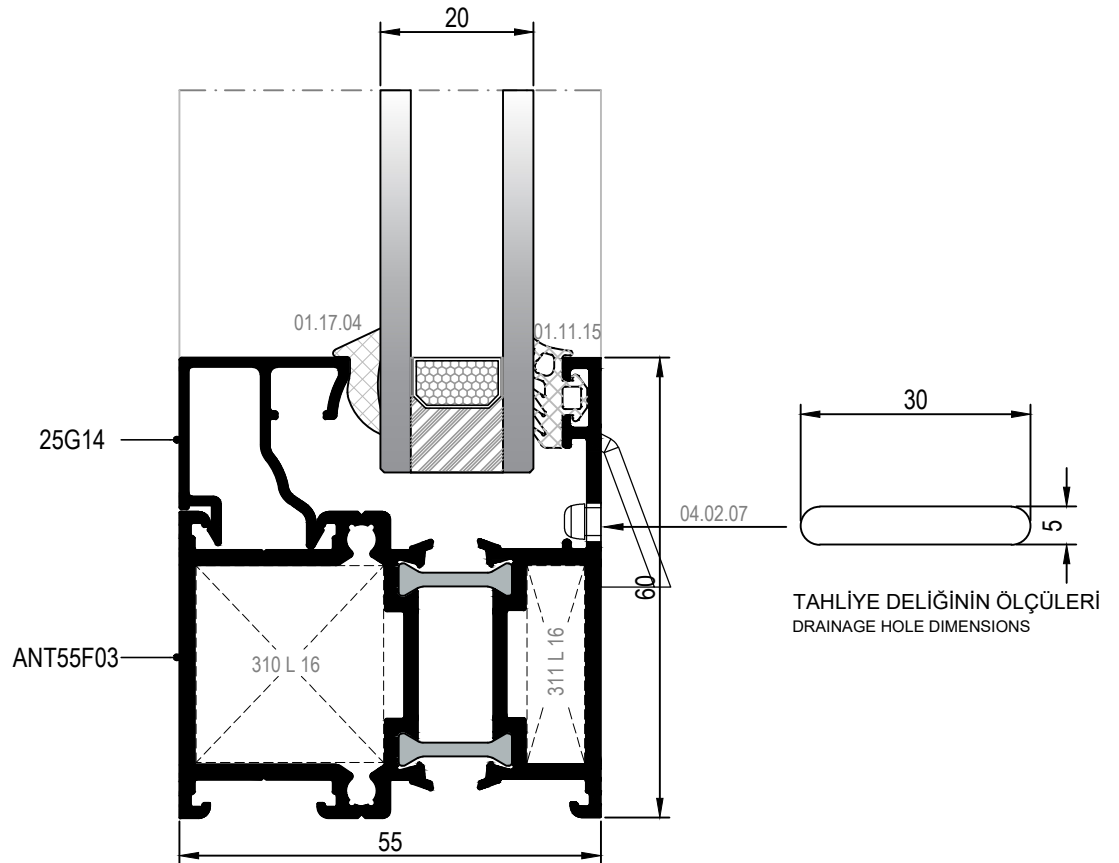
RWT55+

DETAYLAR

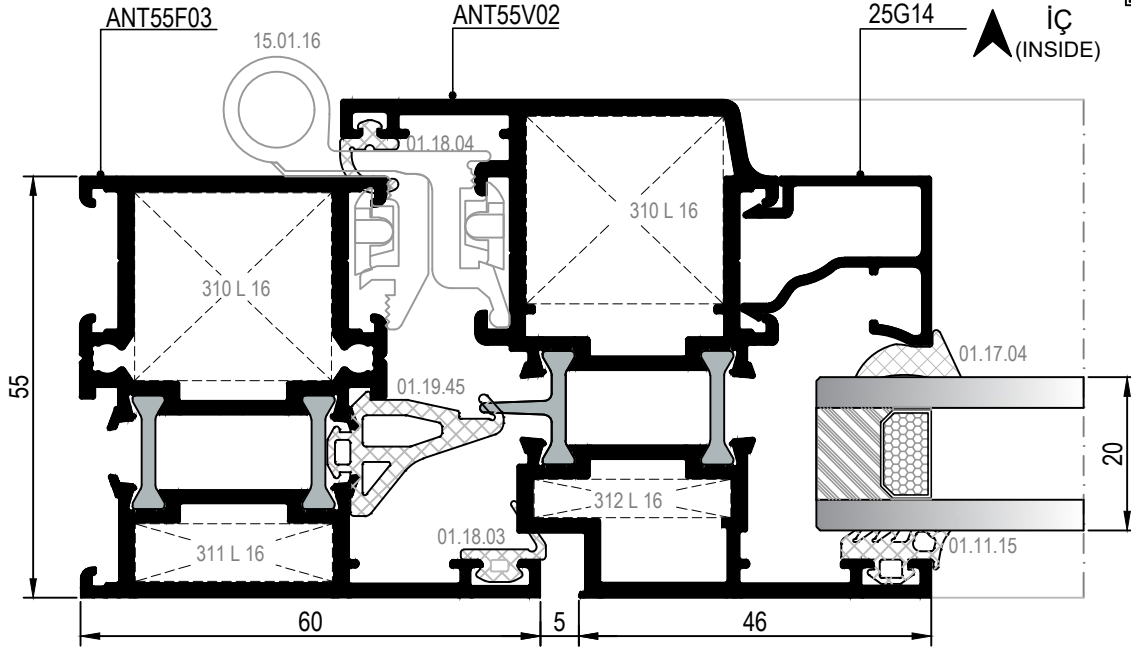
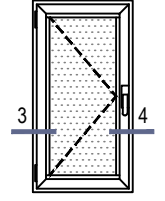
DETAILS



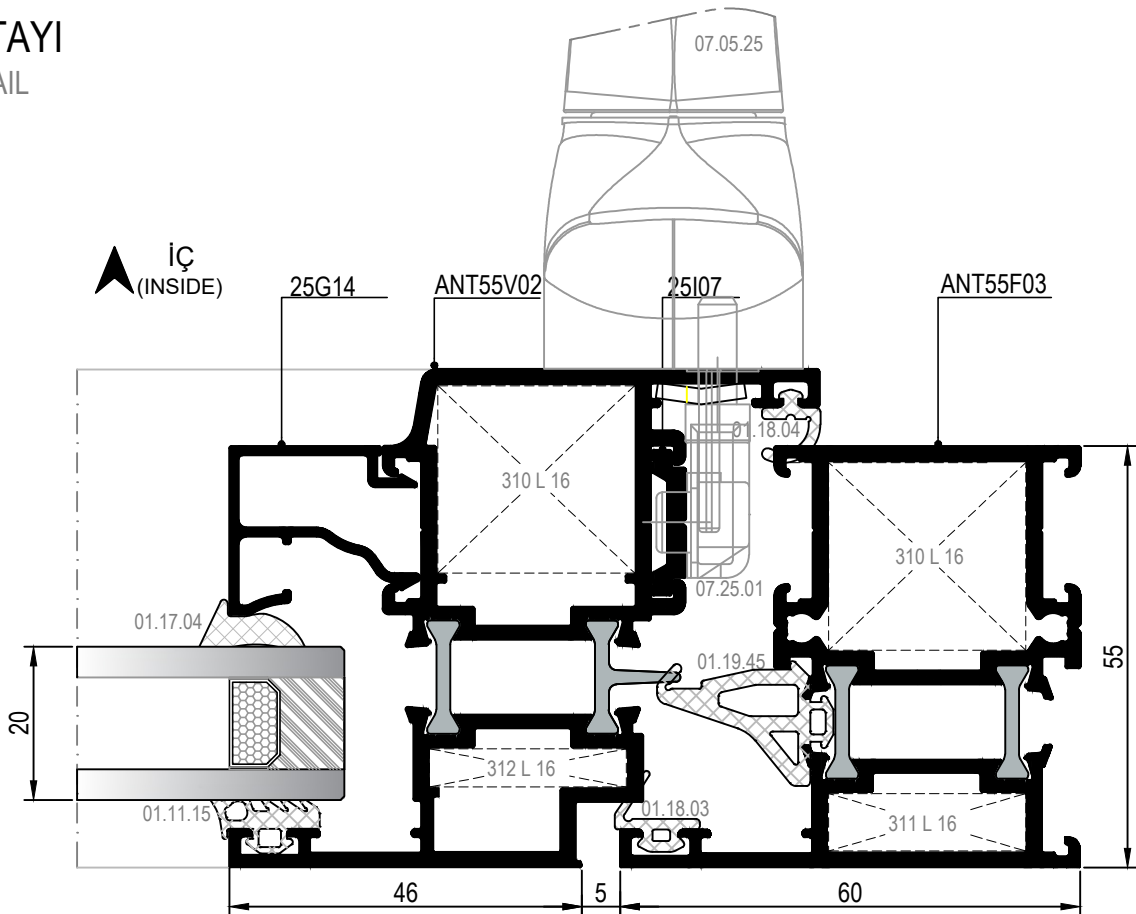
① DETAYI
DETAIL



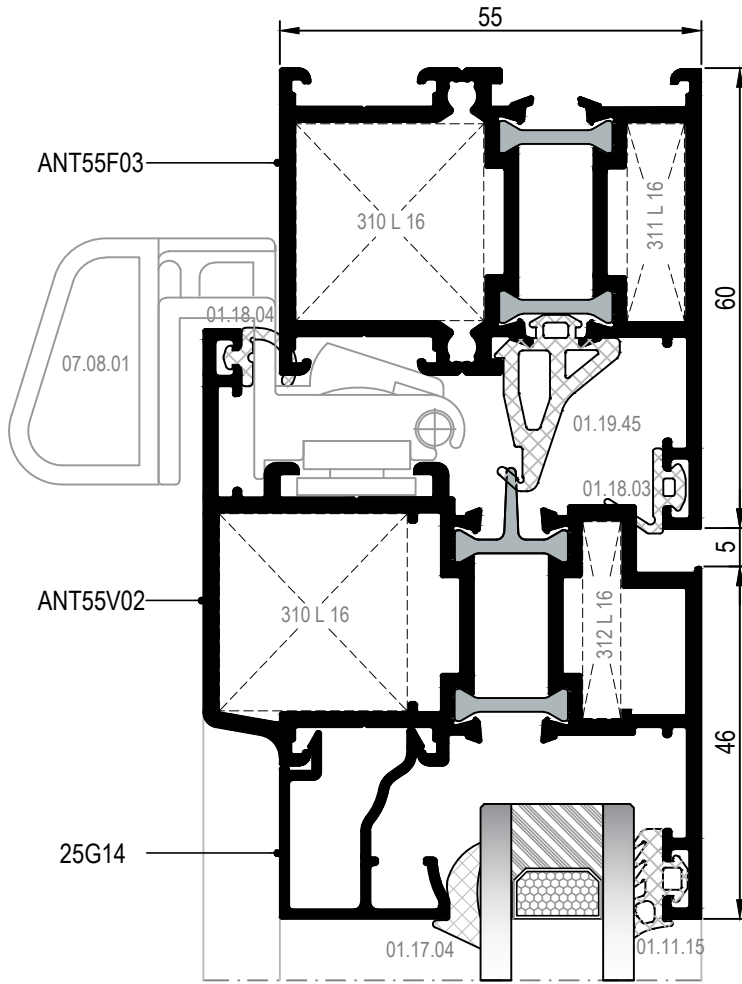
② DETAYI
DETAIL



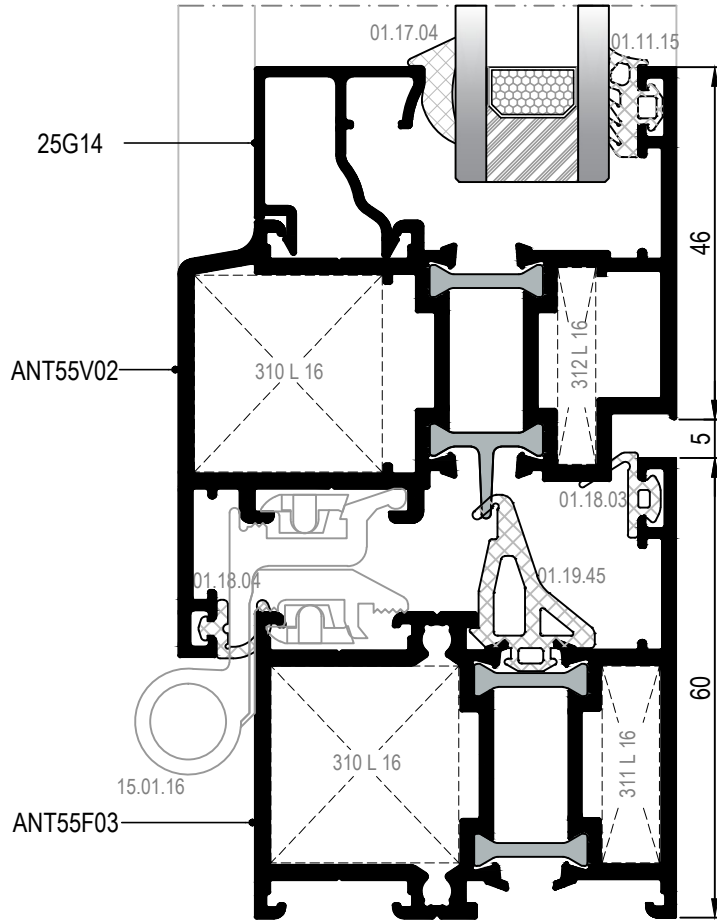
③ DETAYI
DETAIL



④ DETAYI
DETAIL

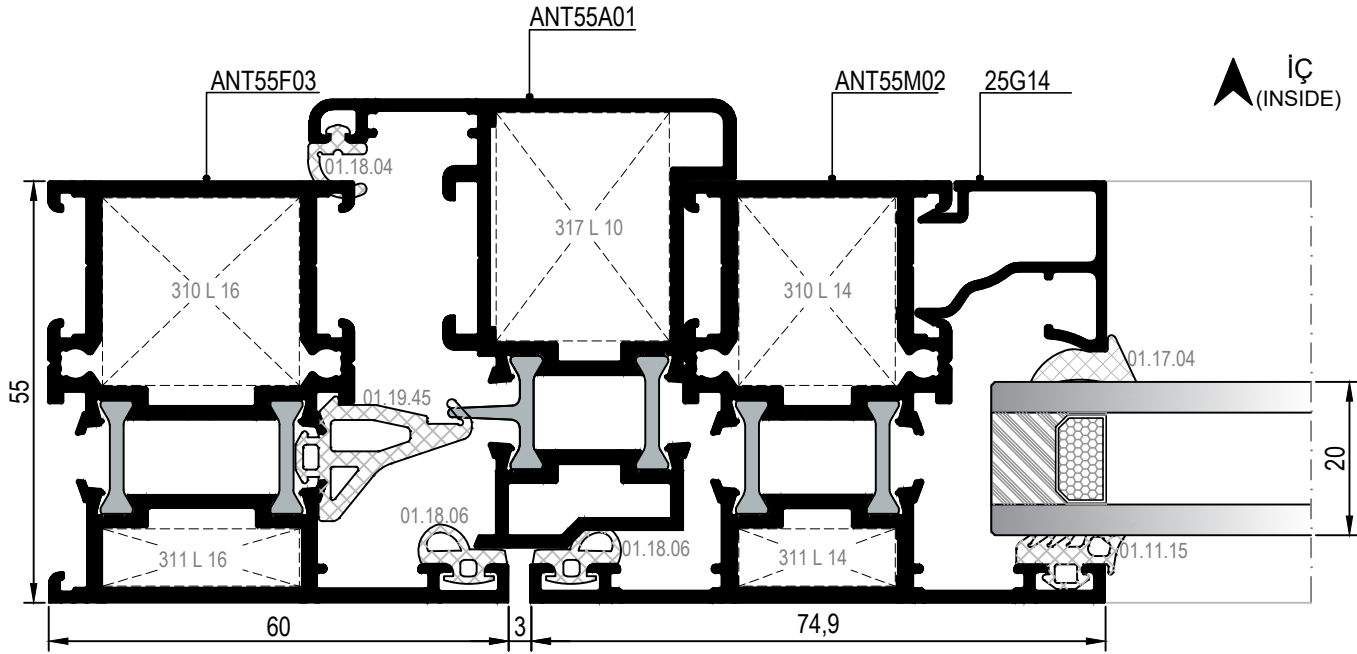
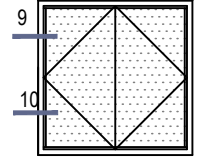


⑦ DETAYI
DETAIL

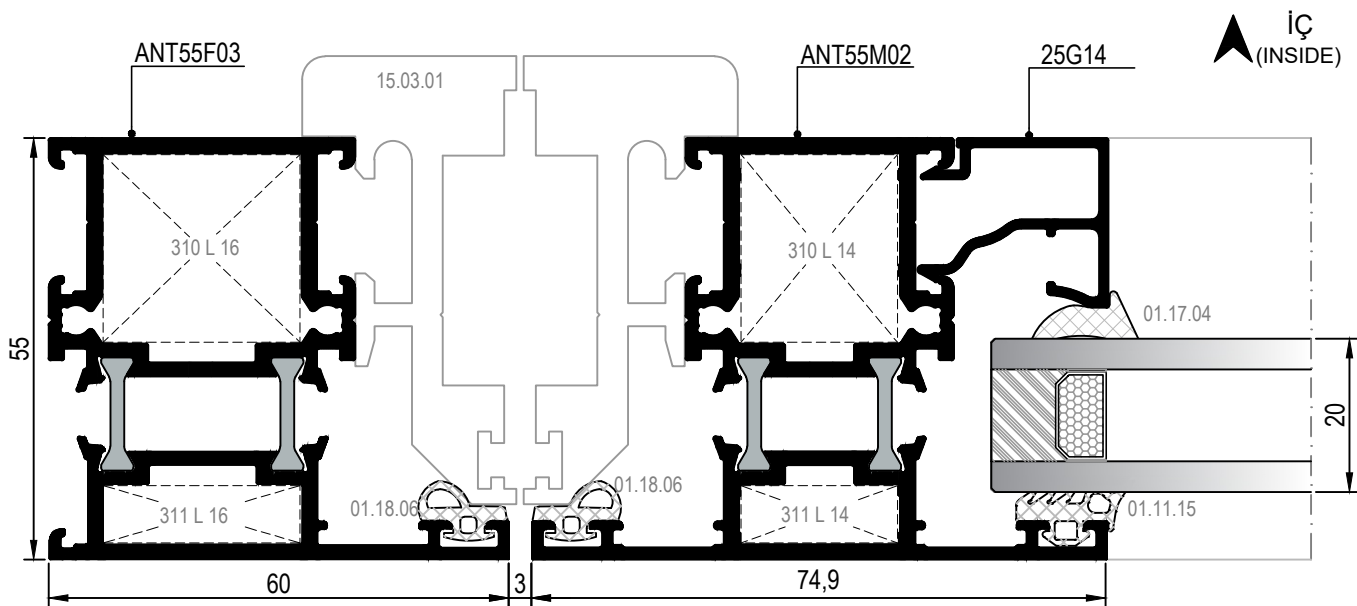


⑧ DETAYI
DETAIL

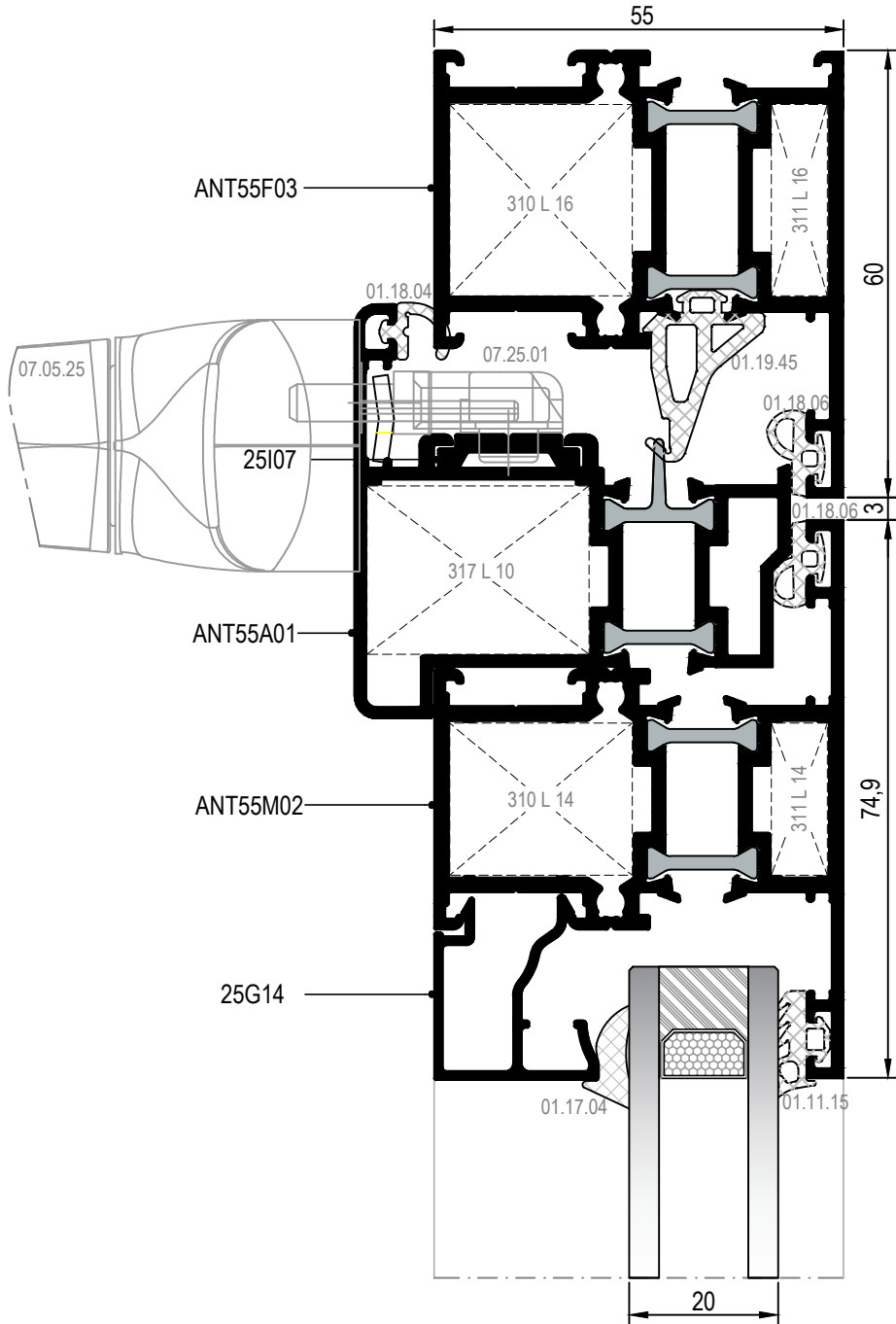
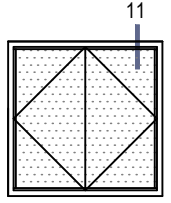
DIŞ
(OUTSIDE) ➤



⑨ DETAYI
DETAIL



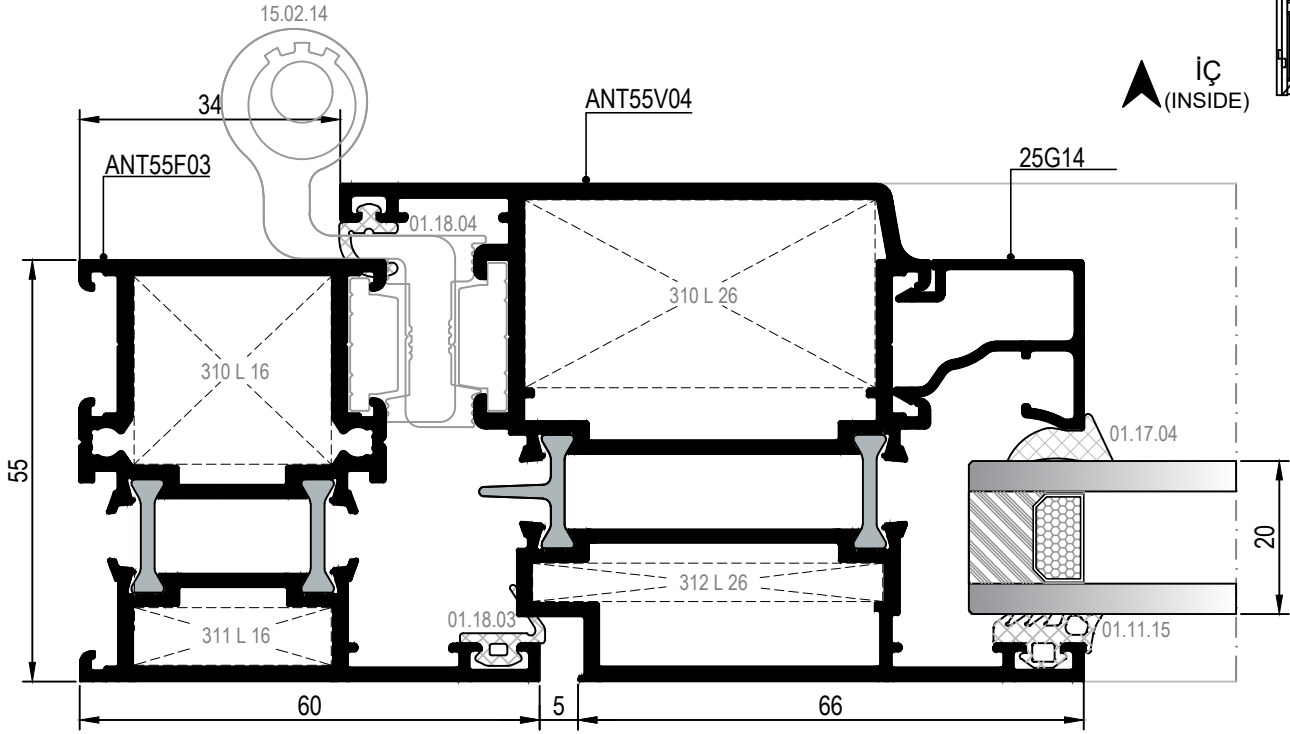
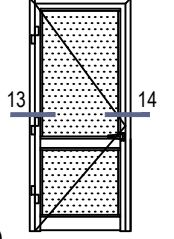
⑩ DETAYI
DETAIL



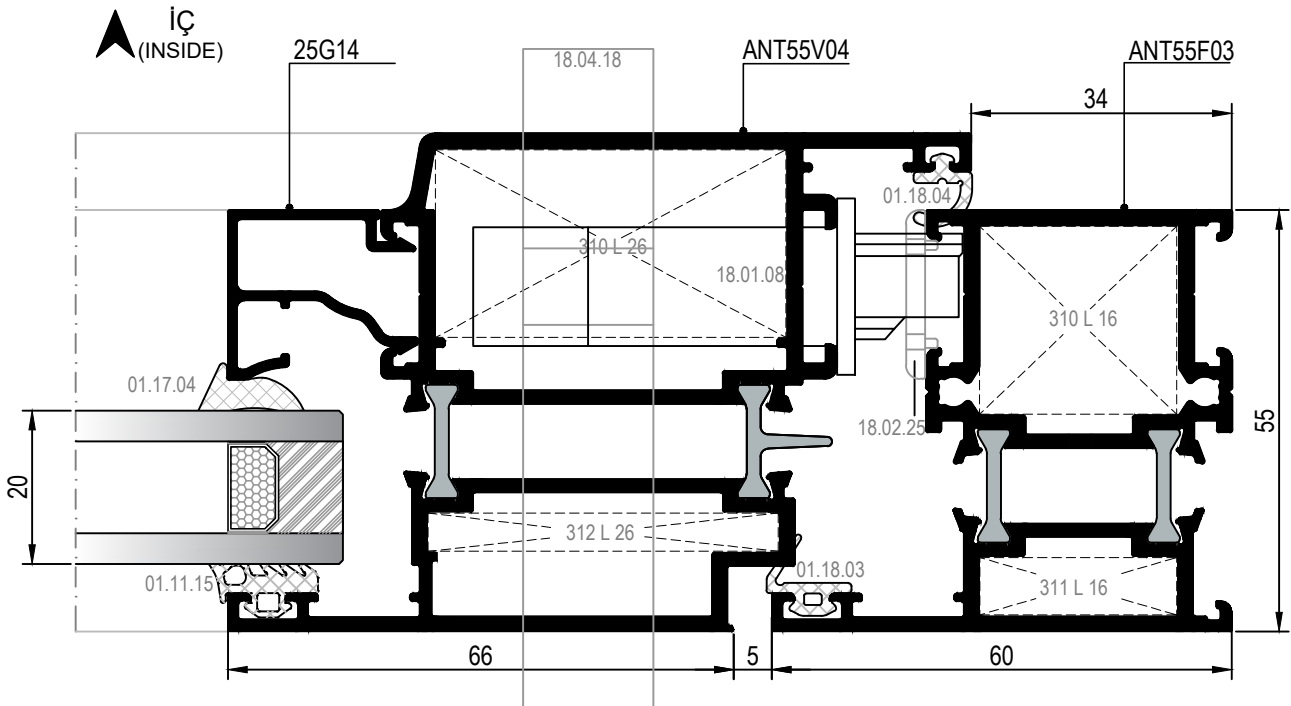
11 DETAYI
DETAIL

DIŞ
(OUTSIDE) ➔

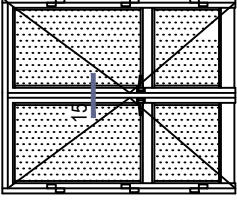
İÇE AÇILIM BİNİLİ KAPI DEYAYLARI
INWARD OPENING DOOR DETAILS



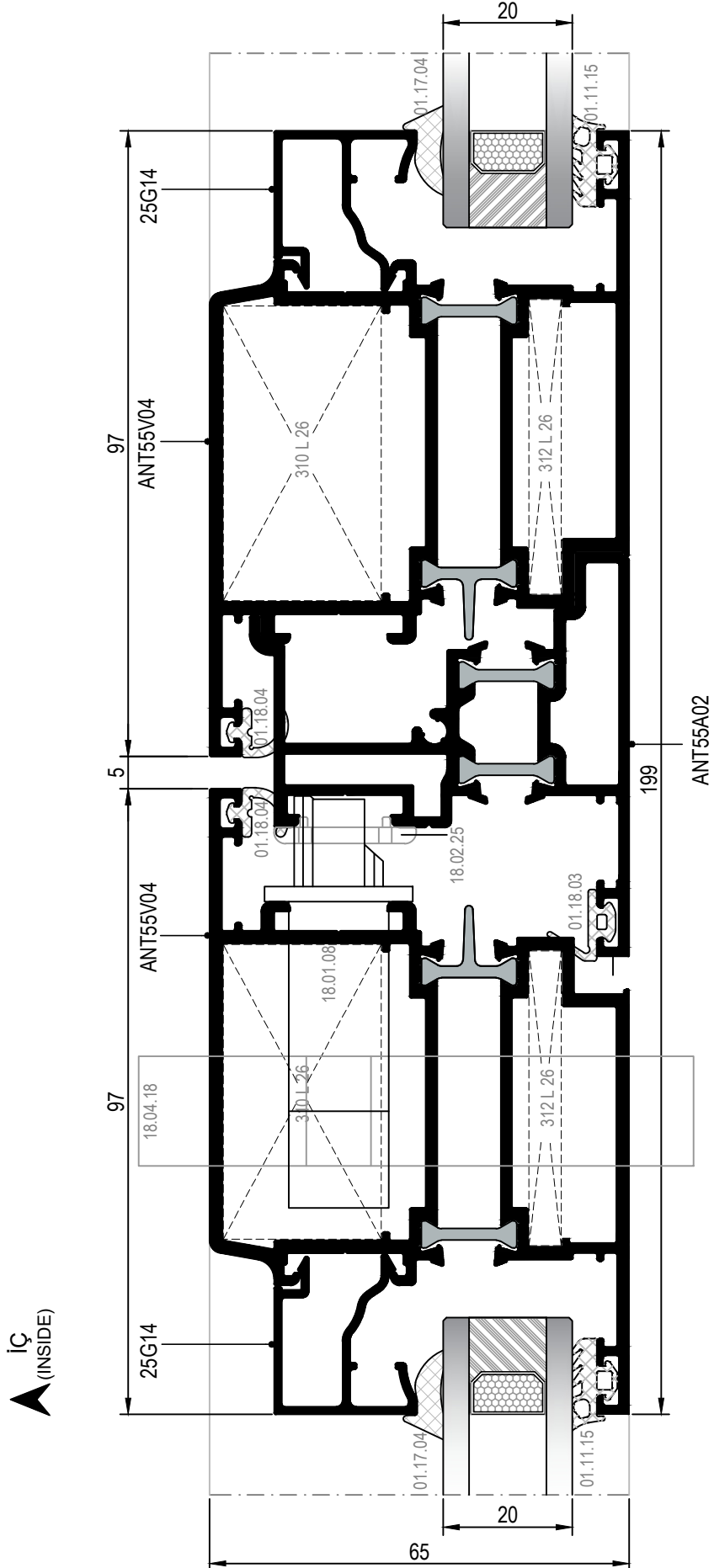
⑬ DEYAYI
DETAIL

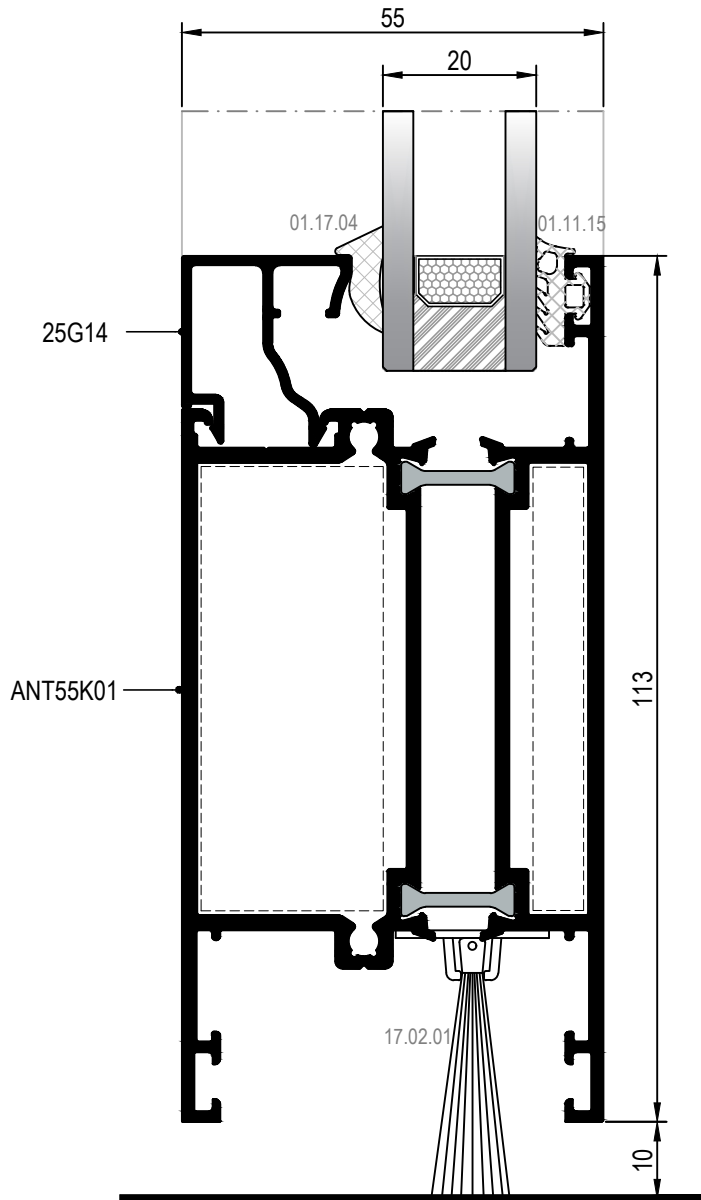


⑭ DEYAYI
DETAIL

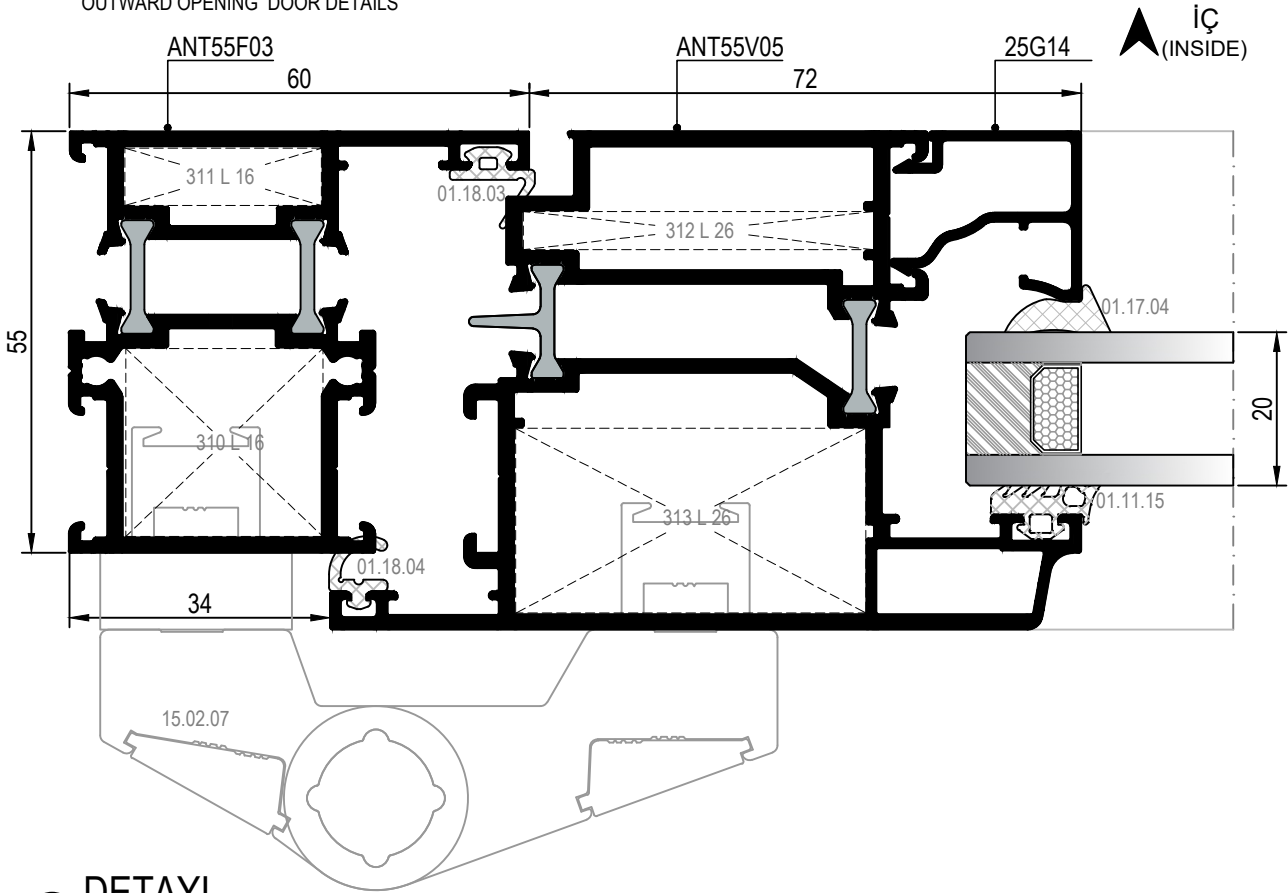


İÇE AÇILIM BİNLİ KAPI DETAYLARI
INWARD OPENING DOOR DETAILS

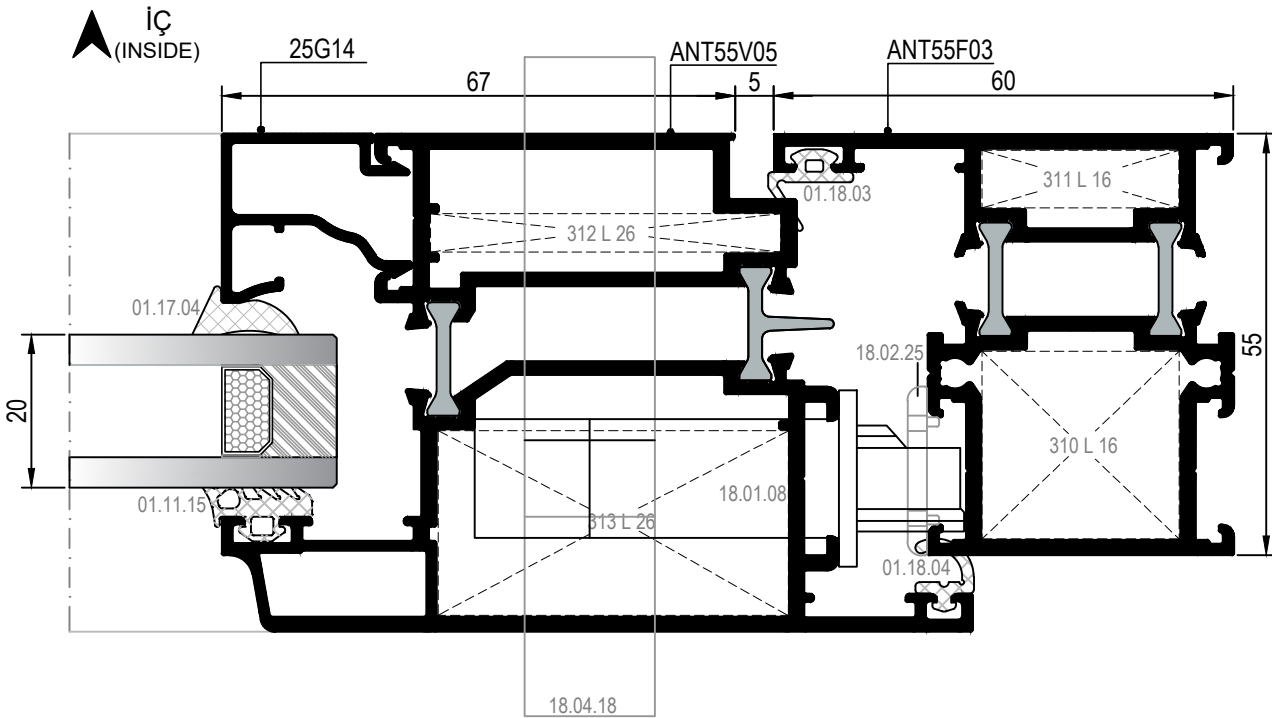




DIŐA AÇILIM KAPI DETAYLARI
OUTWARD OPENING DOOR DETAILS



17 DETAYI
DETAIL



18 DETAYI
DETAIL


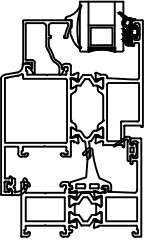

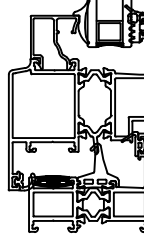

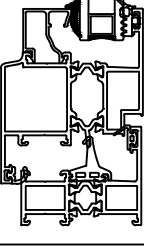

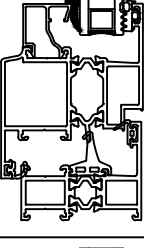

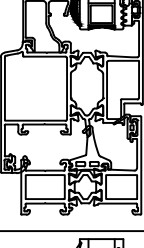

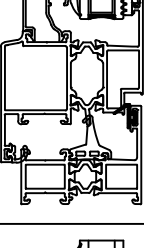

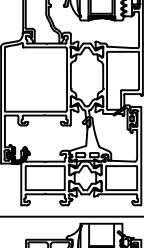

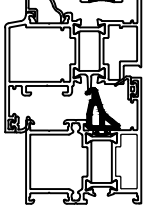
MİMARİ KATALOG
ARCHITECTURAL CATALOGUE

Alüminyum Kapı ve Pencere Sistemleri
Aluminium Door and Window Systems

RWT55+

AKSESUARLAR

ACCESSORIES

	<p>01.11.15 DIŞ CAM FİTİLİ 4 mm OUTSIDE GLAZING GASKET 4 mm</p> <p>Malzeme / Material : EPDM Ağırlık / Weight : 81 gr/m Paket / Package: 185m / 15 kg</p>			<p>01.19.06 KAPATMA FİTİLİ FILLING GASKET</p> <p>Malzeme / Material : EPDM Ağırlık / Weight : 82 gr/m Paket / Package: 182 m / 15 kg</p>	
	<p>01.17.03 İÇ CAM FİTİLİ 2,8 mm INSIDE GLAZING GASKET 2,8 mm</p> <p>Malzeme / Material : EPDM Ağırlık / Weight : 59 gr/m Paket / Package: 254m / 15 kg</p>				
	<p>01.17.04 İÇ CAM FİTİLİ 3,6 mm INSIDE GLAZING GASKET 3,6 mm</p> <p>Malzeme / Material : EPDM Ağırlık / Weight : 71 gr/m Paket / Package: 210m / 15 kg</p>				
	<p>01.17.05 İÇ CAM FİTİLİ 4,6 mm INSIDE GLAZING GASKET 4,6 mm</p> <p>Malzeme / Material : EPDM Ağırlık / Weight : 89 gr/m Paket / Package: 168m / 15 kg</p>				
	<p>01.18.03 DIŞ BİNİ FİTİLİ OUTSIDE ACOUSTICAL GASKET</p> <p>Malzeme / Material : EPDM Ağırlık / Weight : 41 gr/m Paket / Package: 365m / 15 kg</p>				
	<p>01.18.04 İÇ BİNİ FİTİLİ INSIDE ACOUSTICAL GASKET</p> <p>Malzeme / Material : EPDM Ağırlık / Weight : 42 gr/m Paket / Package: 357m / 15 kg</p>				
	<p>01.19.45 TOZLUK FİTİLİ CENTRAL GASKET</p> <p>Malzeme / Material : EPDM Ağırlık / Weight : 173 gr/m Paket / Package: 86m / 15 kg</p>				

	<p>04.02.07 TAHLİYE KAPAĞI DRAINAGE COVER</p> <p>Malzeme / Material : PVC Renk / Colour : Siyah-Beyaz-Gri Black-White-Grey</p>				
	<p>04.06.58 ADAPTÖR KAPAĞI ADAPTER CAP</p> <p>Malzeme / Material : PVC Renk / Colour : Siyah / Black ANT55A02 İÇİN / FOR ANT55A02</p>				
	<p>04.06.59 ADAPTÖR KAPAĞI ADAPTER CAP</p> <p>Malzeme / Material : PVC Renk / Colour : Siyah / Black ANT55A02 İÇİN / FOR ANT55A02</p>				
	<p>04.07.18 PVC KÖŞE ÇAVUŞU CORNER CLEAT (PVC)</p> <p>Malzeme / Material : PVC Renk / Colour : Siyah / Black</p>				
	<p>10.10.01 MONTAJ LAMASI (140mm) LAMA FOR ASSEMBLY (140mm)</p>				

PENCERE MENTEŞELERİ / WINDOW HINGES




15.01.16

GIESSE PENCERE MENTEŞESİ
GIESSE HINGE FOR WINDOWS

Renk / Colour : Siyah-Beyaz-Gri-Eloksal
Black-White-Grey-Anodised

75 kg için 2 adet, 85 kg için 3 adet kullanılmalıdır. / Should be used 2 for 75 kg,3 for 85 kg.
EN 1935:2002

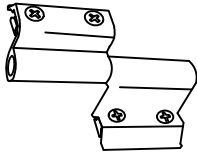


15.01.03

RESCARA PENCERE MENTEŞESİ
RESCARA HINGE FOR WINDOWS

Renk / Colour : Pres-Eloksal
Press-Anodised

75 kg için 2 adet, 85 kg için 3 adet kullanılmalıdır. / Should be used 2 for 75 kg,3 for 85 kg.
EN 1935:2002

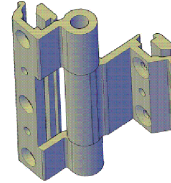


15.01.08

YERLİ PENCERE MENTEŞESİ
LOCAL HINGE FOR WINDOWS

Renk / Colour : Siyah-Beyaz-Gri-Eloksal
Black-White-Grey-Anodised

50 kg için 2 adet kullanılmalıdır. / Should be used 2 for 50 kg.
Max. kanat ölçüsü 900x1300 / Max. vent dimension 900x1300
TS EN 1935



15.01.12

YERLİ PENCERE MENTEŞESİ
LOCAL HINGE FOR WINDOWS

Renk / Colour : Siyah-Beyaz-Gri-Eloksal
Black-White-Grey-Anodised

TS EN 1935



15.01.17

GIESSE GİZLİ PENCERE MENTEŞESİ (SAĞ)
GIESSE HIDDEN HINGE FOR WINDOWS (RIGHT)

Malzeme / Material : Paslanmaz Çelik
Stainless Steel

100 kg için 2 adet kullanılmalıdır. / Should be used 2 for 100 kg.

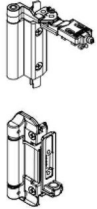


15.01.18

GIESSE GİZLİ PENCERE MENTEŞESİ (SOL)
GIESSE HIDDEN HINGE FOR WINDOWS (LEFT)

Malzeme / Material : Paslanmaz Çelik
Stainless Steel

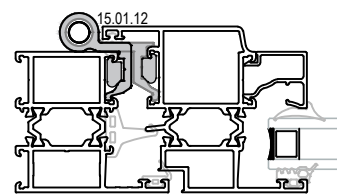
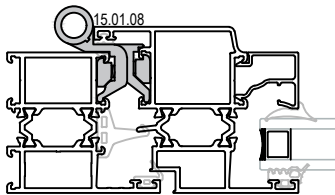
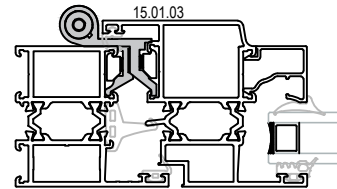
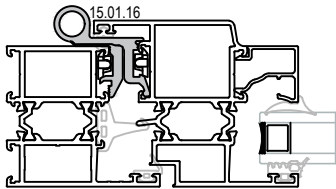
100 kg için 2 adet kullanılmalıdır. / Should be used 2 for 100 kg.



15.01.20


RESCARA PASİF KANAT MENTEŞESİ
RESCARA PASSIVE LEAF HINGE

Renk / Colour : Siyah-Beyaz-Gri-Eloksal
Black-White-Grey-Anodized



Ölçek/Scale:1/3

KAPI MENTEŞELERİ / DOOR HINGES



15.02.20

RESCARA KAPI MENTEŞESİ
RESCARA HINGE FOR DOORS

Renk / Colour : Siyah-Beyaz-Gri-Pres-Eloksal
Black-White-Grey-Press-Anodized

120 kg için 2 adet kullanılmalıdır. / Should be used 2 for 120 kg.
TS EN 1935

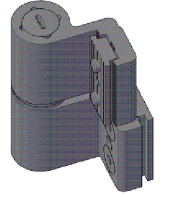


15.02.09

YERLİ KAPI MENTEŞESİ
LOCAL HINGE FOR DOORS

Renk / Colour : Siyah-Beyaz-Gri-Eloksal
Black-White-Grey-Anodized

85 kg için 3 adet kullanılmalıdır. / Should be used 3 for 85 kg.
Max. kanat ölçüsü 900x2200 / Max. vent dimension 900x2200
TS EN 1935




15.02.12

YERLİ KAPI MENTEŞESİ
LOCAL HINGE FOR DOORS

Renk / Colour : Siyah-Beyaz-Gri-Eloksal
Black-White-Grey-Anodized

100 kg için 3 adet kullanılmalıdır. / Should be used 3 for 100 kg.
Max. kanat ölçüsü 900x2300 / Max. vent dimension 900x2300
TS EN 1935



15.02.07

YERLİ KAPI MENTEŞESİ

LOCAL HINGE FOR DOORS

Renk / Colour : Siyah-Beyaz-Gri-Eloksal
Black-White-Grey-Anodized

100 kg için 2 adet kullanılmalıdır. / Should be used 2 for 100 kg.
Max. kanat ölçüsü 900x2200 / Max. vent dimension 900x2200
TS EN 1935




15.02.14

GIESSE KAPI MENTEŞESİ
GIESSE HINGE FOR DOORS

Renk / Colour : Siyah-Beyaz-Eloksal
Black-White-Anodized

100 kg için 2 adet, 120 kg için 3 adet kullanılmalıdır. / Should be used 2 for 100 kg, 3 for 120 kg.
EN 1935

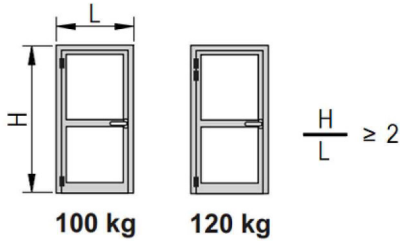


15.02.21

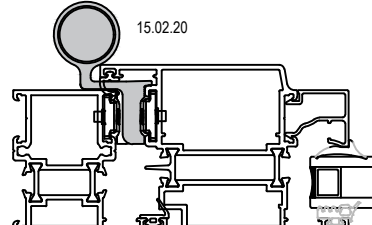
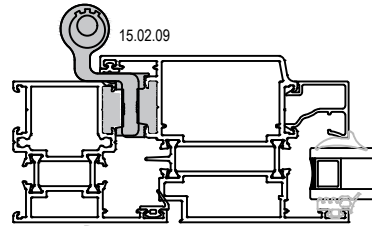
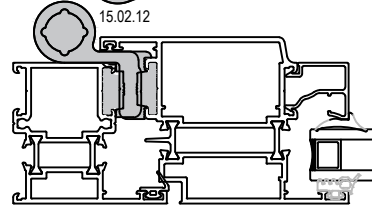
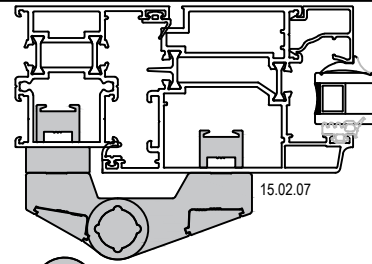
RESCARA KAPI MENTEŞESİ
RESCARA HINGE FOR DOORS

Renk / Colour : Siyah-Beyaz-Gri-Pres-Eloksal
Black-White-Grey-Press-Anodized

160 kg için 2 adet kullanılmalıdır. / Should be used 2 for 160 kg.
TS EN 1935




KNT. YÜKSEKLİĞİ / SASH HEIGHT KNT. GENİŞLİĞİ / SASH WIDTH	KANAT AĞIRLIĞI SASH WEIGHT
$\frac{H}{L} = 1.9$	Max (- 10%)
$\frac{H}{L} = 1.8$	Max (- 20%)
= ...	Max (- ...%)
$\frac{H}{L} \leq 1$	UYGULANAMAZ NA



Ölçek/Scale:1/3

ÇİFT EKSEN MEKANİZMALARI / TILT & TURN MECHANISMS



GIESSE FUTURA ÇİFT AÇILIM SETİ 80 kg
GIESSE FUTURA TILT & TURN MECHANISM 80 kg

Renk / Colour : Siyah-Beyaz-Gri
Black-White-Grey

ADET NUMBER	07.06.001 MEKANİZMA MECHANISM	07.06.002 MENTEŞE SETİ HINGE KIT	07.06.003 TİP1 MAKAS TYPE1 ARM	07.06.004 TİP2 MAKAS TYPE2 ARM	07.06.005 KOL HANDLE	07.06.006 İLAVE KİLİTLEME ADDITIONAL LOCKING	07.06.007 İLAVE MAKAS ADDITIONAL ARM
L: 410-569mm H: 600-1200mm	1	1	1	---	1	---	---
L: 410-569mm H: 1201-2500mm	1	1	1	---	1	1	---
L: 570-1000mm H: 600-1200mm	1	1	---	1	1	---	---
L: 570-1000mm H: 1201-2500mm	1	1	---	1	1	1	---
L: 1001-1700mm H: 600-1200mm	1	1	---	1	1	1	1
L: 1001-1700mm H: 1201-2500mm	1	1	---	1	1	2	1

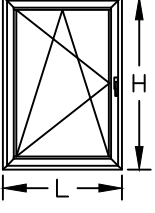
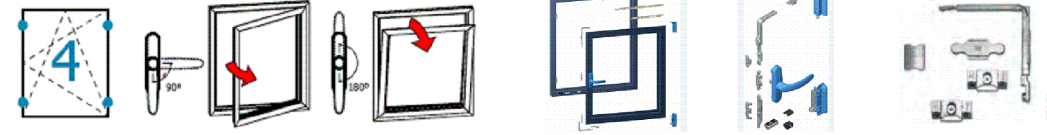


GIESSE FUTURA ÇİFT AÇILIM SETİ 130 kg
GIESSE FUTURA TILT & TURN MECHANISM 130 kg

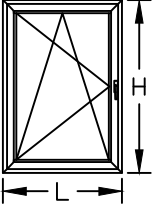
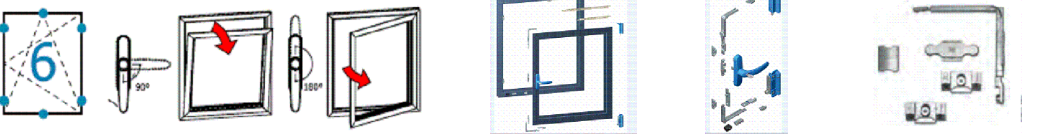
Renk / Colour : Siyah-Beyaz-Gri
Black-White-Silver


ADET NUMBER	07.06.001 MEKANİZMA MECHANISM	07.06.016 MENTEŞE SETİ HINGE KIT	07.06.013 TİP1 MAKAS TYPE1 ARM	07.06.014 TİP2 MAKAS TYPE2 ARM	07.06.005 KOL HANDLE	07.06.006 İLAVE KİLİTLEME ADDITIONAL LOCKING	07.06.007 İLAVE MAKAS ADDITIONAL ARM
L: 410-700mm H: 600-1200mm	1	1	1	---	1	---	---
L: 410-700mm H: 1201-3000mm	1	1	1	---	1	1	---
L: 701-1000mm H: 600-1200mm	1	1	---	1	1	---	---
L: 701-1000mm H: 1201-3000mm	1	1	---	1	1	1	---
L: 1001-1800mm H: 600-1200mm	1	1	---	1	1	1	1
L: 1001-1800mm H: 1201-3000mm	1	1	---	1	1	2	1

ÇİFT EKSEN MEKANİZMALARI / TILT & TURN MECHANISMS

	<p>RESCARA ÇİFT AÇILIM SETİ 130 kg RESCARA TILT & TURN MECHANISM 130 kg Renk / Colour : Siyah-Beyaz-Gri Black-White-Grey</p>					
						
KANAT GENİŞLİĞİ SASH WIDTH L (m)	KANAT YÜKSEKLİĞİ SASH HEIGHT H (m)	KANAT AĞIRLIĞI SASH WEIGHT KG	MEKANİZMA MECHANISM	MAKAS ARM	İLAVE KİLİTLEME ADDITIONAL LOCKING	İLAVE MAKAS ADDITIONAL ARM
563-1000 mm	600-1200 mm	130 kg	07.06.79	07.06.80	—	—
563-1000 mm	1200-2500 mm	130 kg	07.06.79	07.06.80	07.06.76	—
1000-1700 mm	600-1200 mm	130 kg	07.06.79	07.06.80	07.06.76	07.06.77
1000-1700 mm	1200-2500 mm	130 kg	07.06.79	07.06.80	07.06.76 (2 ADET)	07.06.77

ÇİFT EKSEN MEKANİZMALARI / TILT & TURN MECHANISMS

	<p>RESCARA AKILLI ÇİFT AÇILIM SETİ 130 kg / KOL ANAHTARLIDIR. RESCARA TBT TILT & TURN MECHANISM 130 kg / HANDLE WITH KEYLOCK Renk / Colour : Siyah-Beyaz-Gri Black-White-Grey</p>					
						
KANAT GENİŞLİĞİ SASH WIDTH L (m)	KANAT YÜKSEKLİĞİ SASH HEIGHT H (m)	KANAT AĞIRLIĞI SASH WEIGHT KG	MEKANİZMA MECHANISM	MAKAS ARM	İLAVE KİLİTLEME ADDITIONAL LOCKING	İLAVE MAKAS ADDITIONAL ARM
563-1000 mm	600-1200 mm	130 kg	07.06.74 (TBT)	07.06.75 (TBT)	—	—
563-1000 mm	1200-2500 mm	130 kg	07.06.74 (TBT)	07.06.75 (TBT)	07.06.76	—
1000-1700 mm	600-1200 mm	130 kg	07.06.74 (TBT)	07.06.75 (TBT)	—	07.06.77
1000-1700 mm	1200-2500 mm	130 kg	07.06.74 (TBT)	07.06.75 (TBT)	07.06.76	07.06.77



GIESSE GİZLİ MENTEŞE ÇİFT AÇILIM SETİ 100 kg
GIESSE HIDDEN HINGE TILT & TURN MECHANISM 100 kg

Renk / Colour : Siyah-Beyaz-Gri
Black-White-Grey

	ADET NUMBER	07.06.011 TİP2 MAKAS (SAĞ) TYPE2 ARM	07.06.012 TİP2 MAKAS (SOL) TYPE2 ARM	07.06.005 KOL HANDLE	07.06.001 MEKANİZMA MECHANISM	07.06.010 İLAVE KİLİTLEME ADDITIONAL LOCKING	07.06.007 İLAVE MAKAS ADDITIONAL ARM
SAĞ RIGHT	L: 600-1000mm H: 600-1200mm	1	---	1	1	---	---
	L: 600-1000mm H: 1201-2500mm	1	---	1	1	1	---
	L: 1001-1500mm H: 600-1200mm	1	---	1	1	1	1
	L: 1001-1500mm H: 1201-2500mm	1	---	1	1	2	1
SOL LEFT	L: 600-1000mm H: 600-1200mm	---	1	1	1	---	---
	L: 600-1000mm H: 1201-2500mm	---	1	1	1	1	---
	L: 1001-1500mm H: 600-1200mm	---	1	1	1	1	1
	L: 1001-1500mm H: 1201-2500mm	---	1	1	1	2	1

PVC KANAL İÇİN ÇİFT AÇILIM SETLERİ (SAĞ) / TILT AND TURN OPENING SETS FOR PVC CHANNEL (RIGHT)

SAĞ / RIGHT			KANAT GENİŞLİĞİ / VENT WIDTH					
AÇIKLAMA DESCRIPTION	KANAT YÜKSEKLİĞİ VENT HEIGHT	KOD CODE	400-500 mm	501-750 mm	751-1000 mm	1001-1200 mm	1201-1450 mm	**1451-1600 mm
KANAT MAKAS SASH STAYS	480-2450 mm	07.30.004.	1					
		07.30.005.		1				
		07.30.006.			1			
		07.30.007.				1		
		07.30.008.					1	1
KASA MAKAS FRAME STAYS	480-2450 mm	07.30.033.	1					
		07.30.034.		1				
		07.30.035.			1	1		
		07.30.036.					1	1
ARKA KİLİTLEME LOCKING POINT HINGE SIDE	480-950 mm	07.30.016.				1		
		07.30.017.					1	
		07.30.018.						1
	951-1450 mm	07.30.016.	1	1	1	2	1	1
		07.30.017.					1	
		07.30.018.						1
	1451-1700 mm	07.30.016.				1		
		07.30.017.	1	1	1	1	2	1
		07.30.018.						1
	1701-1950 mm	07.30.016.				1		
		07.30.017.					1	
		07.30.018.	1	1	1	1	1	2
	1951-2450 mm	07.30.016.			1	1		
		07.30.017.					1	
		07.30.018.						1
07.30.019.		1	1	1	1	1	1	
İSPANYOLET ESPAGNOLETTE	480-590 mm	07.30.022.	1	1	1	1	1	1
	591-750 mm	07.30.023.	1	1	1	1	1	1
	751-1200 mm	07.30.024.	1	1	1	1	1	1
	1201-1450 mm	07.30.025.	1	1	1	1	1	1
	1451-1700 mm	07.30.028.	1	1	1	1	1	1
	1701-1950 mm	07.30.026.	1	1	1	1	1	1
	1951-2450 mm	07.30.027.	1	1	1	1	1	1
KİLİT KARŞILIK LOCKING PLATE	480-750 mm	07.27.011.	1	1	2	3	3	5
	751-950 mm	07.27.011.	2	2	3	4	4	6
	951-1450 mm	07.27.011.	3	3	4	6	6	8
	1451-1700 mm	07.27.011.	4	4	5	7	8	10
	1701-2450 mm	07.27.011.	5	5	6	8	8	10

	AÇIKLAMA / DESCRIPTION	KOD / CODE	ADET / QUANTITY
TEMEL SET SAĞ BASIC SET RIGHT	KASA ALT MENTEŞE / FRAME BOTTOM HINGE	07.27.001.	1
	KASA ÜST / ORTA MENTEŞE / FRAME TOP / MIDDLE HINGE	07.27.006.	1
	MENTEŞE PİMİ / HINGE PIN	07.27.007.	1
	KÖŞE ELEMANI 1 GÜVENLİKLİ PİM / CORNER PIECE	07.30.001.	1
	İSPANYOLET ALT PARÇA / ESPAGNOLETTE BOTTOM PIECE	07.30.002.	1
	PİVOT KARŞILIK / PIVOT LOCKING PLATE	07.30.003.	1
	KANAT BANT MENTEŞE FRENLİ 9/20 ALU16 (SAĞ) VENT BOTTOM HINGE WITH BREAK 9/20 ALU16 (RIGHT)	07.27.002.	1
	KANAT ALT MENTEŞE KAPAĞI SAĞ VENT BOTTOM HINGE CAP RIGHT	07.27.003.	1
	KANAT BANT MENTEŞE KAPAĞI SAĞ VENT HINGE CAP RIGHT	07.27.004.	1

* SİPARİŞTE YUKARIDAKİ TABLODA BULUNAN ÜRÜNLERE SAĞA AÇILIM TEMEL SET İÇİNDEKİ PARÇALAR DAHİL EDİLMELİDİR.
THE PIECES IN THE RIGHT OPENING BASIC SET MUST BE ADDED THE PRODUCTS IN THE TABLE ABOVE WHEN ORDERING.

*KOL SETE DAHİL DEĞİLDİR.KOL SEÇENEKLERİ;
07.05.41 - 07.05.42
HANDLE IS NOT INCLUDED IN THE SET.HANDLE OPTIONS;
07.05.41 - 07.05.42

**1451-1600MM GENİŞLİĞİNDE EK OLARAK 07.30.009 MAKASI EKLENMELİDİR.
ADDITIONALLY 1451-1600 MM LENGTH 07.30.009. MUST BE ADDED.

PVC KANAL İÇİN ÇİFT AÇILIM SETLERİ (SOL) / TILT AND TURN OPENING SETS FOR PVC CHANNEL (LEFT)

SOL / LEFT			KANAT GENİŞLİĞİ / VENT WIDTH					
AÇIKLAMA DESCRIPTION	KANAT YÜKSEKLİĞİ VENT HEIGHT	KOD CODE	400-500 mm	501-750 mm	751-1000 mm	1001-1200 mm	1201-1450 mm	**1451-1600 mm
KANAT MAKAS SASH STAYS	480-2450 mm	07.30.004.	1					
		07.30.005.		1				
		07.30.006.			1			
		07.30.007.				1		
		07.30.008.					1	1
KASA MAKAS FRAME STAYS	480-2450 mm	07.30.029.	1					
		07.30.030.		1				
		07.30.031.			1	1		
		07.30.032.					1	1
ARKA KİLİTLEME LOCKING POINT HINGE SIDE	480-950 mm	07.30.016.				1		
		07.30.017.					1	
		07.30.018.						1
	951-1450 mm	07.30.016.	1	1	1	2	1	1
		07.30.017.					1	
		07.30.018.						1
	1451-1700 mm	07.30.016.				1		
		07.30.017.	1	1	1	1	2	1
		07.30.018.						1
	1701-1950 mm	07.30.016.				1		
		07.30.017.					1	
		07.30.018.	1	1	1	1	1	2
	1951-2450 mm	07.30.016.			1	1		
		07.30.017.					1	
		07.30.018.						1
07.30.019.	1	1	1	1	1	1		
İSPANYOLET ESPAGNOLETTE	480-590 mm	07.30.022.	1	1	1	1	1	1
	591-750 mm	07.30.023.	1	1	1	1	1	1
	751-1200 mm	07.30.024.	1	1	1	1	1	1
	1201-1450 mm	07.30.025.	1	1	1	1	1	1
	1451-1700 mm	07.30.028.	1	1	1	1	1	1
	1701-1950 mm	07.30.026.	1	1	1	1	1	1
	1951-2450 mm	07.30.027.	1	1	1	1	1	1
KİLİT KARŞILIK LOCKING PLATE	480-750 mm	07.27.011.	1	1	2	3	3	5
	751-950 mm	07.27.011.	2	2	3	4	4	6
	951-1450 mm	07.27.011.	3	3	4	6	6	8
	1451-1700 mm	07.27.011.	4	4	5	7	8	10
	1701-2450 mm	07.27.011.	5	5	6	8	8	10

AÇIKLAMA / DESCRIPTION	KOD / CODE	ADET / QUANTITY
KASA ALT MENTEŞE / FRAME BOTTOM HINGE	07.27.001.	1
KASA ÜST / ORTA MENTEŞE / FRAME TOP / MIDDLE HINGE	07.27.006.	1
MENTEŞE PİMİ / HINGE PIN	07.27.007.	1
KÖŞE ELEMANI 1 GÜVENLİKLİ PİM / CORNER PIECE	07.30.001.	1
İSPANYOLET ALT PARÇA / ESPAGNOLETTE BOTTOM PIECE	07.30.002.	1
PİVOT KARŞILIK / PIVOT LOCKING PLATE	07.30.003.	1
KANAT BANT MENTEŞE FRENLİ 9/20 ALU16 (SOL) VENT BOTTOM HINGE WITH BREAK 9/20 ALU16 (LEFT)	07.27.013.	1
KANAT ALT MENTEŞE KAPAĞI SOL VENT BOTTOM HINGE CAP LEFT	07.27.014.	1
KANAT BANT MENTEŞE KAPAĞI SOL VENT HINGE CAP LEFT	07.27.015.	1

* SİPARİŞTE YUKARIDAKİ TABLODA BULUNAN ÜRÜNLERE SOLA AÇILIM TEMEL SET İÇİNDEKİ PARÇALAR DAHİL EDİLMELİDİR.
THE PIECES IN THE LEFT OPENING BASIC SET MUST BE ADDED THE PRODUCTS IN THE TABLE ABOVE WHEN ORDERING.

*KOL SETE DAHİL DEĞİLDİR.KOL SEÇENEKLERİ;
07.05.41 - 07.05.42
HANDLE IS NOT INCLUDED IN THE SET.HANDLE OPTIONS;
07.05.41 - 07.05.42

**1451-1600MM GENİŞLİĞİNDE EK OLARAK 07.30.009
MAKASI EKLENMELİDİR.
ADDITIONALLY 1451-1600 MM LENGTH 07.30.009. MUST BE ADDED.

PVC KANAL İÇİN TEK AÇILIM SETLERİ (SAĞ / SOL) / SINGLE OPENING SETS FOR PVC CHANNEL (RIGHT / LEFT)

AÇIKLAMA DESCRIPTION	KANAT YÜKSEKLİĞİ SASH HEIGHT H (mm)	KOD CODE	SAĞ RIGHT	SOL LEFT
GU KASA ALT MENTEŞE GU BOTTOM HINGE FRAME	501-2200 mm	07.27.001	1	1
GU KASA BANT MENTEŞE FRENLİ-SAĞ GU REBATE CORNER WITH BRAKE-RIGHT		07.27.002	1	--
GU KASA ALT MENTEŞE KAPAĞI-SAĞ GU BOTTOM HINGE CAP SASH-RIGHT		07.27.003	1	--
GU KANAT BANT MENTEŞE FRENLİ-SOL GU REBATE CORNER HINGE WITH BRAKE-LEFT		07.27.013	--	1
GU KANAT ALT MENTEŞE KAPAĞI-SOL GU BOTTOM HINGE CAP SASH-LEFT		07.27.014	--	1
GU KASA ÜST/ORTA MENTEŞE-PİMSİZ GU FRAME TOP/MIDDLE HINGE-WITHOUT PIN		07.27.006	1	1
GU MENTEŞE PİMİ GU PIN FOR HINGE		07.27.007	1	1
GU UNIJET D KANAT ÜST MENTEŞE GU UNIJET D-TOP HINGE 9MM		07.27.005	1	1
GU KANAT ORTA MENTEŞE 12/20 GU MIDDLE HINGE SASH 12/20		07.27.008	1	1
GU KASA BANT MENTEŞE KAPAK TK.SAĞ GU REBATE CORNER HINGE CAP-RIGHT		07.27.004	1	--
GU KANAT BANT MENTEŞE KAPAK TK. SOL GU REBATE CORNER HINGE CAP-LEFT		07.27.015	--	1
GU ORTA MENTEŞE KAPAK TAKIMI GU MIDDLE HINGE CAP		07.27.009	1	1
GU KİLİT KARŞILIK GU LOCKING PLATE		07.27.011	2	2
GU İSPANYOLET GU ESPAGNOLETTE	501-600 mm	07.27.045	1	1
	601-800 mm	07.27.018	1	1
	801-900 mm	07.27.020	1	1
	901-1000 mm	07.27.021	1	1
	1001-1100 mm	07.27.016	1	1
	1101-1200 mm	07.27.010	1	1
	1201-1300 mm	07.27.022	1	1
	1301-1400 mm	07.27.023	1	1
	1401-1600 mm	07.27.024	1	1
	1601-1800 mm	07.27.024	1	1
	1801-2000 mm	07.27.025	1	1
	2001-2200 mm	07.27.026	1	1

*KOL SETE DAHİL DEĞİLDİR.KOL SEÇENEKLERİ; 07.05.41 - 07.05.42

HANDLE IS NOT INCLUDED IN THE SET.HANDLE OPTIONS; 07.05.41 - 07.05.42

*PVC KANALLI TEK AÇILIM SETİ İÇİN KANAT GENİŞLİĞİ L<1000MM OLMALIDIR.

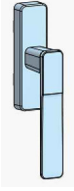
DAHA BÜYÜK ÖLÇÜLER İÇİN TEKNİK OFİS İLE İRTİBATA GEÇİLEBİLİR.

PERIMETRIC GROOVE (16MM) SIDE HUNG OPENING KIT FOR L<1000MM. FOR L>1000MM PLEASE CONTACT TECHNICAL OFFICE.

PENCERE KOLLARI / WINDOW HANDLES

 <p>07.05.25 GIESSE İSPANYOLET KOL (ÇİFT DİLLİ) GIESSE HANDLE FOR WINDOWS (DOUBLE RAIL) Renk / Colour : Siyah-Beyaz-Gri Black-White-Grey</p> <p>UNI CEI EN ISO / IEC 17050</p>	 <p>07.05.33 GIESSE ANAHTARLI İSPANYOLET KOL (ÇİFT DİLLİ) GIESSE KEY HANDLE FOR WINDOWS (DOUBLE RAIL) Renk / Colour : Siyah-Beyaz-Gri Black-White-Grey</p>
 <p>07.25.01 GIESSE TIJ BAĞLANTI PARÇASI GIESSE CONNECTION ROD Renk / Colour : Siyah / Black Malzeme / Material : Polyamid / Polyamide</p> <p>07.05.25 , 07.05.33 ve 07.05.34 Kol için / For Handle 07.05.25 , 07.05.33 and 07.05.34</p>	 <p>07.05.34 GIESSE SÖKÜLEBİLİR KOL GÖVDESİ (ÇİFT DİLLİ) GIESSE REMOVABLE HANDLE BODY (DOUBLE RAIL) Renk / Colour : Siyah-Beyaz-Gri Black-White-Grey</p>
 <p>07.05.29 RESCARA GLOBAL ANAHTARLI PENCERE KOLU (TEK DİLLİ) RESCARA GLOBAL KEY HANDLE FOR WINDOWS (SINGLE RAIL) Renk / Colour : Siyah-Beyaz-Gri Black-White-Grey</p> <p>EN 1670</p>	 <p>07.05.35 GIESSE SÖKÜLEBİLİR KOL GIESSE REMOVABLE HANDLE Renk / Colour : Siyah Black</p>
 <p>07.13.07 RESCARA KOL BAĞLANTI PARÇASI RESCARA CONNECTION PART FOR HANDLE Malzeme / Material : Zamak / Zamak</p> <p>07.05.28, 07.05.29 Kol için / For Handle 07.05.28, 07.05.29</p>	 <p>07.05.30 RESCARA GLOBAL SÖKÜLEBİLİR KOL GÖVDESİ (ÇİFT DİLLİ) RESCARA GLOBAL REMOVABLE HANDLE BODY (DOUBLE RAIL) Renk / Colour : Siyah-Beyaz-Gri Black-White-Grey</p> <p>EN 1670</p>
 <p>07.05.28 RESCARA GLOBAL PENCERE KOLU (TEK DİLLİ) RESCARA GLOBAL HANDLE FOR WINDOWS (SINGLE RAIL) Renk / Colour : Siyah-Beyaz-Gri Black-White-Grey</p> <p>EN 1670</p>	 <p>07.05.31 RESCARA SÖKÜLEBİLİR KOL RESCARA REMOVABLE HANDLE Renk / Colour : Siyah / Black</p> <p>EN 1670</p>
 <p>07.05.32 RESCARA GLOBAL PENCERE KOLU (ÇİFT DİLLİ) RESCARA GLOBAL HANDLE FOR WINDOWS (DOUBLE RAIL) Renk / Colour : Siyah-Beyaz-Gri Black-White-Grey</p> <p>EN 1670, 13126-8</p>	 <p>07.13.08 RESCARA KOL BAĞLANTI PARÇASI RESCARA CONNECTION PART FOR HANDLE Renk / Colour : Siyah / Black Malzeme / Material : PVC</p> <p>07.05.30, 07.05.32 Kol için / For Handle 07.05.30, 07.05.32</p>

HOLD LINE PENCERE KOLLARI / HOLDLINE WINDOW HANDLES



07.05.84.

HOLD LINE ÇİFT MAÇALI KOL
HOLD LINE FORK HANDLE

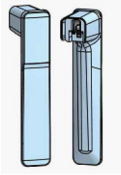
Renk / Colour : Boyalı-Siyah-Ham
Colour-Black-Raw



07.05.83.

HOLD LINE ÇİFT MAÇALI KİLİTLİ KOL
HOLD LINE FORK HANDLE WITH KEY

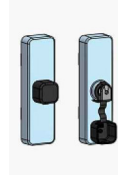
Renk / Colour : Boyalı-Siyah-Ham
Colour-Black-Raw



07.05.81.

HOLD LINE ÇİFT MAÇALI SÖKÜLEBİLİR KOL SAPI
HOLD LINE FORK DETACHABLE HANDLE ARM

Renk / Colour : Boyalı-Siyah-Ham
Colour-Black-Raw



07.05.80.

HOLD LINE ÇİFT MAÇALI SÖKÜLEBİLİR KOL
GÖVDESİ TEK EKSEN
HOLD LINE FORK DETACHABLE HANDLE ARM
BODY SINGLECASEMENT

Renk / Colour : Boyalı-Siyah-Ham
Colour-Black-Raw



07.25.16.

KARE MİLLİ GEARBOX
SPINDLE GEARBOX

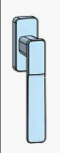
Renk / Colour : Boyalı-Siyah-Ham
Colour-Black-Raw



07.05.87.

HOLD LINE KARE MİLLİ SEKUSTİK KİLİTLİ KOL
HOLD LINE SPINDLE SECUSTUC HANDLE WITH KEY

Renk / Colour : Boyalı-Siyah-Ham
Colour-Black-Raw



07.05.85.

HOLD LINE KARE MİLLİ SEKUSTİK KOL
HOLD LINE SPINDLE SECUSTUC HANDLE

Renk / Colour : Boyalı-Siyah-Ham
Colour-Black-Raw

PVC KANAL İÇİN PENCERE AÇILIM SETLERİ / WINDOW OPENING SETS FOR PVC CHANNEL



07.05.41

RESCARA AKUSTİK PENCERE KOLU
RESCARA ACOUSTIC HANDLE

Renk / Colour : Siyah-Beyaz-Gri
Black-White-Grey



07.05.42

RESCARA AKUSTİK PENCERE KOLU
RESCARA ACOUSTIC HANDLE

Renk / Colour : Siyah-Beyaz-Gri
Black-White-Grey

İSPANYOLET KİLİTLEME PARÇALARI / LOCKING KITS



07.13.03

PİM
LOCK PIN

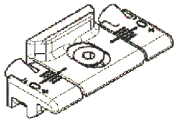
Malzeme / Material : Zamak / Zamak



07.13.06

GIESSE PİM
GIESSE ADJUSTABLE LOCKING PAWL

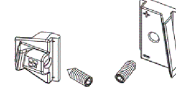
Malzeme / Material : Zamak / Zamak



07.09.07

GIESSE AYARLI PİM KARŞILIĞI
GIESSE ADJUSTABLE SINGLE STRIKER

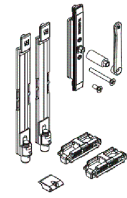
Malzeme / Material : Zamak / Zamak



07.09.08

GIESSE ARKA KİLİTLEME
GIESSE BURGLAR BOLT

Malzeme / Material : Zamak / Zamak



18.07.02

GIESSE PASİF KANAT SÜRGÜ SETİ
GIESSE BOLT FOR PASSIVE LEAF


Malzeme / Material : Zamak ve polyamid
Zamak and polyamide



07.09.11

RESCARA SABİT KARŞILIK
RESCARA FIXED STRIKER


Malzeme / Material : Zamak / Zamak



07.09.12

RESCARA AYARLI KARŞILIK
RESCARA ADJUSTABLE STRIKER

Malzeme / Material : Zamak / Zamak



07.09.13

RESCARA ARKA KİLİTLEME
RESCARA BURGLAR BOLT

Malzeme / Material : Zamak / Zamak



07.21.03

RESCARA KÖŞE DÖNME
RESCARA CORNER DRIVE

Malzeme / Material : Zamak / Zamak



07.21.02

GIESSE KÖŞE DÖNME
GIESSE CORNER DRIVE







Malzeme / Material : Zamak / Zamak

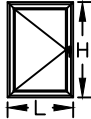









07.06.78








RESCARA MICROVENTİLASYON
RESCARA MICROVENTILATION






Malzeme / Material : Zamak / Zamak

 <p>07.07.02 VASİSTAS MAKAS ARM FOR BOTTOM-HUNG WINDOWS</p> <p>Renk / Colour : Siyah-Beyaz-Gri Black-White-Grey</p>	 <p>07.08.01 RESCARA VASİSTAS MANDAL RESCARA DEVICE FOR CLOSING BOTTOM-HUNG WINDOWS</p> <p>Renk / Colour : Siyah-Beyaz-Gri Black-White-Grey</p>
 <p>07.07.08 SINIRLAYICI MAKAS LIMITER</p> <p>Malzeme / Material : Gümüş- Paslanmaz Çelik Silver - Stainless Steel</p>	 <p>07.07.09 GIESSE VASİSTAS MAKAS GIESSE ARM FOR BOTTOM-HUNG WINDOWS</p> <p>Renk / Colour : Siyah-Beyaz-Gri Black-White-Grey</p>
 <p>07.07.11 GIESSE VASİSTAS PENCERE SETİ GIESSE BOTTOM HUNG WINDOW SET</p> <p>Kol ve menteşe sete dahil değildir. Handle and hinge is not included in the set</p>	 <p>11.02.34 RESCARA KANAT DESTEK TAKOZU RESCARA VENT SUPPORT PIECE</p> <p>Malzeme / Material : PVC Renk / Colour : Siyah/Black</p>

ÇİFT DİLLİ KOL VE KİLİTLEME SETİ SEÇİM TABLOSU DOUBLE RAILED HANDLE AND LOCKING KIT TABLE					
			TEMEL SET MAIN SET	İLAVE ÜRÜNLER ADDITIONAL PRODUCTS	
KOD CODE	AÇIKLAMA DESCRIPTION	ÜRÜN RESMİ PRODUCT IMAGE	H<1200mm L<1000mm	1200mm < H < 2700 mm	1000mm < L < 1400 mm
07.05.25	GIESSE ÇİFT DİLLİ KOL GIESSE DOUBLE RAIL HANDLE		1		
07.25.01	GIESSE KOL BAĞLANTISI GIESSE ROD CONNECTION PIECES		1		
07.13.06	GIESSE AYARLI PİM GIESSE ADJUSTABLE LOCKING PAWL		2	2	2
07.09.11	RESCARA SABİT KARŞILIK RESCARA FIXED STRIKER		2	2	2
07.09.07	GIESSE AYARLI PİM KARŞILIĞI GIESSE ADJUSTABLE SINGLE STRIKER				2
07.21.02	GIESSE KÖŞE DÖNME GIESSE CORNER DRIVE				2
11.02.34	RESCARA KANAT DESTEK TAKOZU RESCARA VENT SUPPORT PIECE		1		

*** Giesse kol ve kilitleme aksesuarları 25 I 07 tij profili ile kullanılmalıdır.
Giesse handle and locking accessories should be used with 25 I 07 rod profile

TEK DİLLİ KOL VE KİLİTLEME SETİ SEÇİM TABLOSU SINGLE RAILED HANDLE AND LOCKING KIT TABLE					
			TEMELE SET MAIN SET	İLAVE ÜRÜNLER ADDITIONAL PRODUCTS	
KOD CODE	AÇIKLAMA DESCRIPTION	ÜRÜN RESMİ PRODUCT IMAGE	H<1200mm L<1000mm	1200mm < H < 2700 mm	1000mm < L < 1400 mm
07.05.28 07.05.29	RESCARA TEK DİLLİ KOL RESCARA SINGLE RAIL HANDLE		1		
07.13.07	RESCARA KOL BAĞLANTI PARÇASI RESCARA CONNECTION PART FOR HANDLE		1		
07.13.06	GIESSE AYARLI PİM GIESSE ADJUSTABLE LOCKING PAWL		2	2	2
07.09.11	RESCARA SABİT KARŞILIK RESCARA FIXED STRIKER		2	2	2
07.09.12	RESCARA AYARLI KARŞILIK RESCARA ADJUSTABLE STRIKER				2
07.21.03	RESCARA KÖŞE DÖNME RESCARA CORNER DRIVE				2
11.02.34	RESCARA KANAT DESTEK TAKOZU RESCARA VENT SUPPORT PIECE		1		

ÇİFT/TEK AÇILIM PASİF KANAT AKSESUAR SEÇİM TABLOSU SECONDARY SASH LOCKING KIT TABLE					
			TEMELE SET MAIN SET	İLAVE ÜRÜNLER ADDITIONAL PRODUCTS	
KOD CODE	AÇIKLAMA DESCRIPTION	ÜRÜN RESMİ PRODUCT IMAGE	H<1200mm L<1000mm	1200mm < H < 2700 mm	1000mm < L < 1400 mm
18.07.01	GIESSE SÜRGÜ SETİ GIESSE BOLT FOR LEAF		1		
18.06.01	GIESSE KARŞILIK GIESSE STRIKER		2		
07.21.02	GIESSE KÖŞE DÖNME PARÇASI GIESSE CORNER DRIVE				2
07.09.07	GIESSE AYARLI PİM KARŞILIĞI GIESSE ADJUSTABLE SINGLE STRIKER				2
07.09.08	GIESSE ARKA KİLİTLEME GIESSE BURGLAR BOLT			1	

***Giesse kol ve kilitleme aksesuarları 25 I 07 tij profili ile kullanılmalıdır.
Giesse handle and locking accessories should be used with 25 I 07 rod profile

KAPI KOLLARI / DOOR HANDLES



07.14.06

GIESSE KAPI KOLU
GIESSE DOOR HANDLE

Renk / Colour : Siyah-Beyaz-Gri
Black-White-Grey



07.14.07

RESCARA GLOBAL KAPI KOLU
RESCARA GLOBAL DOOR HANDLE

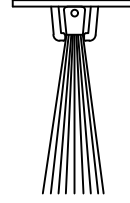
Renk / Colour : Siyah-Beyaz-Gri
Black-White-Grey



07.14.08

RESCARA MULETA KAPI KOLU
RESCARA GLOBAL DOOR HANDLE

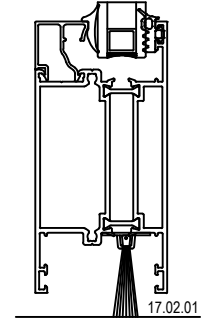
Renk / Colour : Siyah-Beyaz-Gri
Black-White-Grey



17.02.01

KAPI ALTI FIRÇASI
BRUSH FOR DOORS

Malzeme / Material : Polipropilen / Polypropylene



Ölçek/Scale: 1/3

KAPI KOLLARI / DOOR HANDLES




07.17.19

AKBANK KAPI KOLU
DOOR HANDLE

Renk / Colour : Siyah-Beyaz-Gri-Eloksal
Black-White-Grey-Anodised

Ölçüler / Dimensions: H:200 cm



07.13.10

AKBANK KOL APARATI
DOOR HANDLE

Renk / Colour : Siyah-Beyaz-Gri-Eloksal
Black-White-Grey-Anodised

		KIVRIK KOL DOOR HANDLE Renk / Colour : Siyah-Beyaz-Eloksal Black-White-Anodised		
KOD CODE	Ø (mm)	A (mm)	B (mm)	
07.17.10	25	200	130	
07.17.11	25	300	130	
07.17.02	25	400	130	
07.17.27	25	500	160	

		V KOL DOOR HANDLE Renk / Colour : Siyah-Beyaz-Eloksal Black-White-Anodised		
KOD CODE	Ø (mm)	A (mm)	B (mm)	C (mm)
07.17.06	25	200	130	80
07.17.29	25	250	130	80
07.17.30	25	300	130	80
07.17.31	30	400	160	100


		U KOL DOOR HANDLE Renk / Colour : Siyah-Beyaz-Eloksal Black-White-Anodised		
KOD CODE	Ø (mm)	A (mm)	B (mm)	
07.17.08	25	200	80	
07.17.35	25	300	80	
07.17.36	30	400	100	

		YARIM AY KOL DOOR HANDLE Renk / Colour : Siyah-Beyaz-Eloksal Black-White-Anodised		
KOD CODE	Ø (mm)	A (mm)	B (mm)	C (mm)
07.17.32	25	200	130	80
07.17.20	25	300	130	80
07.17.33	30	350	160	100

		YAY KOL DOOR HANDLE Renk / Colour : Siyah-Beyaz-Eloksal Black-White-Anodised		
KOD CODE	Ø (mm)	A (mm)	B (mm)	
07.17.37	80	400	350	
07.17.22	80	500	450	
07.17.38	80	600	550	
07.17.39	80	700	650	
07.17.40	80	800	750	

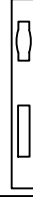
		BASTON KOL DOOR HANDLE Renk / Colour : Siyah-Beyaz-Eloksal Black-White-Anodised		
KOD CODE	Ø (mm)	A (mm)	B (mm)	C (mm)
07.17.23	25	900	180	80
07.17.34	25	1000	180	80

KAPI KİLİTLERİ / DOOR LOCKS




18.01.09

MAKARALI KİLİT
MORTISE LOCK (WITH ROLLER)



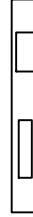
18.02.24

MAKARALI KİLİT KARŞILIĞI
STRIKER FOR ROLLER LOCK



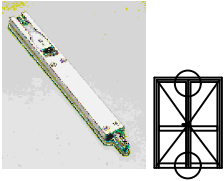
18.01.08

DİLLİ KİLİT
MORTISE LOCK



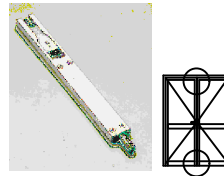
18.02.25

DİLLİ KİLİT KARŞILIĞI
STRIKER FOR MORTISE LOCK



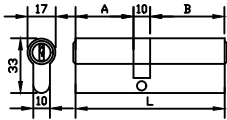
18.03.01

KAPI SÜRGÜSÜ (UZUN)
BOLT FOR DOORS (LONG)



18.03.06

KAPI SÜRGÜSÜ (KISA)
BOLT FOR DOORS (SHORT)




18.04.18

BAREL
CYLINDER

Malzeme / Material : Krom-Nikel / Chrome-Nickel

A	B	L
26	50	86

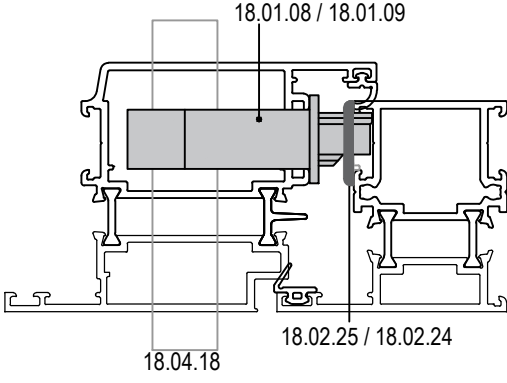


18.05.02

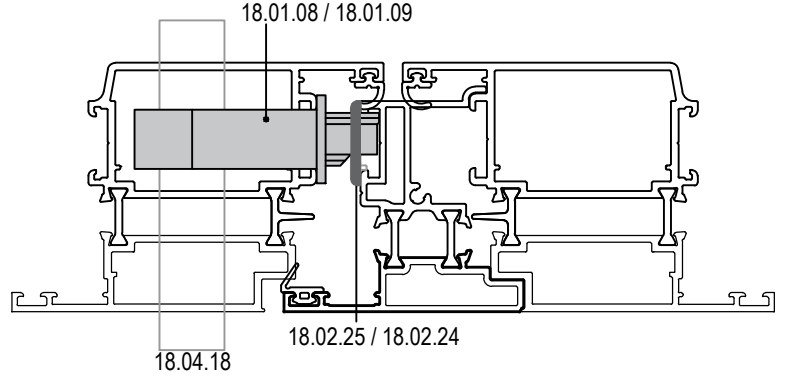
BAREL AYNASI
CYLINDER COVER

Renk / Colour : Siyah-Beyaz-Grey
Black-White-Grey

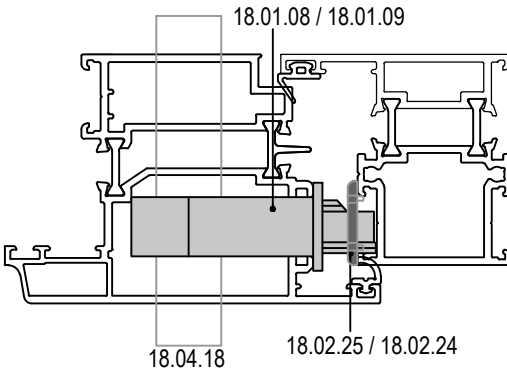
**İÇE AÇILIM BİNLİ DETAY İÇİN
**INWARD OPENING DOOR DETAIL



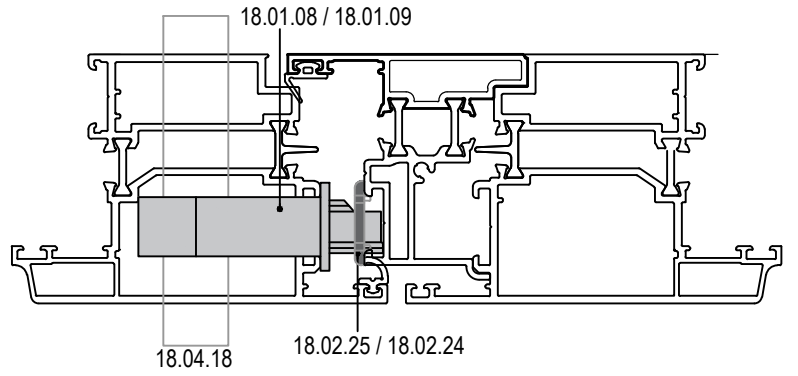
**İÇE AÇILIM BİNLİ ORTA BİRLEŞİM DETAYI İÇİN
**INWARD OPENING DOOR DETAIL



**DIŞA AÇILIM BİNLİ DETAY İÇİN
**OUTWARD OPENING DOOR DETAIL



**DIŞA AÇILIM BİNLİ ORTA BİRLEŞİM DETAYI İÇİN
**OUTWARD OPENING FLUSH DOOR ADAPTER DETAIL



MİMARİ KATALOG
ARCHITECTURAL CATALOGUE

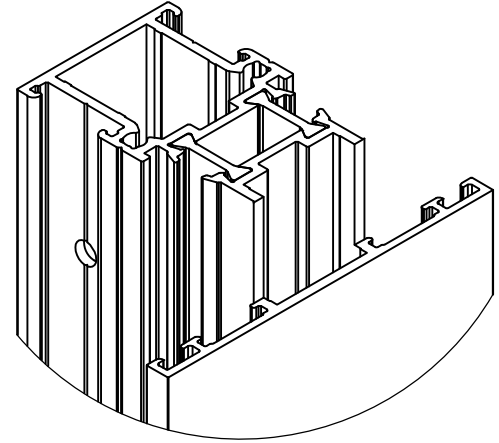
Alüminyum Kapı ve Pencere Sistemleri
Aluminium Door and Window Systems

RWT55+

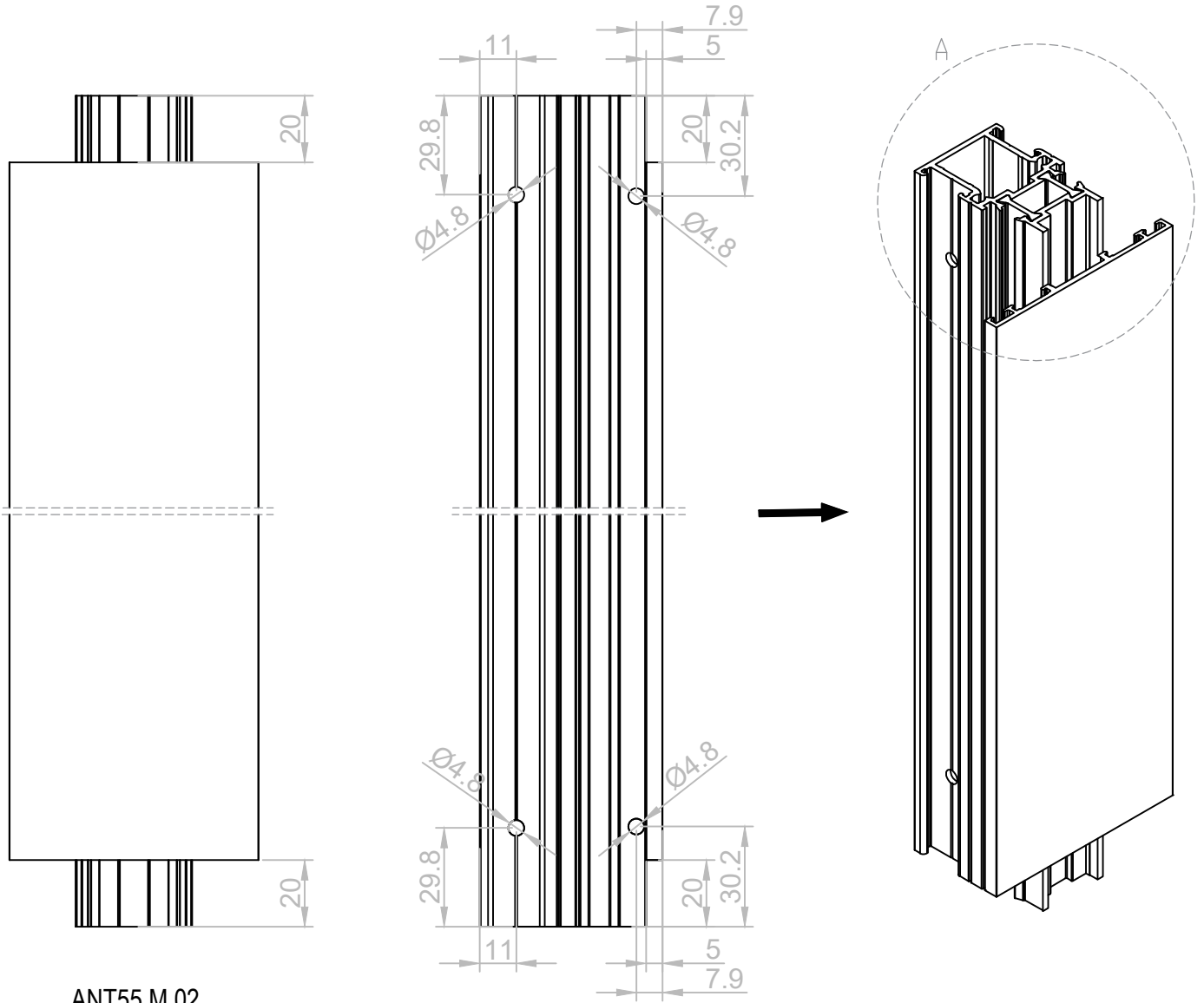
İMALAT DETAYLARI

FABRICATION DETAILS

(1) ORTA KAYIT BAĞLANTISI KERTME DETAYLARI
MULLION CONNECTION NOTCHING DETAILS



Detay/Detail-A



ANT55 M 02

