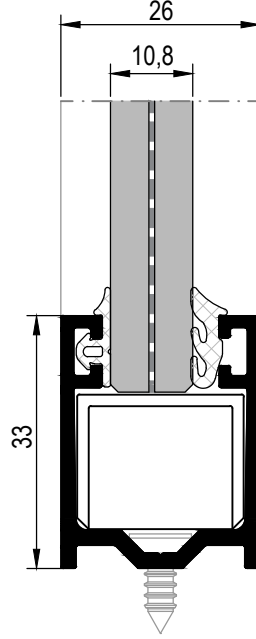


**MİMARİ KATALOG**  
**ARCHITECTURAL CATALOGUE**

**Alüminyum Konvansiyonel Sistemleri**  
Aluminium Conventional Systems



**RO26**



## TEKNİK ÖZELLİKLERİ / TECHNICAL PROPERTIES

SİSTEM DERİNLİĞİ / FRAME DEPTH	26 mm
SİSTEM YÜKSEKLİĞİ / FRAME HEIGHT	33 mm
CAM KALINLIKLARI / GLASS THICKNESS	8,76 / 10 / 10,76 mm

## KULLANIM SEÇENEKLERİ / APPLICATION ALTERNATİVES

TEK CAMLI OFİS BÖLME SİSTEMİ / SINGLE GLAZED OFFICE PARTITION SYSTEM
CAM CAMA BİRLEŞİM / GLASS-TO-GLASS PARTITIONING JOINT
KESİNTİSİZ CAM GÖRÜNÜMÜ / UNINTERRUPTED GLASS VIEW
U KASA VE ÇİTALİ KASA ALTERNATİFLERİ / U FRAME AND BEADED FRAME ALTERNATIVES
90° KÖŞE BİRLEŞİM / 90° CORNER JOINT
AHŞAP KAPI ÇERÇEVE PROFİLİ ALTERNATİFİ / WOOD DOOR FRAME PROFILE ALTERNATIVE
ÇERÇEVELİ VE ÇERÇEVESİZ BİNİLİ KAPI / FRAMED AND UNFRAMED DOOR
KABLO KANALI ALTERNATİFİ / CABLE CHANNEL ALTERNATIVE


**MİMARİ KATALOG**  
**ARCHITECTURAL CATALOGUE**

**Alüminyum Konvansiyonel Sistemleri**  
Aluminium Conventional Systems

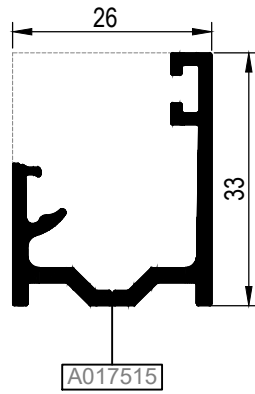
# RO26

**PROFİLLER**

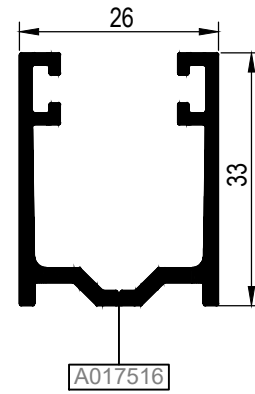
**PROFILES**

KOD / CODE	AĞIRLIK (kg/m) / WEIGHT	Jxx cm <sup>4</sup>	Jyy cm <sup>4</sup>	L m	
RO26F01	0,467	1,636	1,749	6	
RO26F02	0,548	2,441	2,233	6	
RO26F03	1,769	25,373	89,693	6	

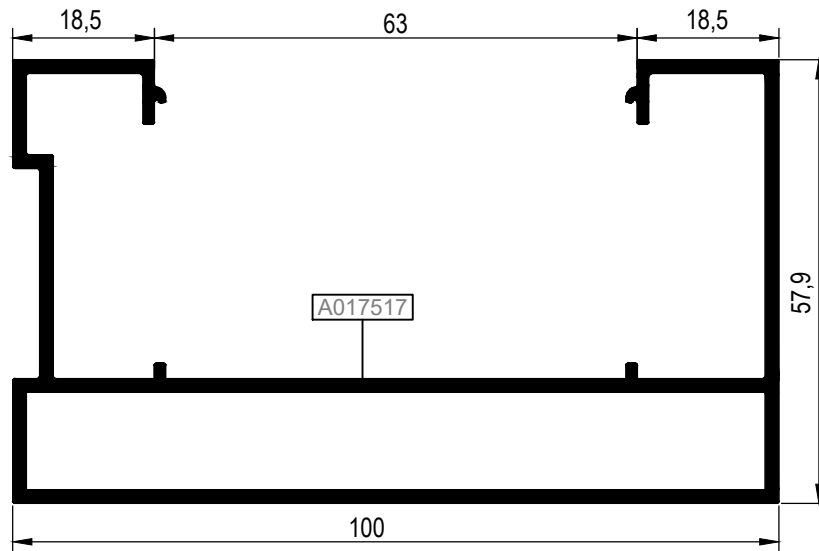
RO26F01



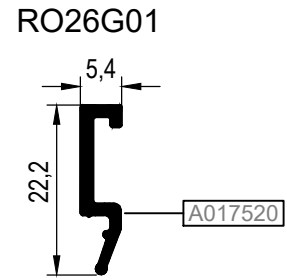
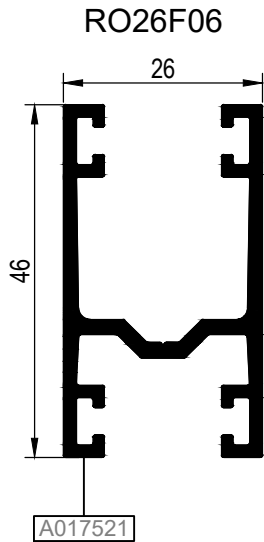
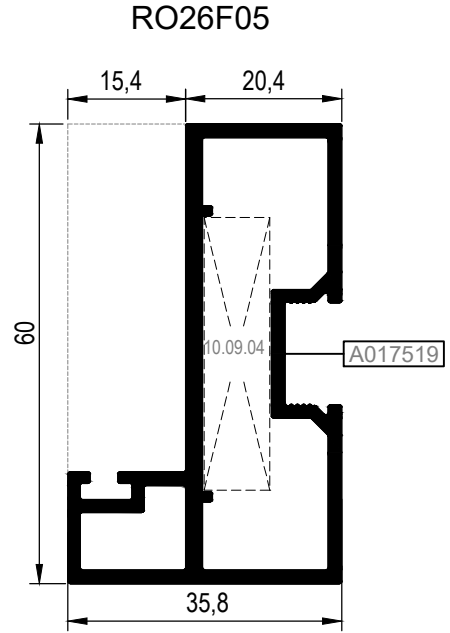
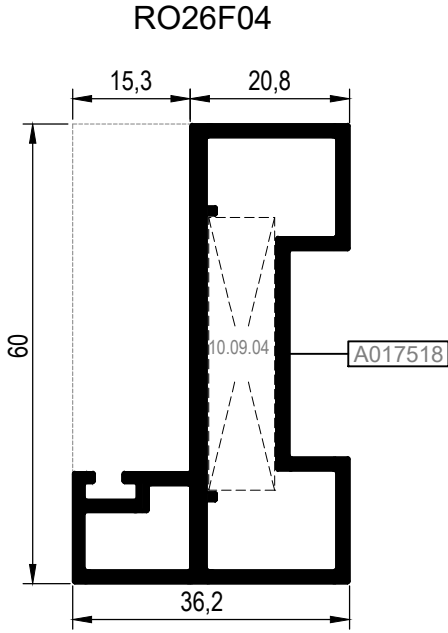
RO26F02




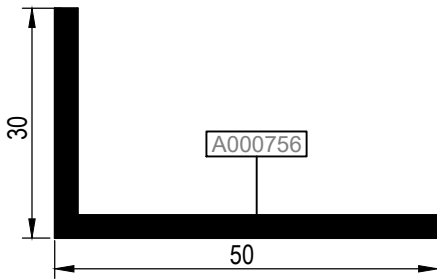
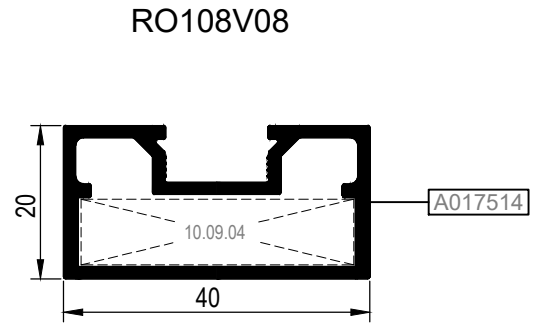
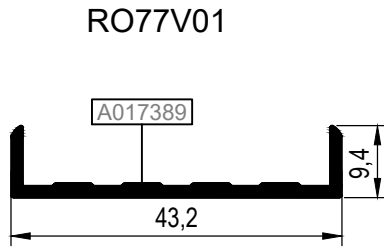
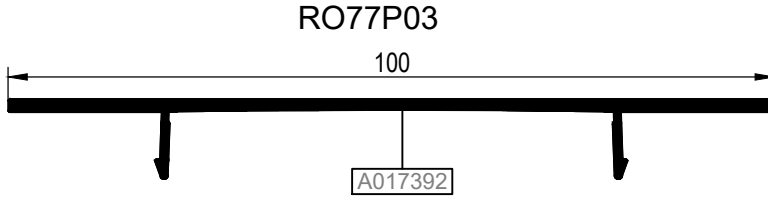
RO26F03



KOD / CODE	AĞIRLIK (kg/m) / WEIGHT	Jxx cm <sup>4</sup>	Jyy cm <sup>4</sup>	L m	
RO26F04	1,123	16,625	4,231	6	
RO26F05	1,118	16,087	4,505	6	
RO26F06	0,753	3,160	5,175	6	
RO26G01	0,134	0,209	0,013	6	

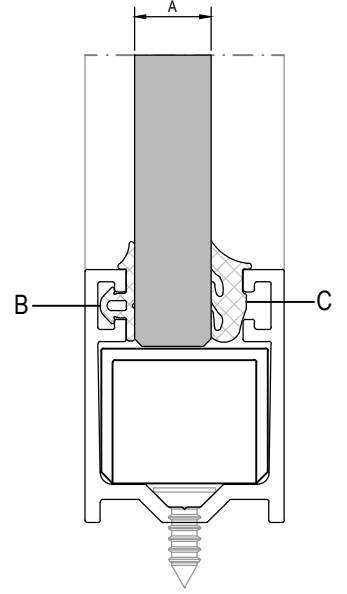
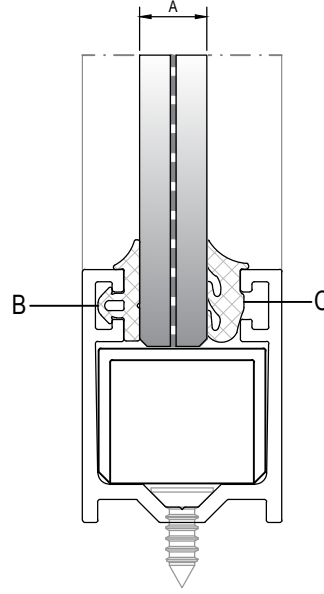
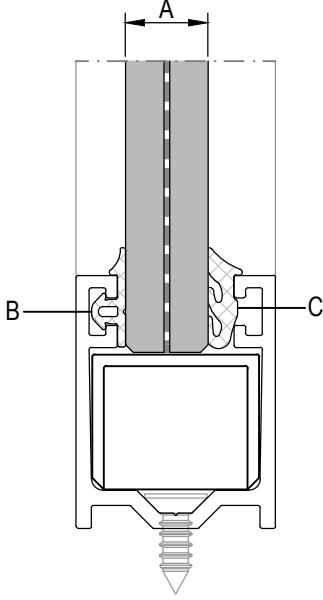


KOD / CODE	AĞIRLIK (kg/m) / WEIGHT	Jxx cm4	Jyy cm4	L m	
RO77P03	0,510	----	----	6	
RO77V01	0,269	----	----	6	
RO108V08	0,606	----	----	6	
A000756	0,626	----	----	6	



AKSESUAR KODU (ACCESSORY CODE)	10.09.04	
KESİM ÖLÇÜSÜ (CUTTING SIZE)	8,5 mm	
PROFİL KODU (PROFILE CODE)	Pimli bağlantılı köşe takozu (Corner cleat with pin connection)	
ÇİZİM (DRAWING)		

KÖŞE TAKOZLARI (CORNER CLEATS)			
Nr		KESİM ÖLÇÜSÜ CUTTING SIZE	AKS. KODU ACS. CODE
RO26F04	A017518	8,5 mm	10.09.04
RO26F05	A017519	8,5 mm	10.09.04
RO108V08	A017514	8,5 mm	10.09.04



KAMA TİP FİTİL İÇİN CAM TABLOSU GLASS TABLE FOR GLAZING GASKET			
	-A- CAM KALINLIĞI GLASS THICKNESS	-B- CAM FİTİLİ GLAZING GASKET	-C- CAM FİTİLİ GLAZING GASKET
1	10,76 mm	01.11.19	01.17.28

KAMA TİP FİTİL İÇİN CAM TABLOSU GLASS TABLE FOR GLAZING GASKET			
	-A- CAM KALINLIĞI GLASS THICKNESS	-B- CAM FİTİLİ GLAZING GASKET	-C- CAM FİTİLİ GLAZING GASKET
1	8,76 mm	01.11.20	01.17.29

KAMA TİP FİTİL İÇİN CAM TABLOSU GLASS TABLE FOR GLAZING GASKET			
	-A- CAM KALINLIĞI GLASS THICKNESS	-B- CAM FİTİLİ GLAZING GASKET	-C- CAM FİTİLİ GLAZING GASKET
1	10 mm	01.11.19	01.17.29

**MİMARİ KATALOG**  
**ARCHITECTURAL CATALOGUE**

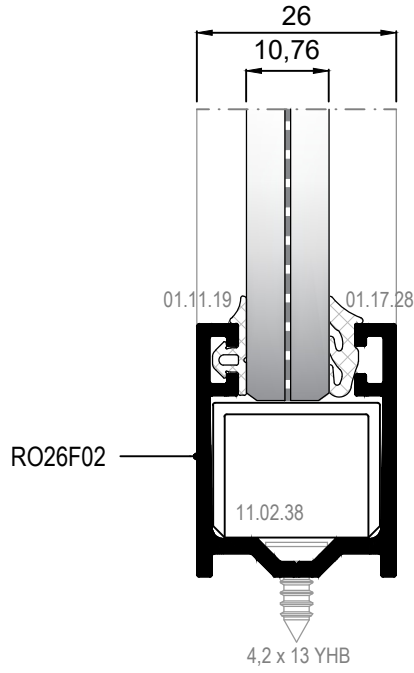
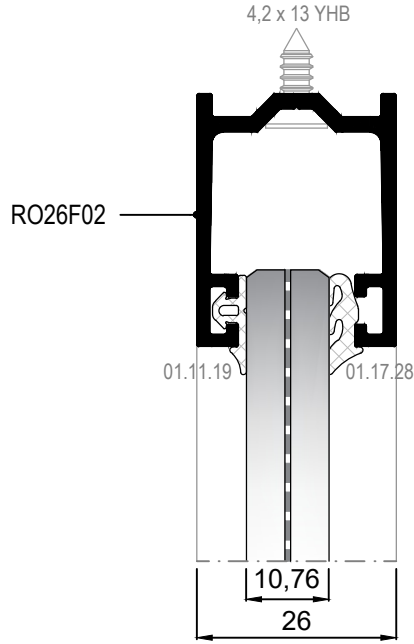
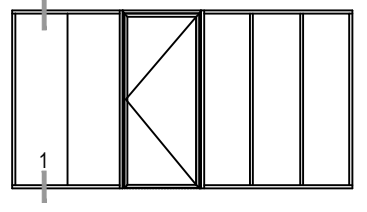
**Alüminyum Konvansiyonel Sistemleri**  
Aluminium Conventional Systems

# RO26

**DETAYLAR**

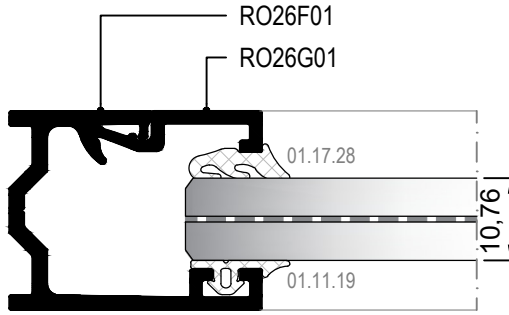
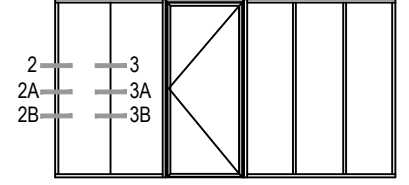
**DETAILS**

ALÜMİNYUM KASA DETAYI  
ALUMINIUM FRAME DETAIL

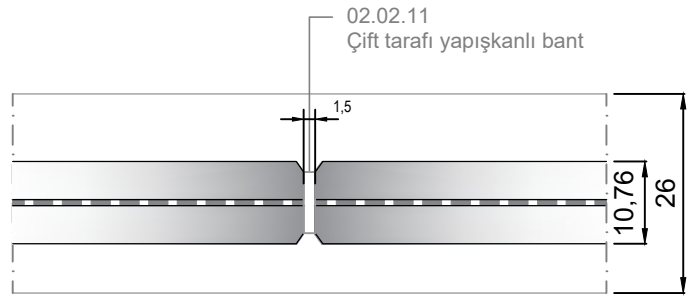


① DETAYI  
DETAIL

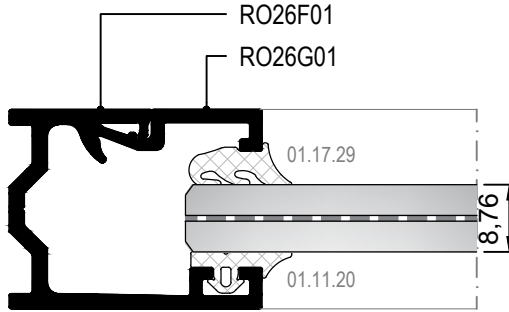
ALÜMİNYUM KASA DETAYI  
ALUMINIUM FRAME DETAIL



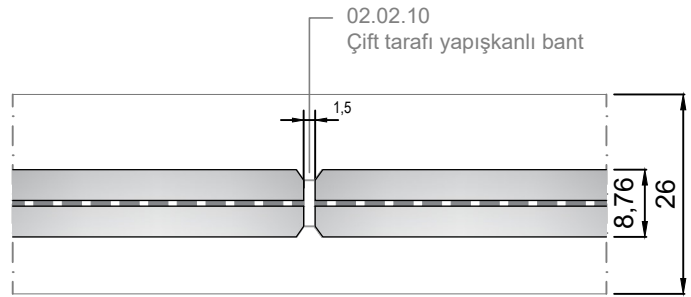
② DETAYI  
DETAIL



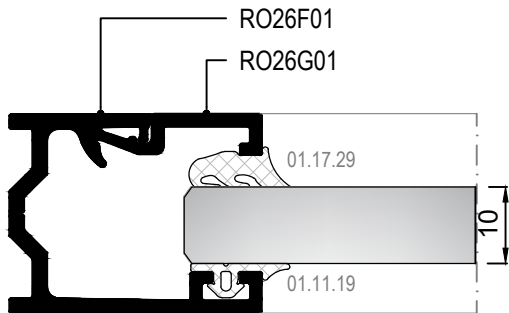
③ DETAYI  
DETAIL



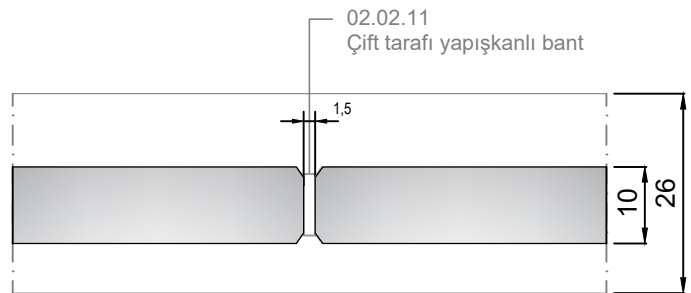
②A DETAYI  
DETAIL



③A DETAYI  
DETAIL

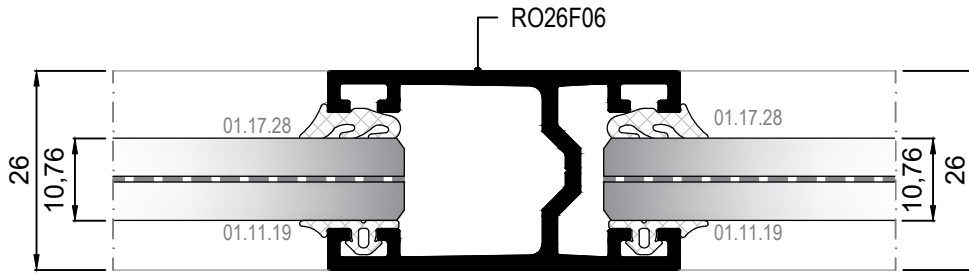
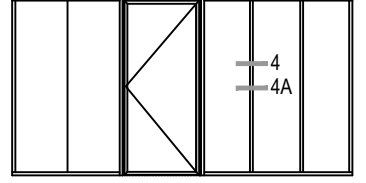


②B DETAYI  
DETAIL

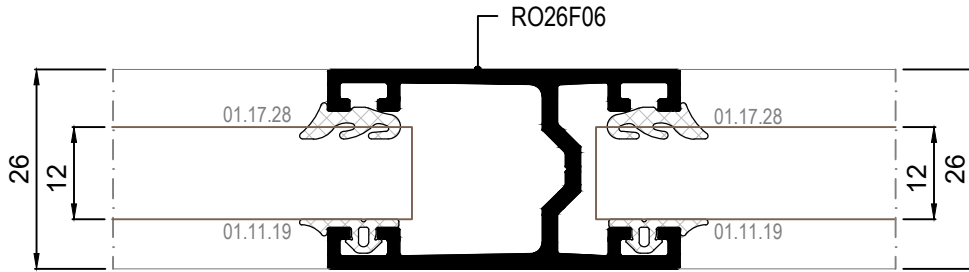


③B DETAYI  
DETAIL

ALÜMİNYUM KASA DETAYI  
ALUMINIUM FRAME DETAIL

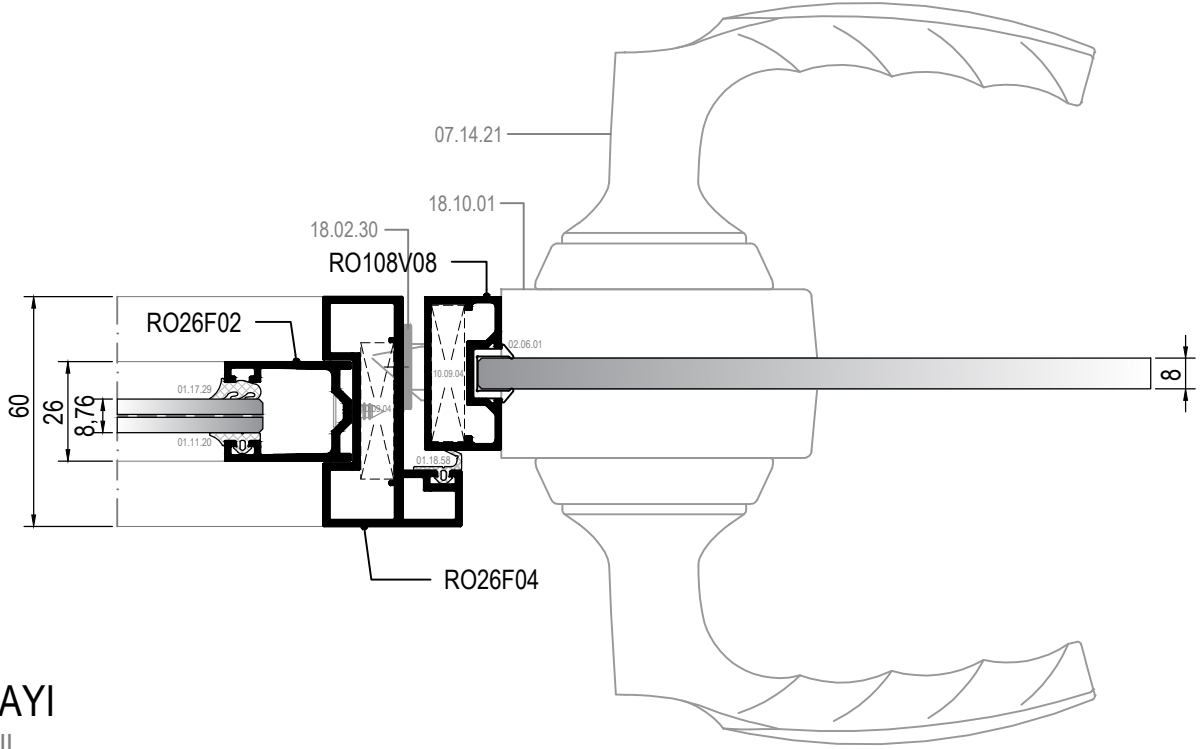
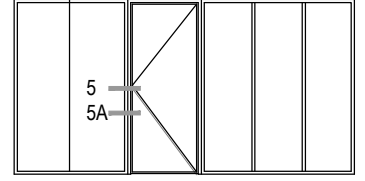


④ DETAYI  
DETAIL

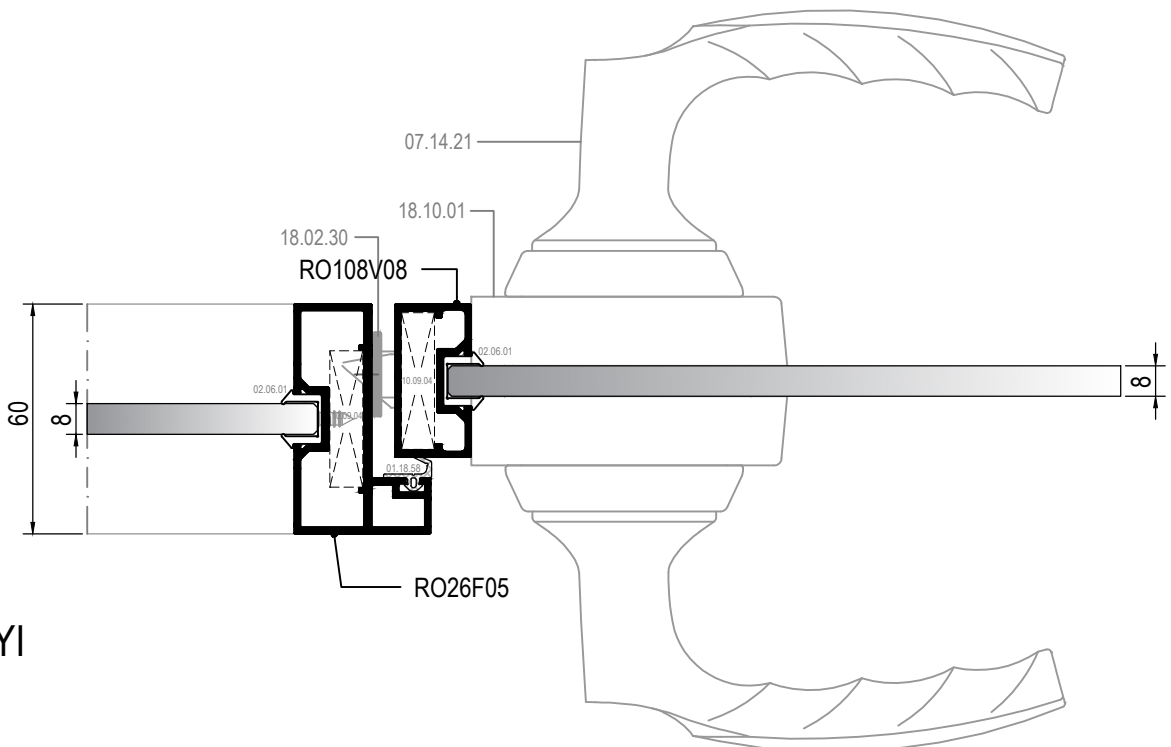


④A DETAYI  
DETAIL

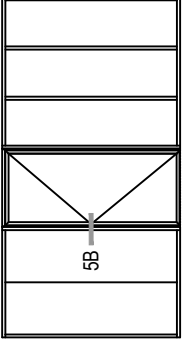
ALÜMİNYUM ÇERÇEVELİ CAM KAPI DETAYI  
GLASS DOOR DETAIL WITH ALUMINIUM FRAME



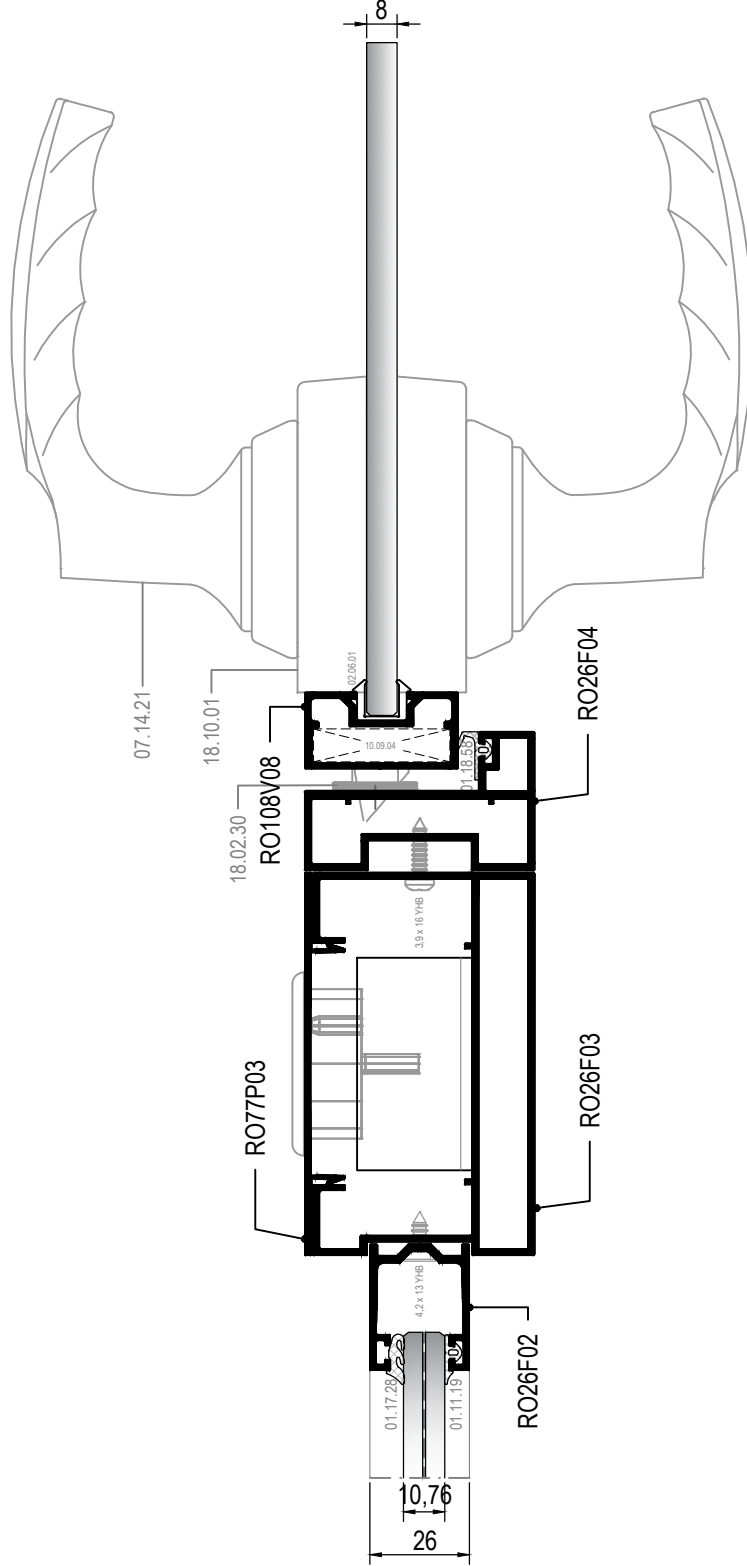
Ölçek/Scale: 1/2



Ölçek/Scale: 1/2

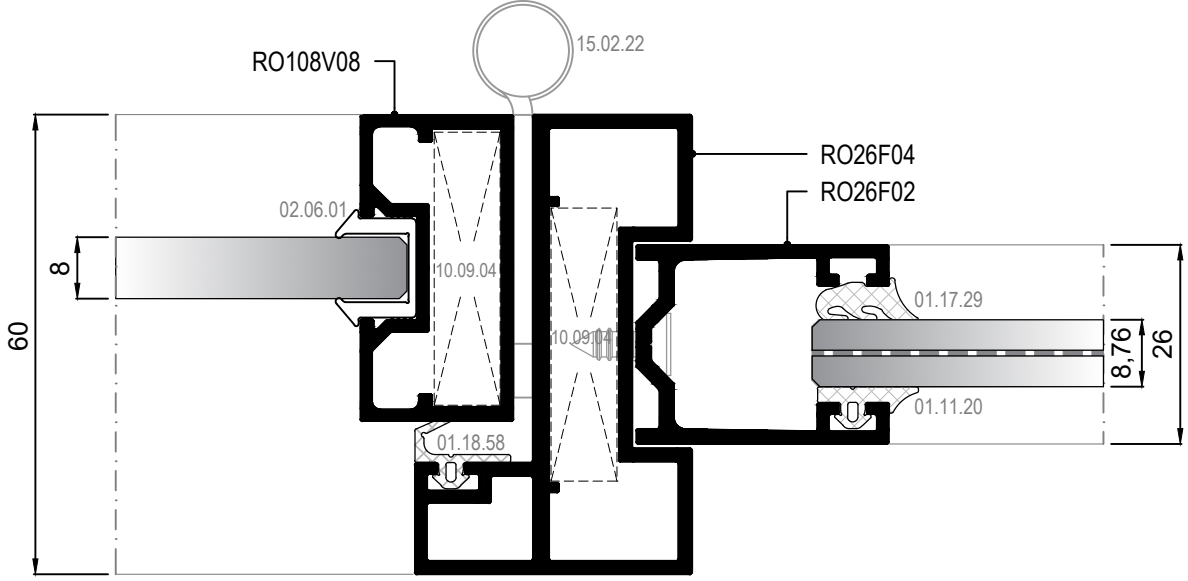
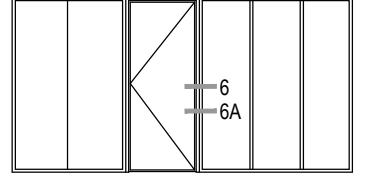


ALÜMİNYUM ÇERÇEVELİ VE KABLO KANALLI CAM KAPI DETAYI  
GLASS DOOR DETAIL TO HIDE CABLES WITH ALUMINIUM FRAME

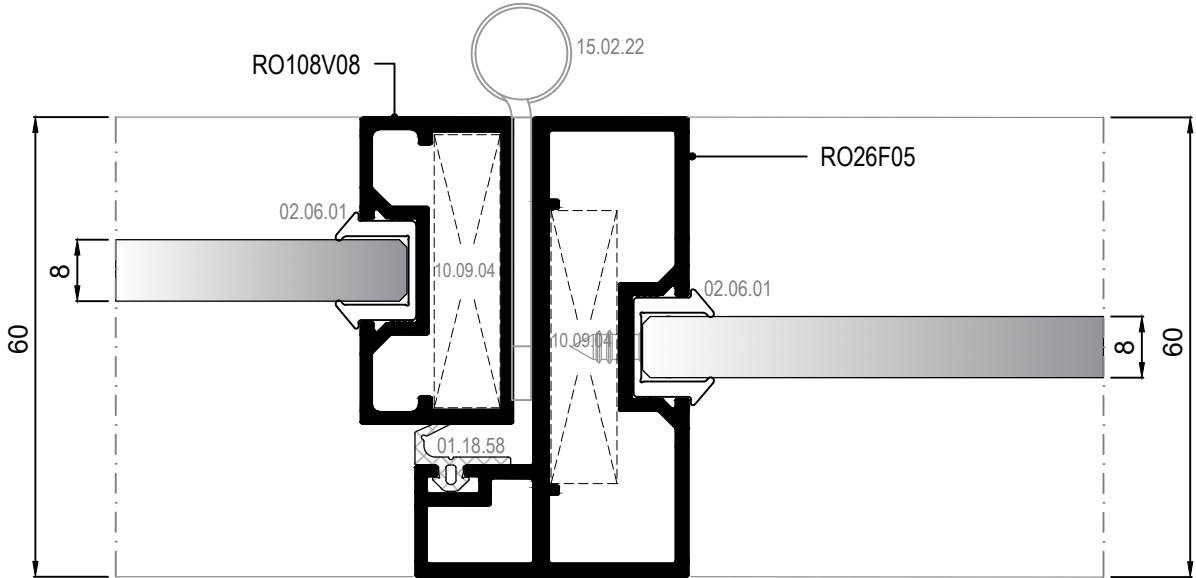


Ölçek/Scale: 1/2

ALÜMİNYUM ÇERÇEVELİ CAM KAPI DETAYI  
GLASS DOOR DETAIL WITH ALUMINIUM FRAME

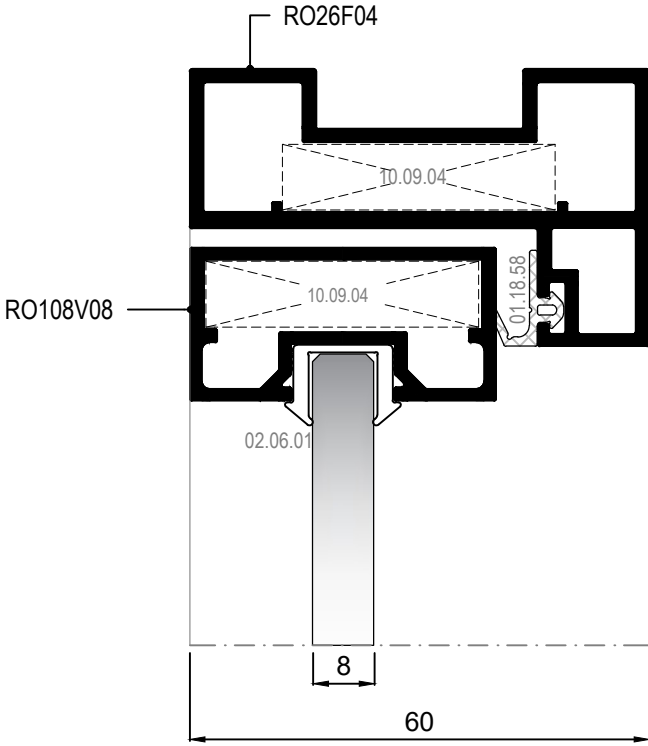
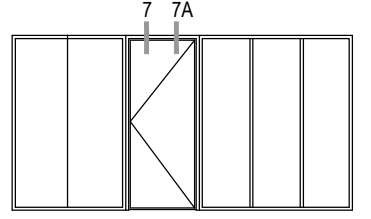


⑥ DETAYI  
DETAIL

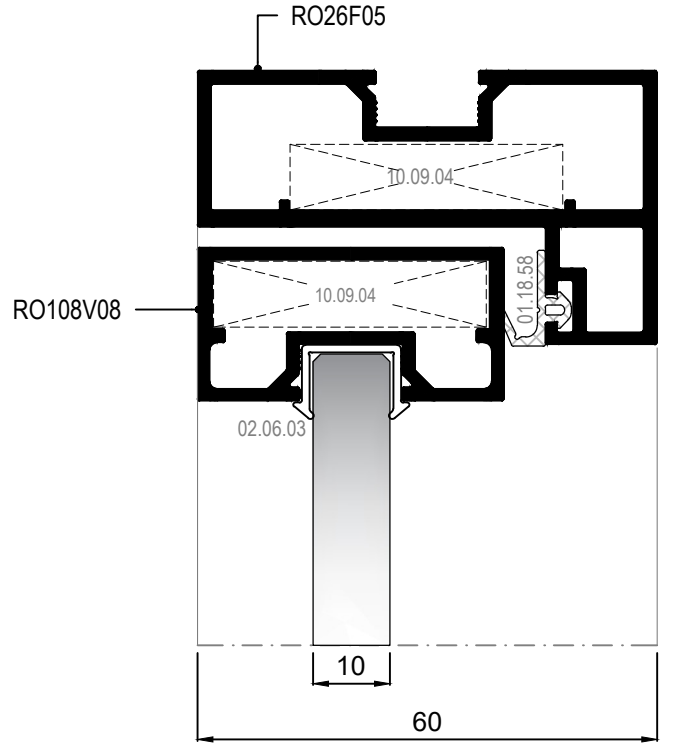


⑥A DETAYI  
DETAIL

ALÜMİNYUM ÇERÇEVELİ CAM KAPI DETAYI  
GLASS DOOR DETAIL WITH ALUMINIUM FRAME

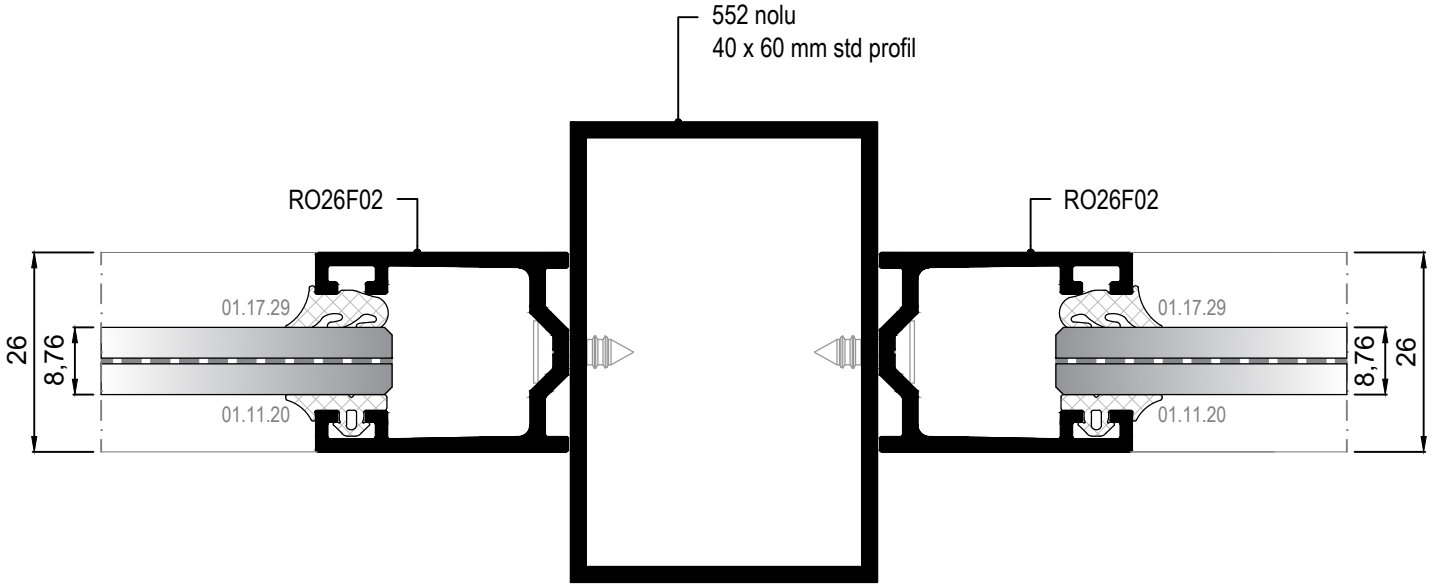
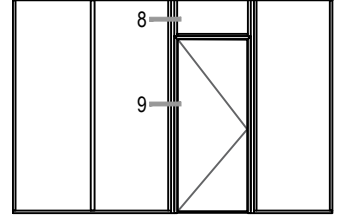


7 DETAYI  
DETAIL

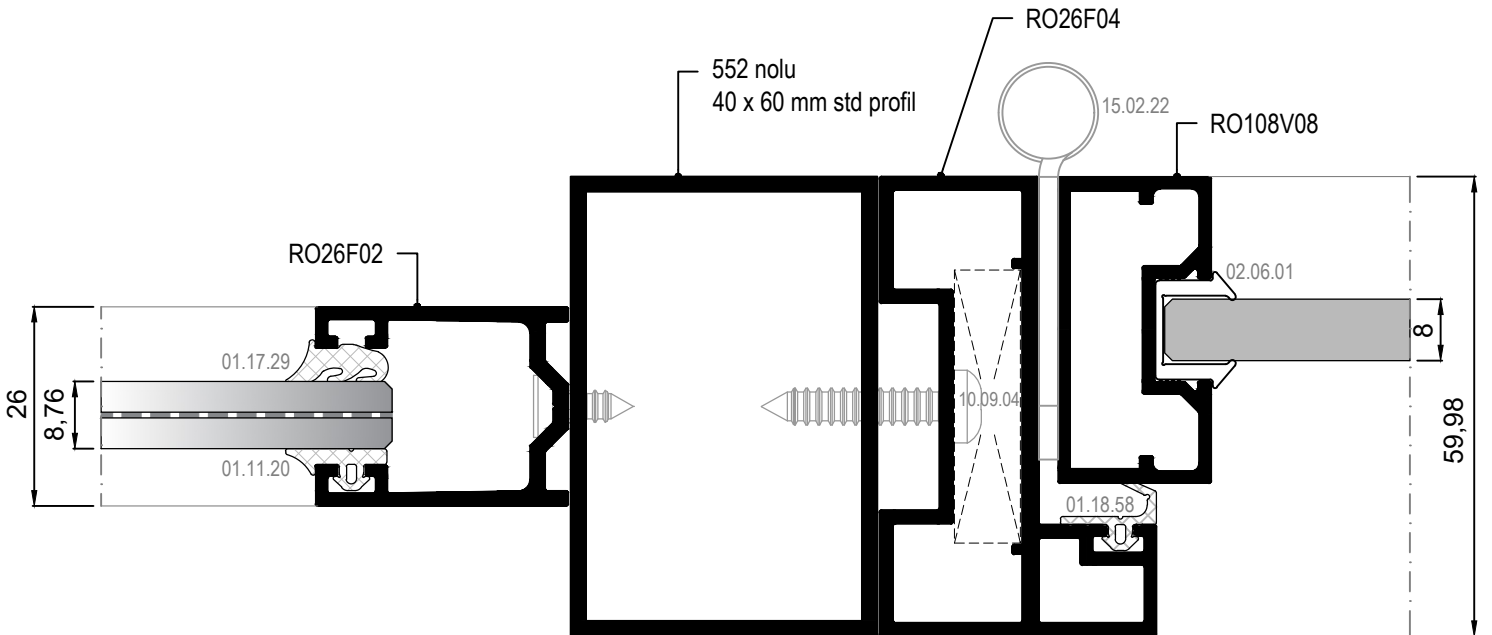


7A DETAYI  
DETAIL

ALÜMİNYUM ÇERÇEVELİ CAM KAPI DETAYI  
GLASS DOOR DETAIL WITH ALUMINIUM FRAME

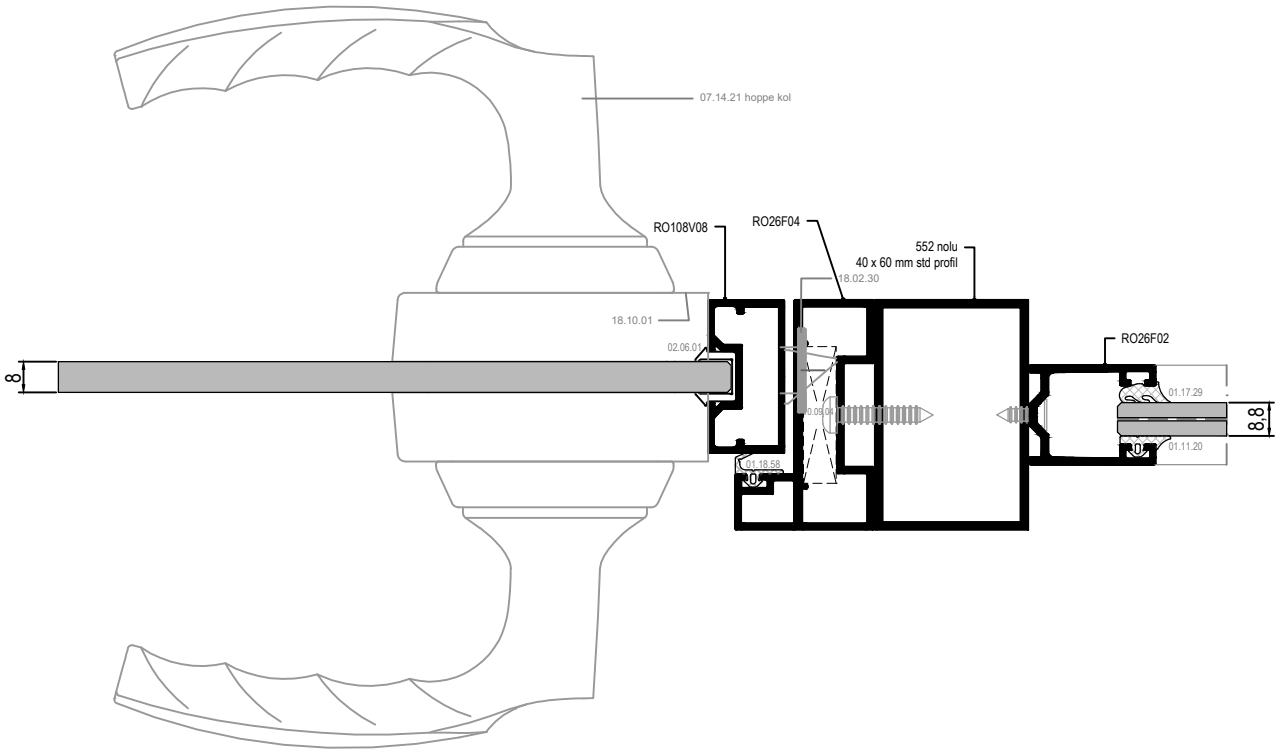
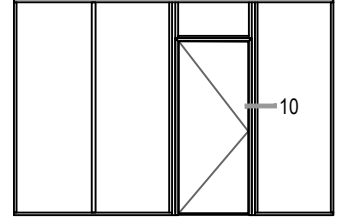


8 DETAYI  
DETAIL



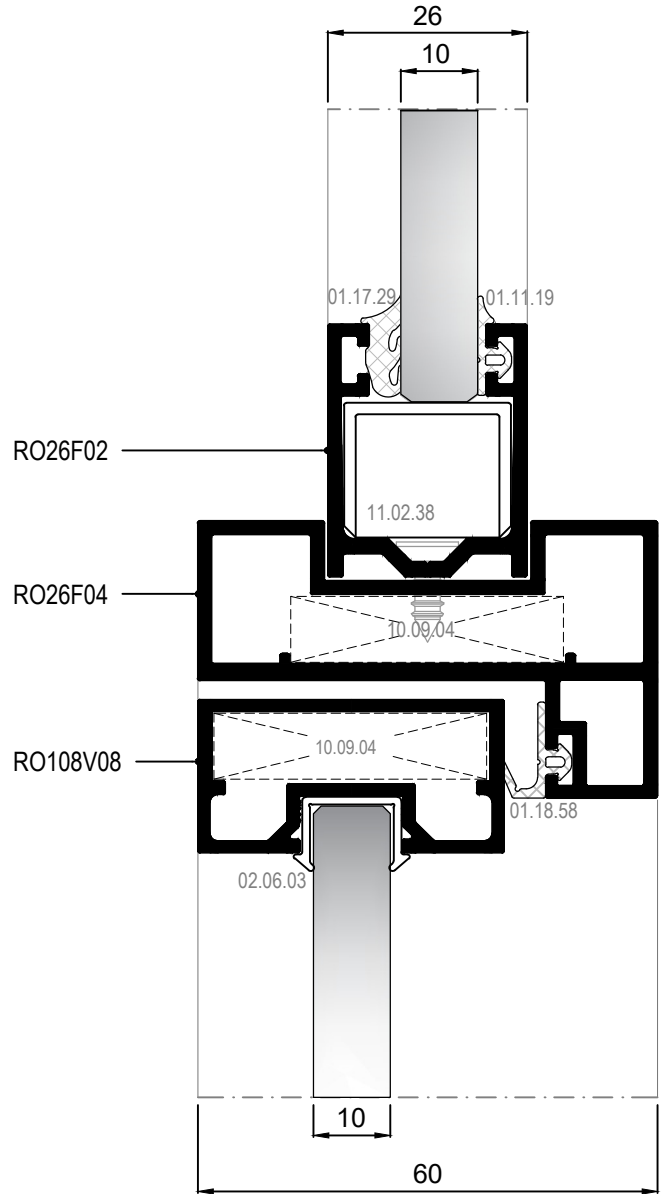
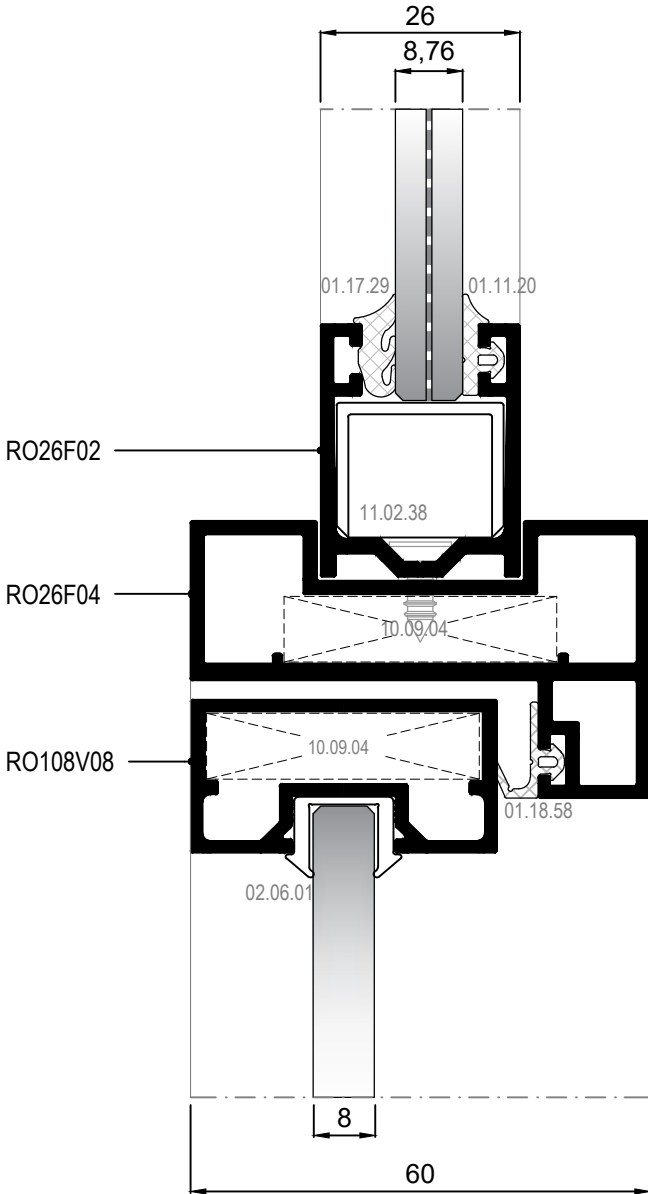
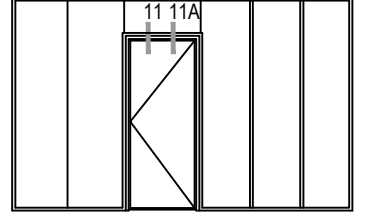
9 DETAYI  
DETAIL

ALÜMİNYUM ÇERÇEVELİ CAM KAPI DETAYI  
GLASS DOOR DETAIL WITH ALUMINIUM FRAME



10 DETAYI  
DETAIL

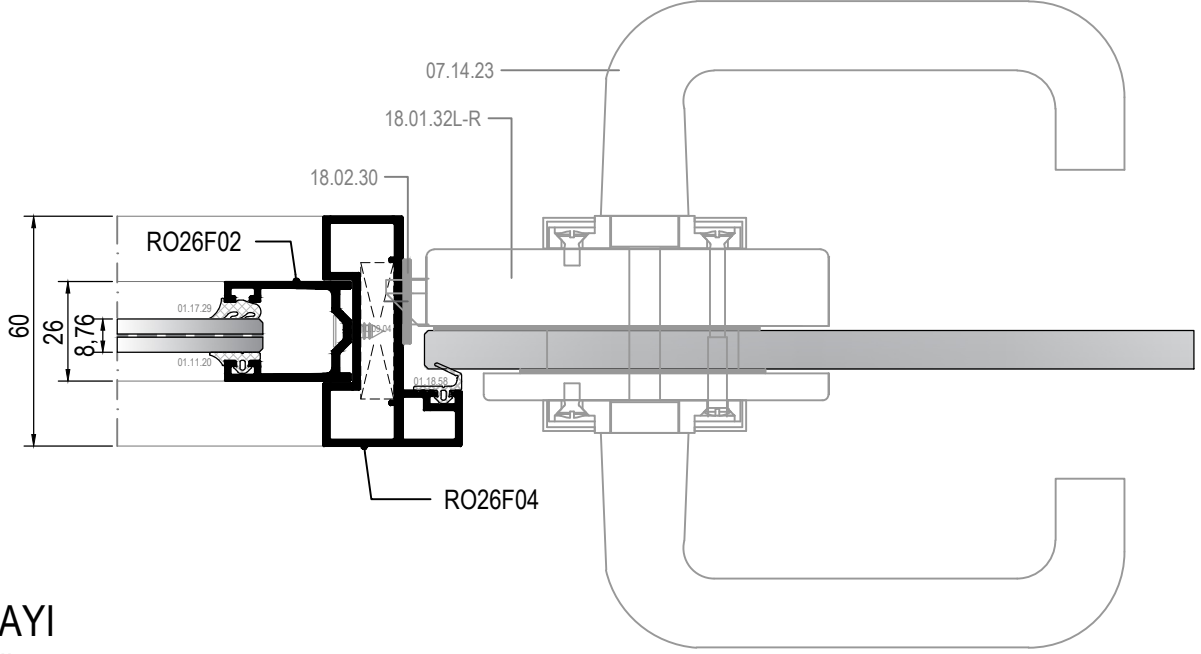
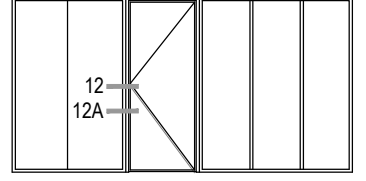
ALÜMİNYUM ÇERÇEVELİ CAM KAPI DETAYI  
GLASS DOOR DETAIL WITH ALUMINIUM FRAME



11 DETAYI  
DETAIL

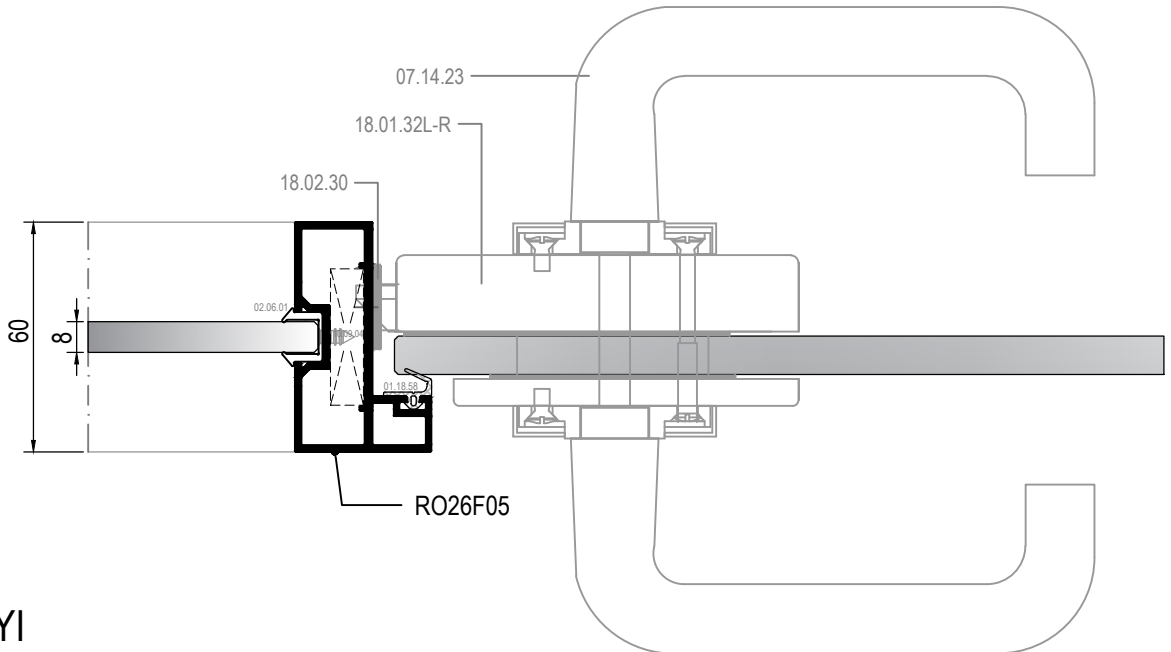
11A DETAYI  
DETAIL

ALÜMİNYUM ÇERÇEVESİZ CAM KAPI DETAYI  
GLASS DOOR DETAIL WITHOUT ALUMINIUM FRAME



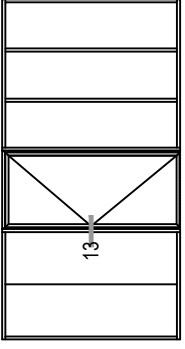
12 DETAYI  
DETAIL

Ölçek/Scale: 1/2

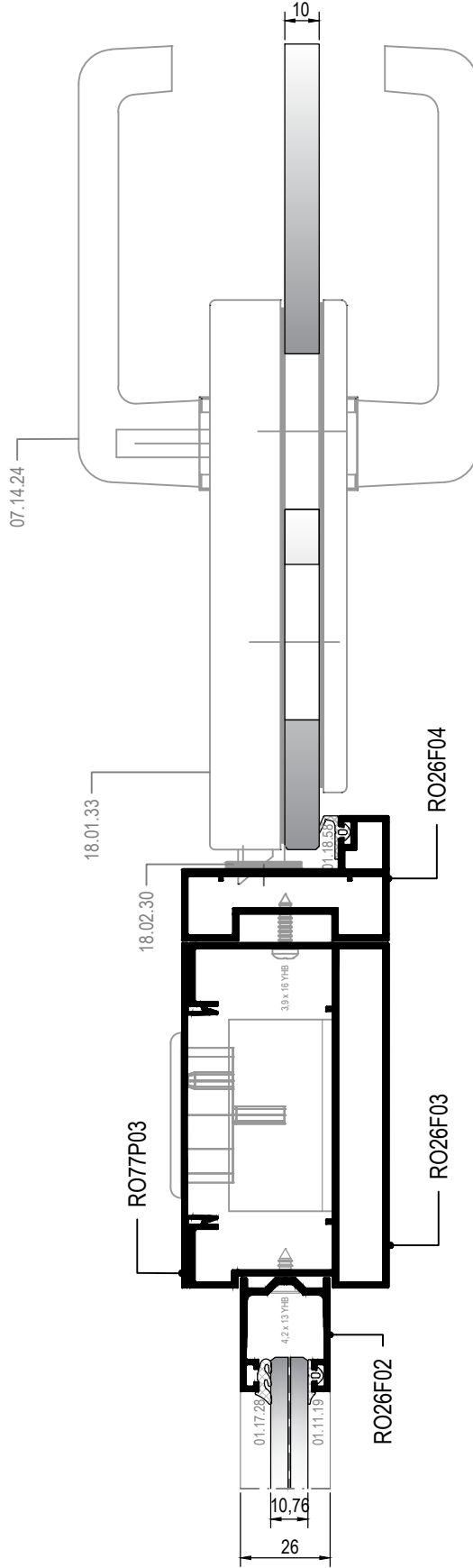


12A DETAYI  
DETAIL

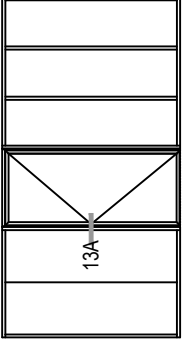
Ölçek/Scale: 1/2



ALÜMİNYUM ÇERÇEVESİZ VE KABLO KANALLI CAM KAPI DETAYI  
GLASS DOOR DETAIL TO HIDE CABLES WITHOUT ALUMINIUM FRAME

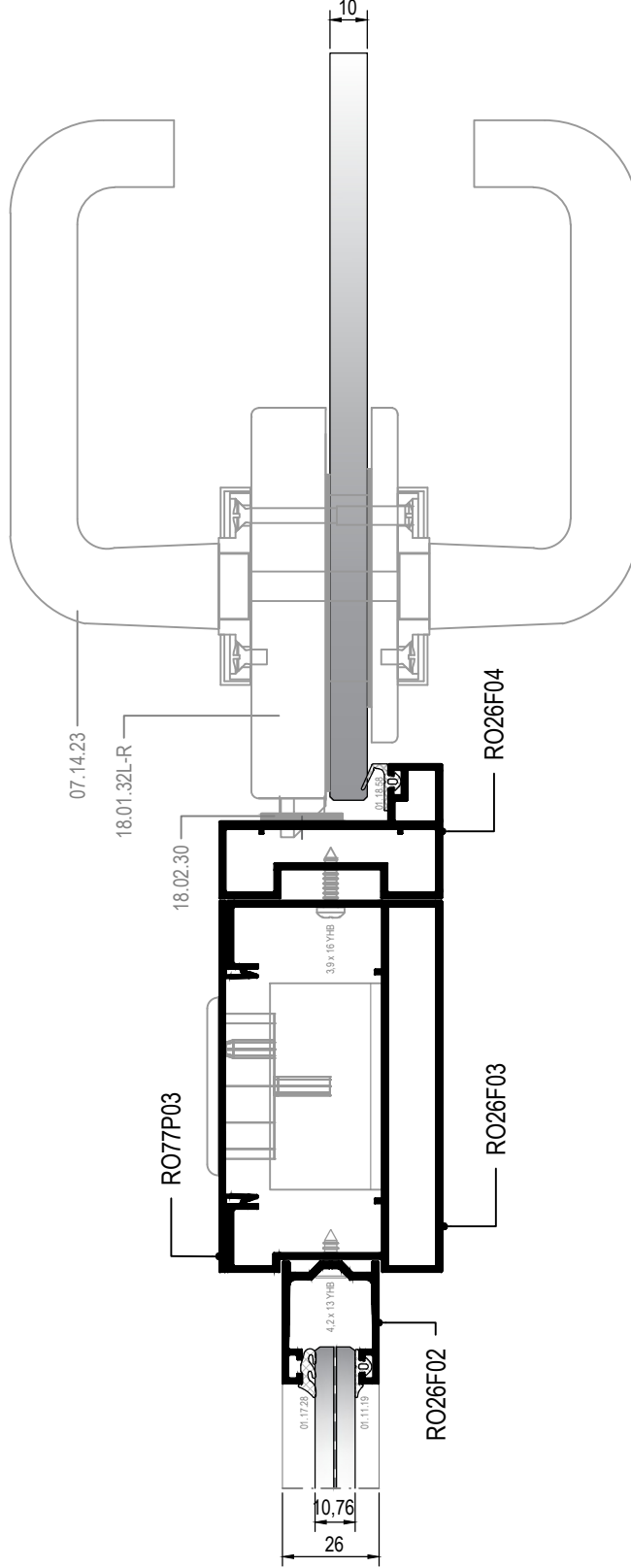


Ölçek/Scale: 1/2



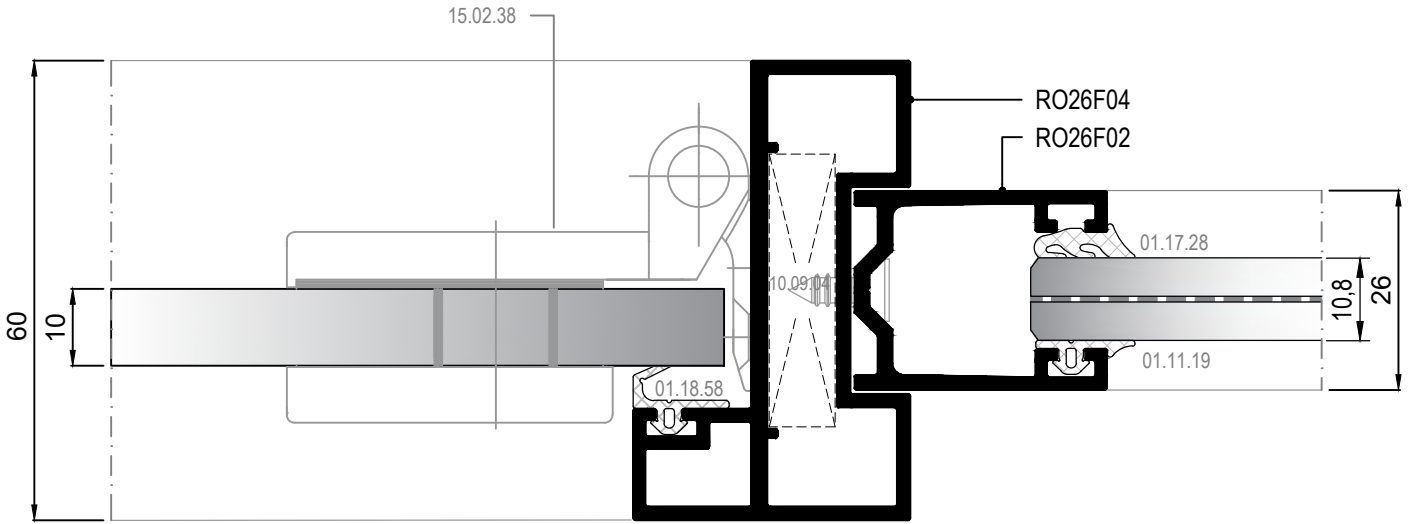
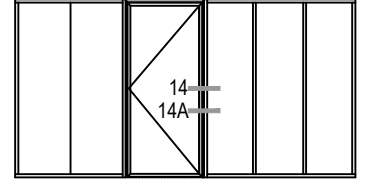
ALÜMİNYUM ÇERÇEVESİZ VE KABLO KANALLI CAM KAPI DETAYI  
GLASS DOOR DETAIL TO HIDE CABLES WITHOUT ALUMINIUM FRAME

13A DETAYI  
DETAIL

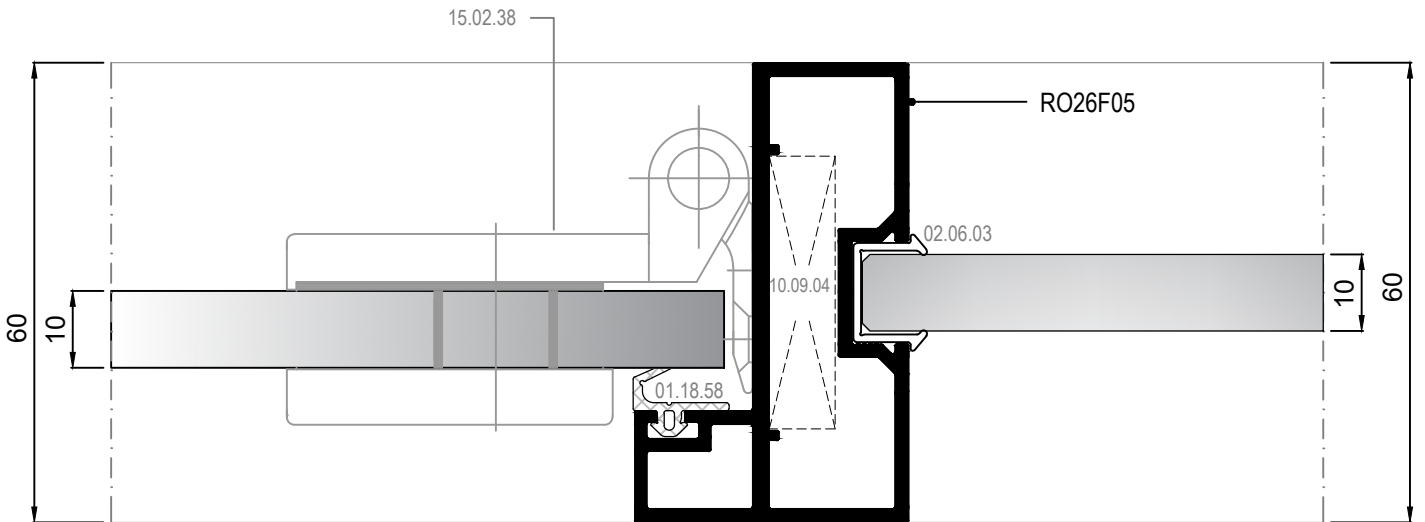


Ölçek/Scale: 1/2

ALÜMİNYUM ÇERÇEVESİZ CAM KAPI DETAYI  
GLASS DOOR DETAIL WITHOUT ALUMINIUM FRAME

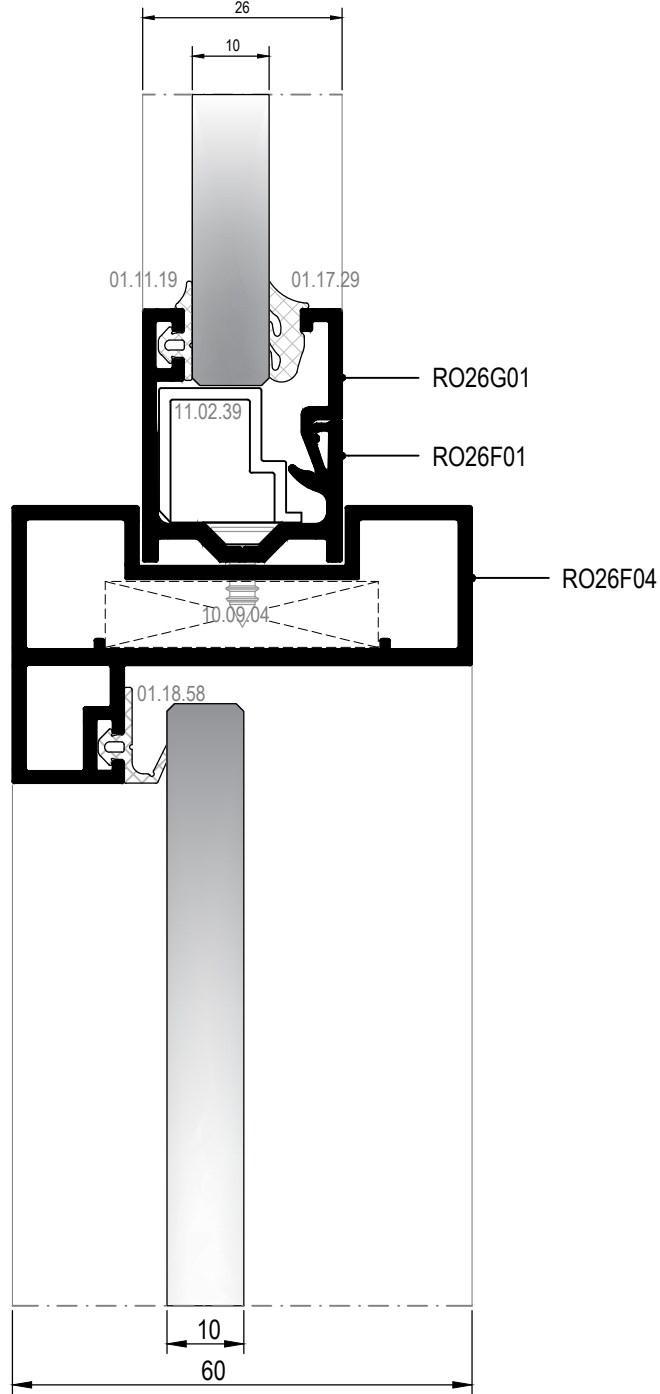
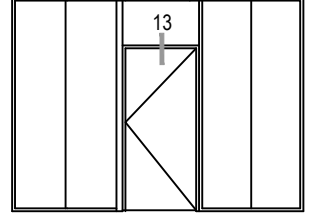


14 DETAYI  
DETAIL

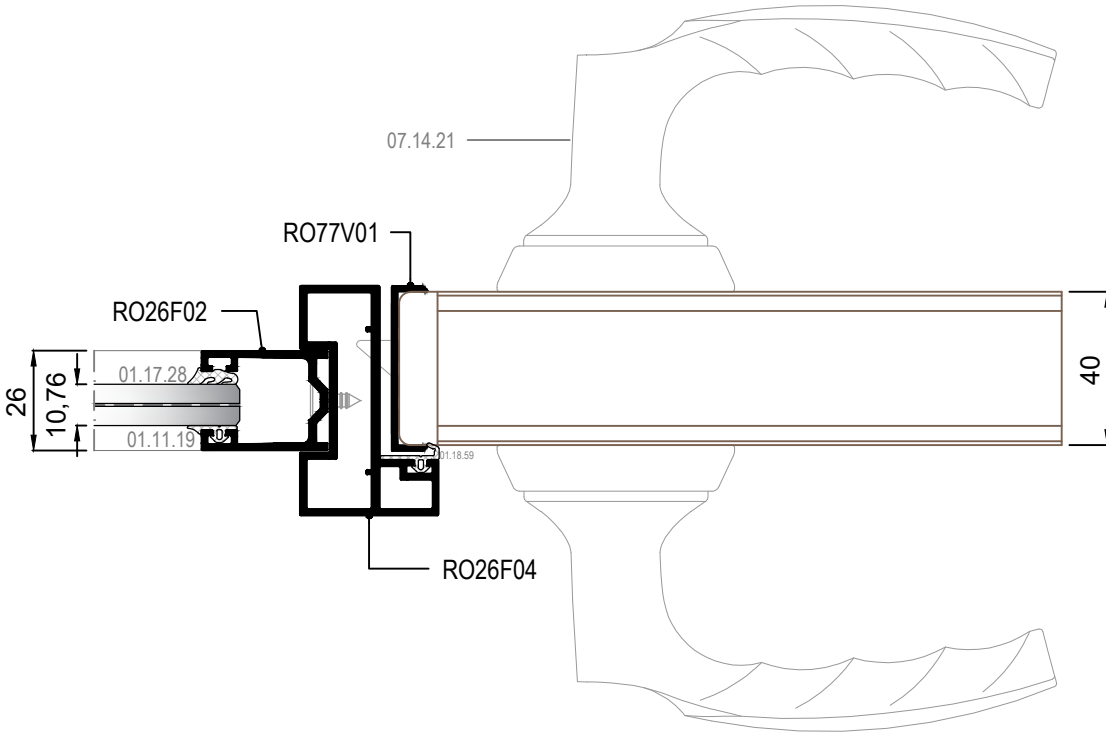
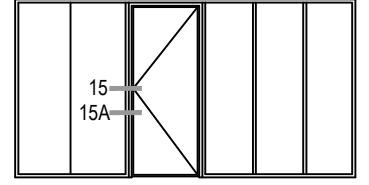


14A DETAYI  
DETAIL

ALÜMİNYUM ÇERÇEVESİZ CAM KAPI DETAYI  
GLASS DOOR DETAIL WITHOUT ALUMINIUM FRAME

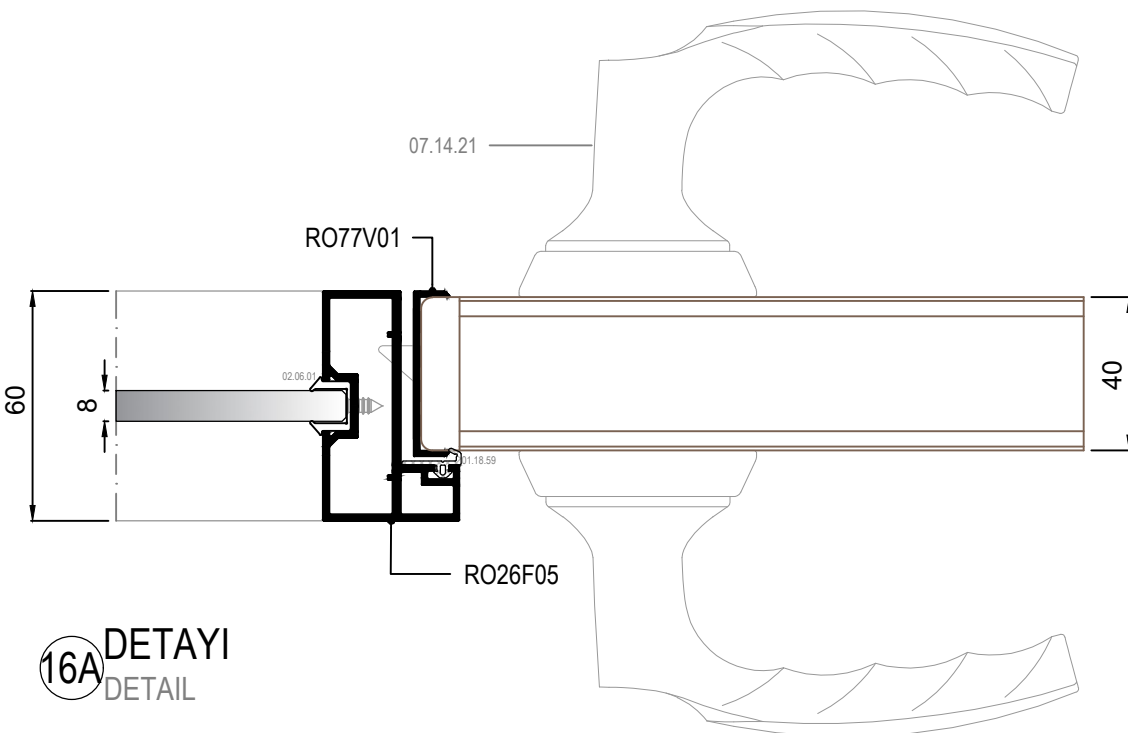


ALÜMİNYUM ÇERÇEVELİ AHŞAP KAPI DETAYI  
WOOD DOOR DETAIL WITH ALUMINIUM FRAME



16 DETAYI  
DETAIL

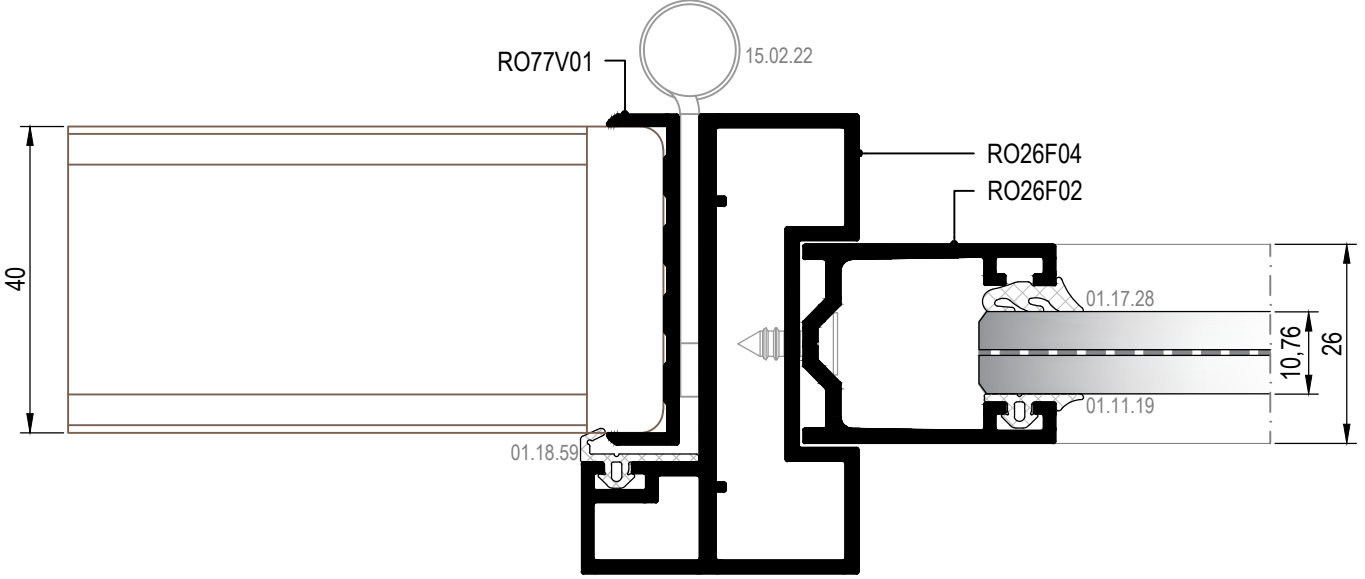
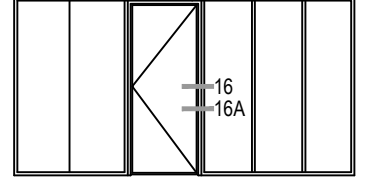
Ölçek/Scale: 1/2



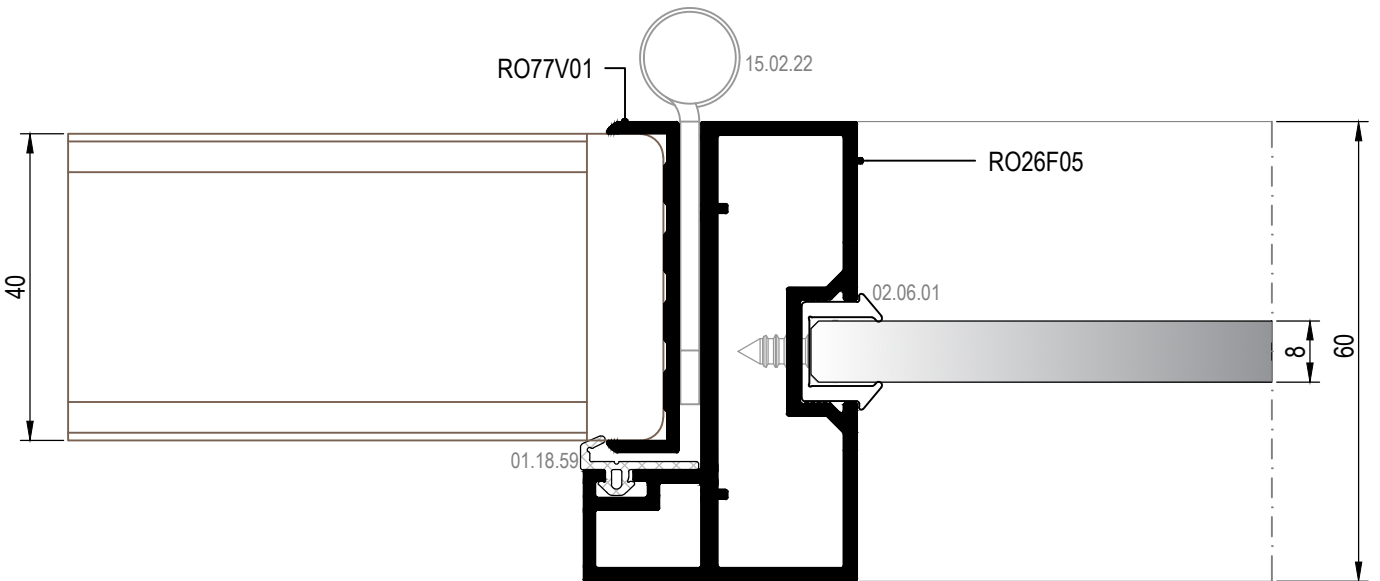
16A DETAYI  
DETAIL

Ölçek/Scale: 1/2

ALÜMİNYUM ÇERÇEVELİ AHŞAP KAPI DETAYI  
WOOD DOOR DETAIL WITH ALUMINIUM FRAME

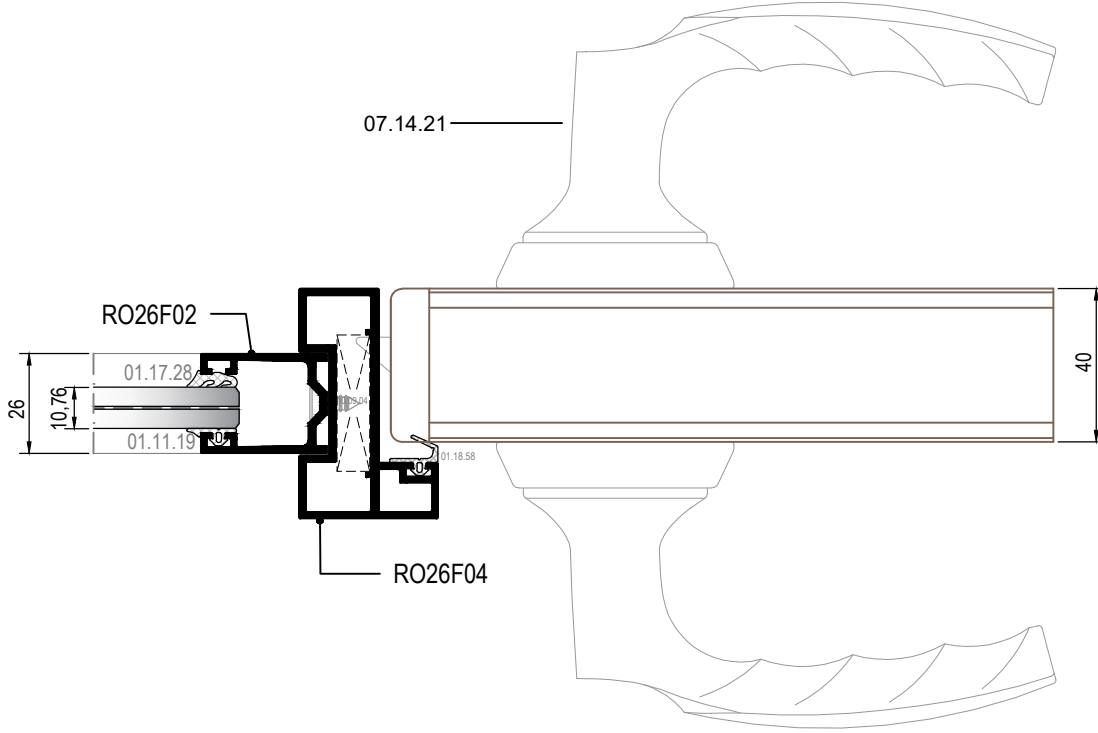
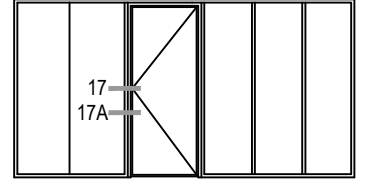


17 DETAYI  
DETAIL



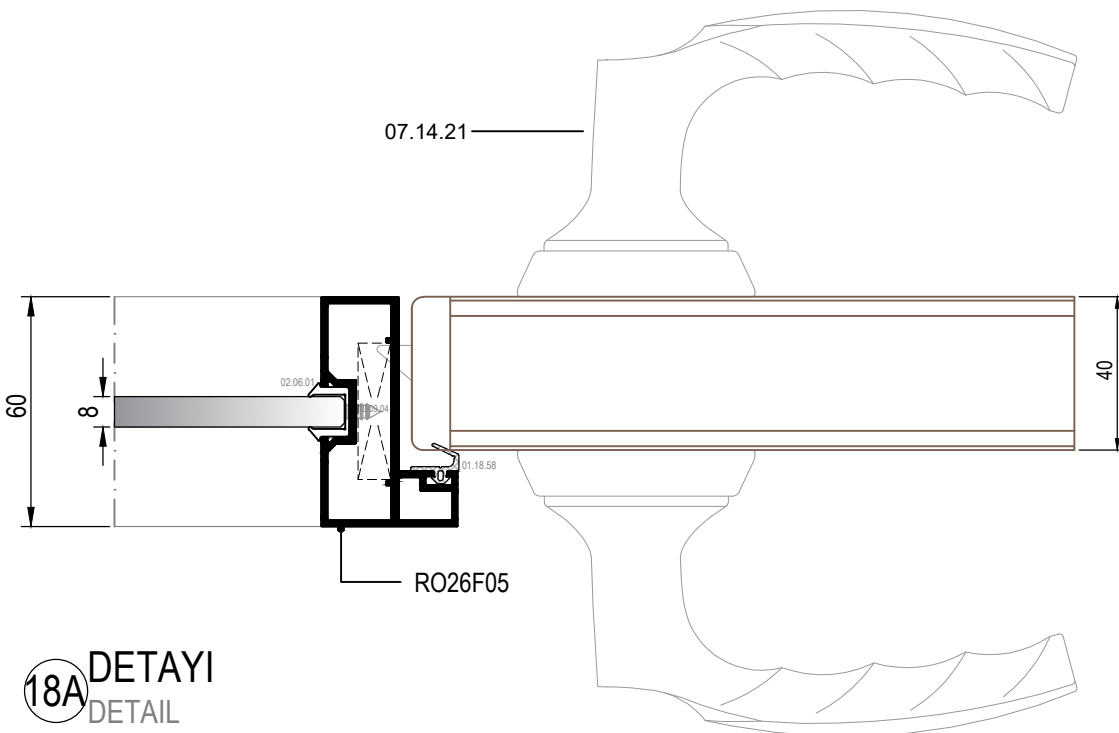
17A DETAYI  
DETAIL

ALÜMİNYUM ÇERÇEVESİZ AHŞAP KAPI DETAYI  
WOOD DOOR DETAIL WITHOUT ALUMINIUM FRAME



18 DETAYI  
DETAIL

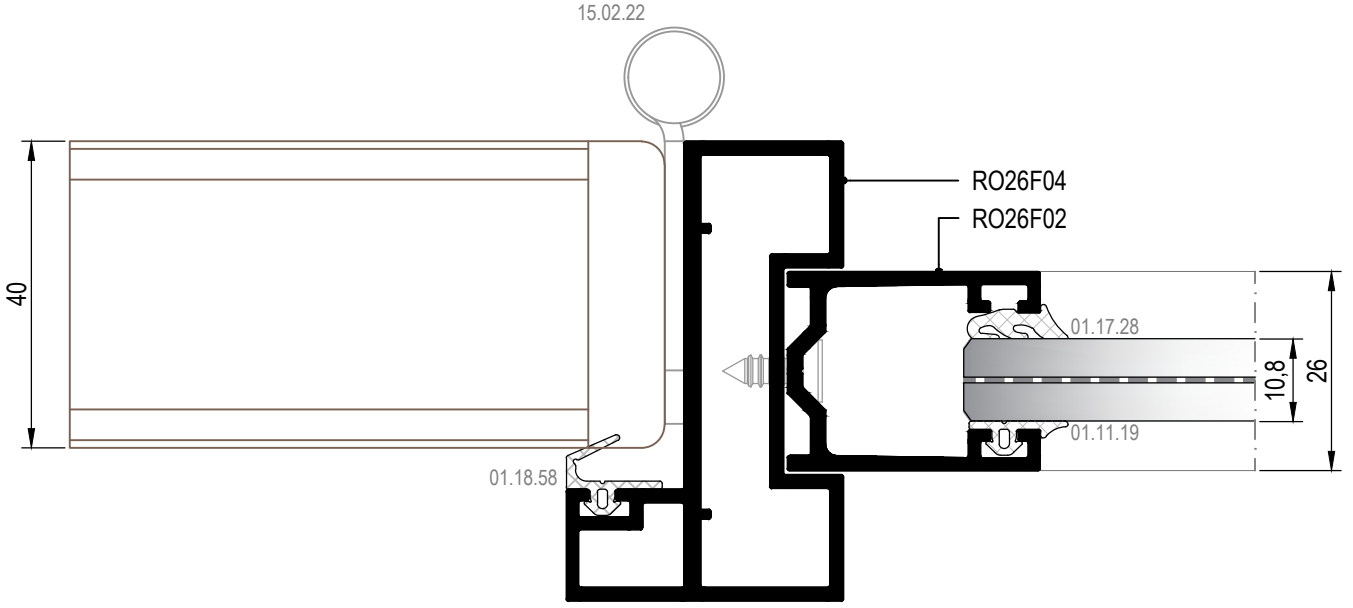
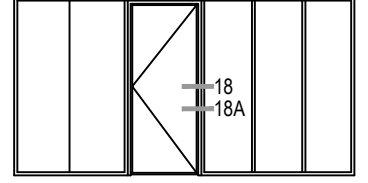
Ölçek/Scale: 1/2



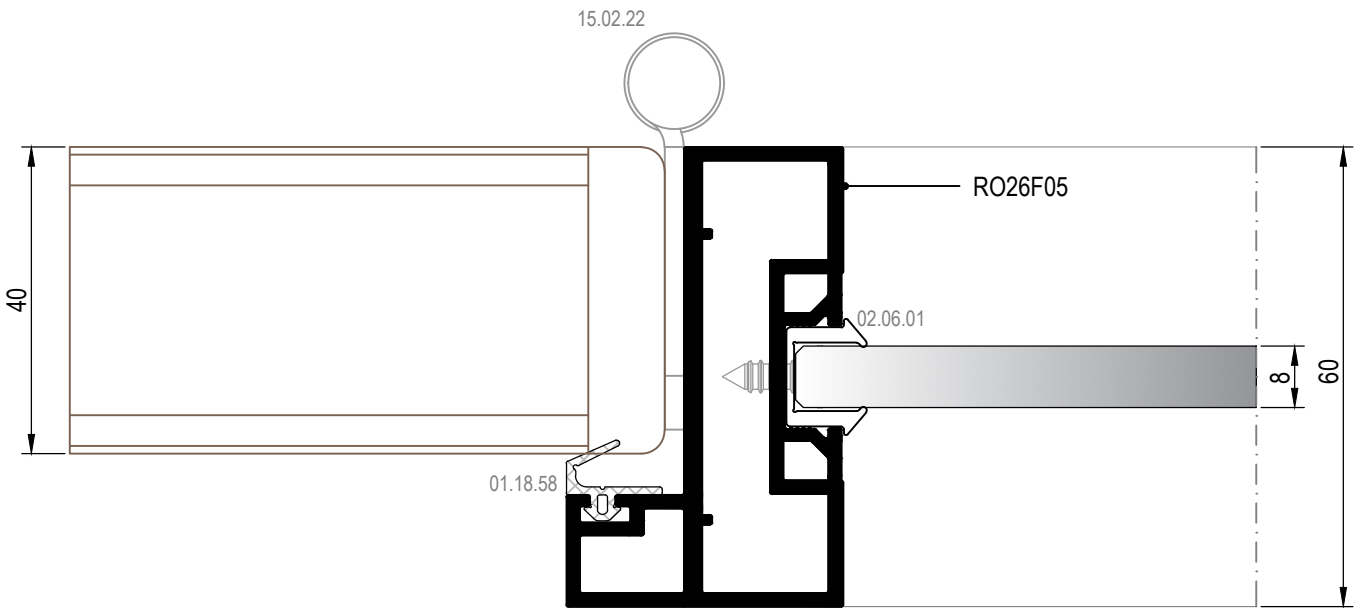
18A DETAYI  
DETAIL

Ölçek/Scale: 1/2

ALÜMİNYUM ÇERÇEVESİZ AHŞAP KAPI DETAYI  
WOOD DOOR DETAIL WITHOUT ALUMINIUM FRAME

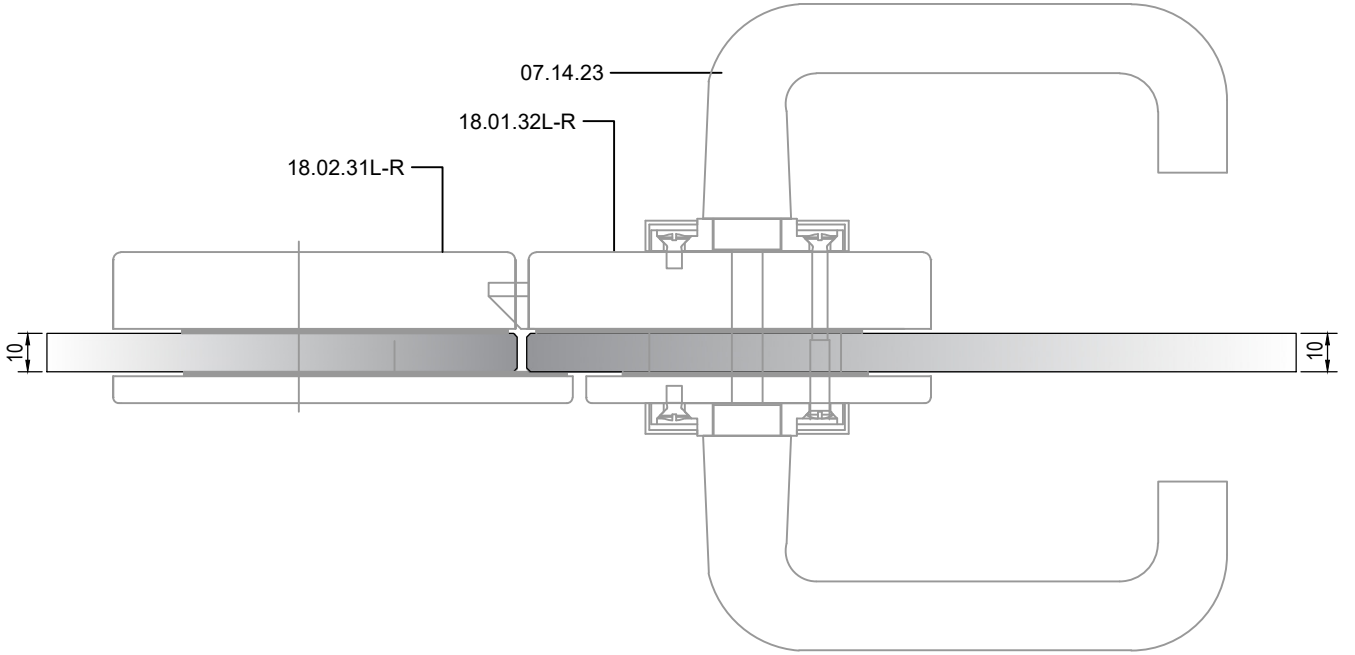
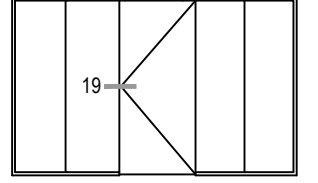


19 DETAYI  
DETAIL



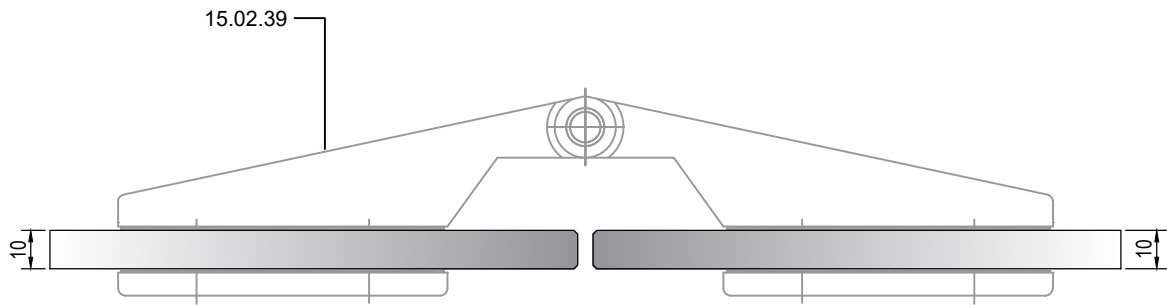
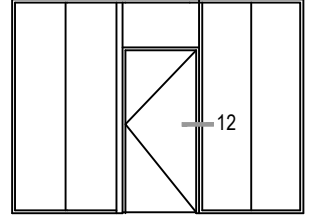
19A DETAYI  
DETAIL

CAM - CAMA BİRLEŐİM KAPI DETAYI  
GLASS-TO-GLASS DOOR DETAIL



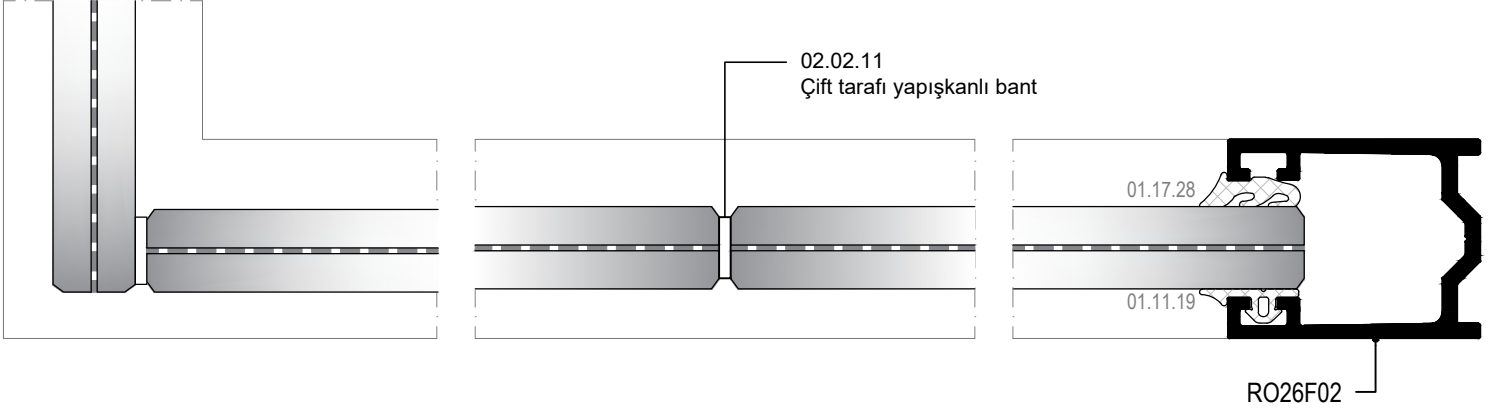
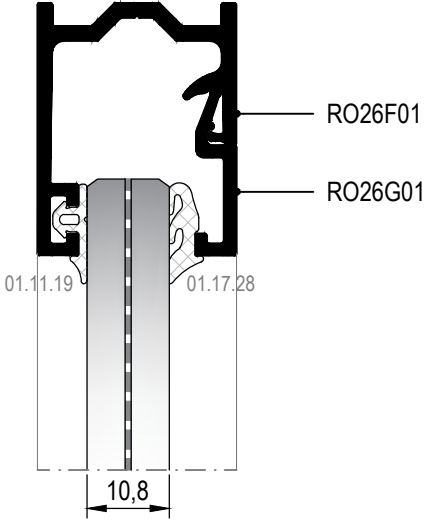
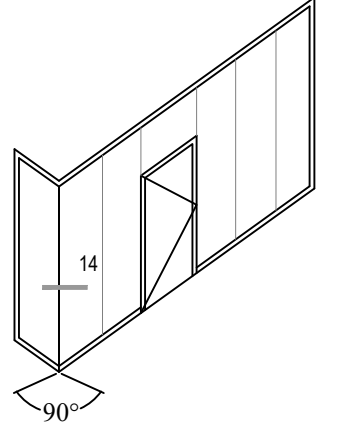
Ölçek/Scale: 1/2

CAM - CAMA BİRLEŐİM KAPI DETAYI  
GLASS-TO-GLASS DOOR DETAIL



Ölçek/Scale: 1/2

CAM - CAMA KÖŞE DETAYI  
GLASS-TO-GLASS CORNER DETAIL








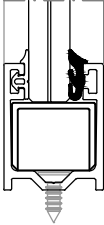

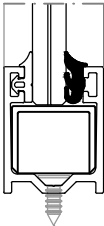

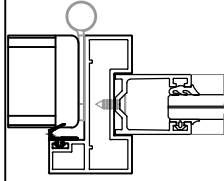

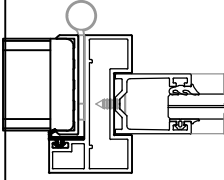
**MİMARİ KATALOG**  
**ARCHITECTURAL CATALOGUE**


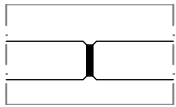


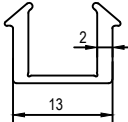
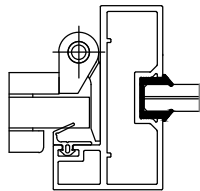
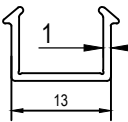
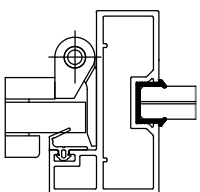

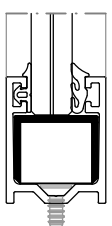
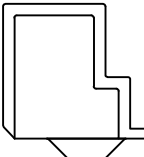
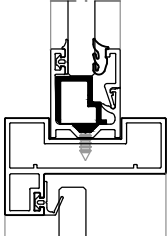
**Alüminyum Konvansiyonel Sistemleri**  
Aluminium Conventional Systems

# RO26

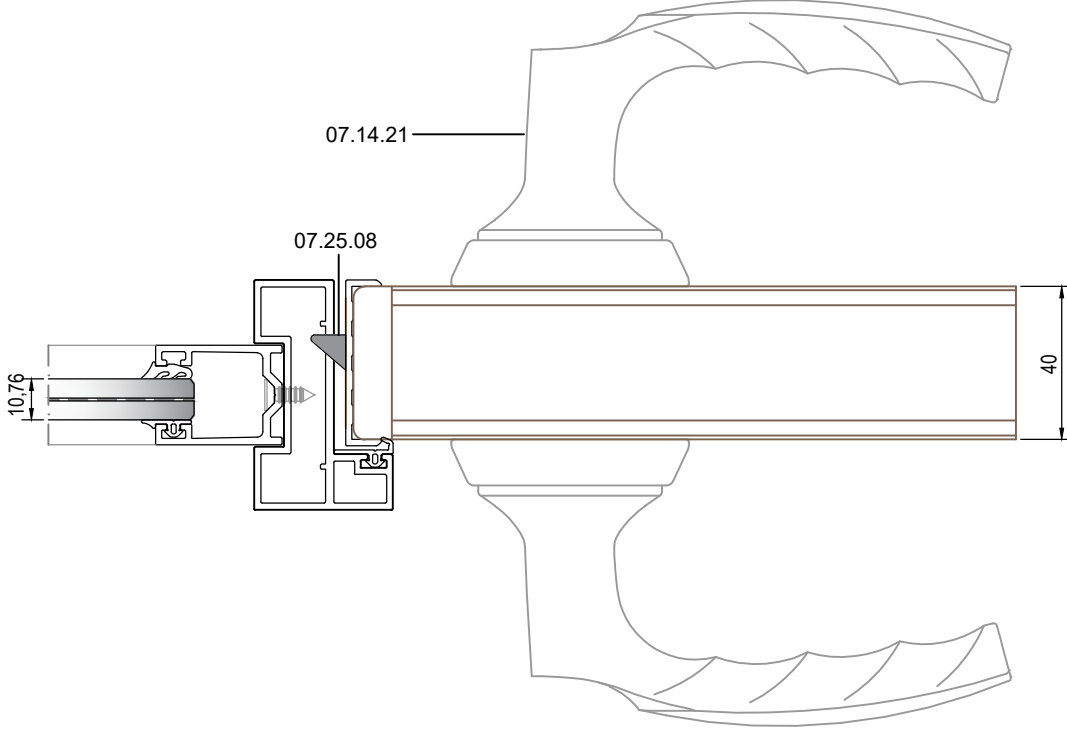
**AKSESUARLAR**








**ACCESSORIES**

	<p><b>01.11.19</b> DIŞ CAM FİTİLİ (10mm ve 10,76mm cam için) OUTSIDE GLAZING GASKET</p> <p>Malzeme / Material : EPDM Ağırlık / Weight : 34 gr/m Paket / Package: 441 m / 15 kg</p>				
	<p><b>01.11.20</b> DIŞ CAM FİTİLİ (8,76mm cam için) OUTSIDE GLAZING GASKET</p> <p>Malzeme / Material : EPDM Ağırlık / Weight : 60 gr/m Paket / Package: 250 m / 15 kg</p>				
	<p><b>01.17.28</b> İÇ CAM FİTİLİ (10,76mm cam için) INSIDE GLAZING GASKET</p> <p>Malzeme / Material : EPDM Ağırlık / Weight : 54 gr/m Paket / Package: 277 m / 15 kg</p>				
	<p><b>01.17.29</b> İÇ CAM FİTİLİ (10mm ve 8,76mm cam için) INSIDE GLAZING GASKET</p> <p>Malzeme / Material : EPDM Ağırlık / Weight : 70 gr/m Paket / Package: 214 m / 15 kg</p>				
	<p><b>01.18.58</b> BİNİ FİTİLİ ACOUSTICAL GASKET</p> <p>Malzeme / Material : EPDM Ağırlık / Weight : 43 gr/m Paket / Package: 348 m / 15 kg</p>				
	<p><b>01.18.59</b> BİNİ FİTİLİ ACOUSTICAL GASKET</p> <p>Malzeme / Material : EPDM Ağırlık / Weight : 41 gr/m Paket / Package: 365 m / 15 kg</p>				

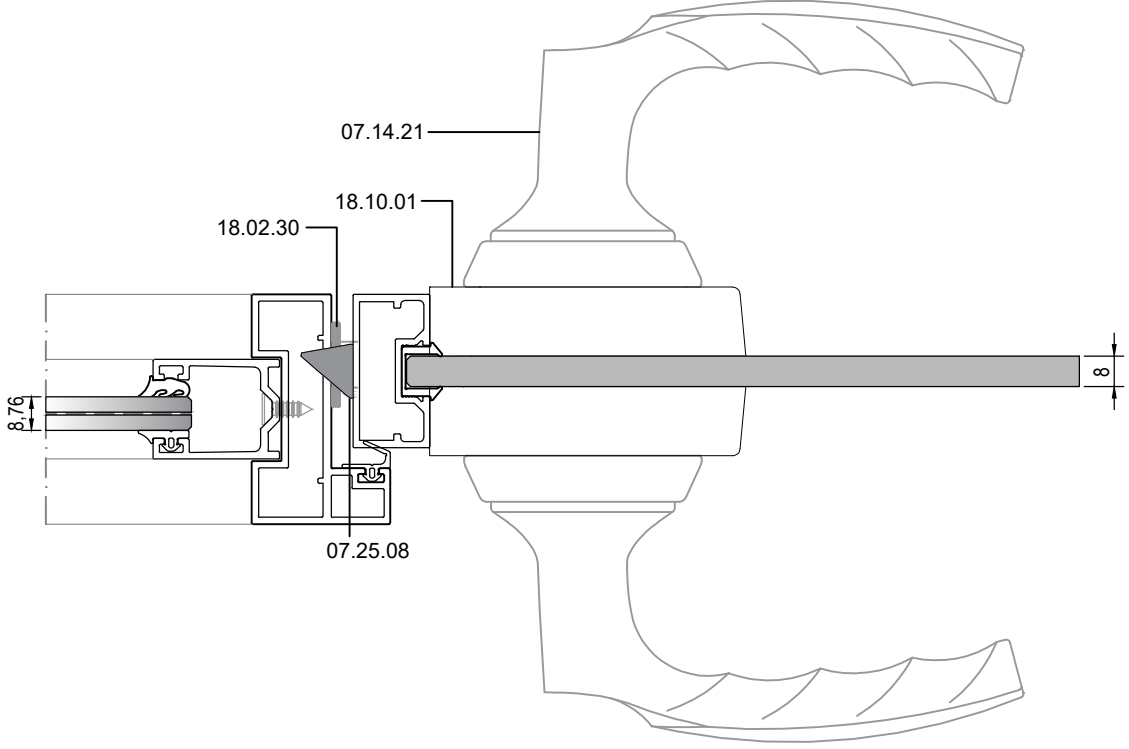
	<p><b>02.02.10</b> ÇİFT TARAFI YAPIŞKANLI BANT (8,76mm cam için 1,5mm x 6mm) DOUBLE SIDED ADHESIVE TAPE</p> <p>Malzeme / Material : BANT</p>				
	<p><b>02.02.11</b> ÇİFT TARAFI YAPIŞKANLI BANT (10mm -10,76mm cam için 1,5mm x 8mm) DOUBLE SIDED ADHESIVE TAPE</p> <p>Malzeme / Material : BANT</p>				
	<p><b>02.06.01</b> CAM FITİLİ 8-8,76mm cam için GASKET for 8-8,76 mm glass thickness</p> <p>Malzeme / Material : ŞEFFAF PVC TRANSPARENT PVC</p> <p>Paket / Package: 100 mt.</p>				
	<p><b>02.06.03</b> CAM FITİLİ 10-10,76mm cam için GASKET for 10-10,76 mm glass thickness</p> <p>Malzeme / Material : ŞEFFAF PVC TRANSPARENT PVC</p> <p>Paket / Package: 100 mt.</p>				
	<p><b>11.02.38</b> CAM TAKOZU GLASS SUPPORT</p> <p>Malzeme / Material : PVC</p>				
	<p><b>11.02.39</b> CAM TAKOZU GLASS SUPPORT</p> <p>Malzeme / Material : PVC</p>				










ALÜMİNYUM KASA AHŞAP KAPI DETAYI İÇİN / WOOD DOOR WITH ALUMINIUM FRAME DETAIL



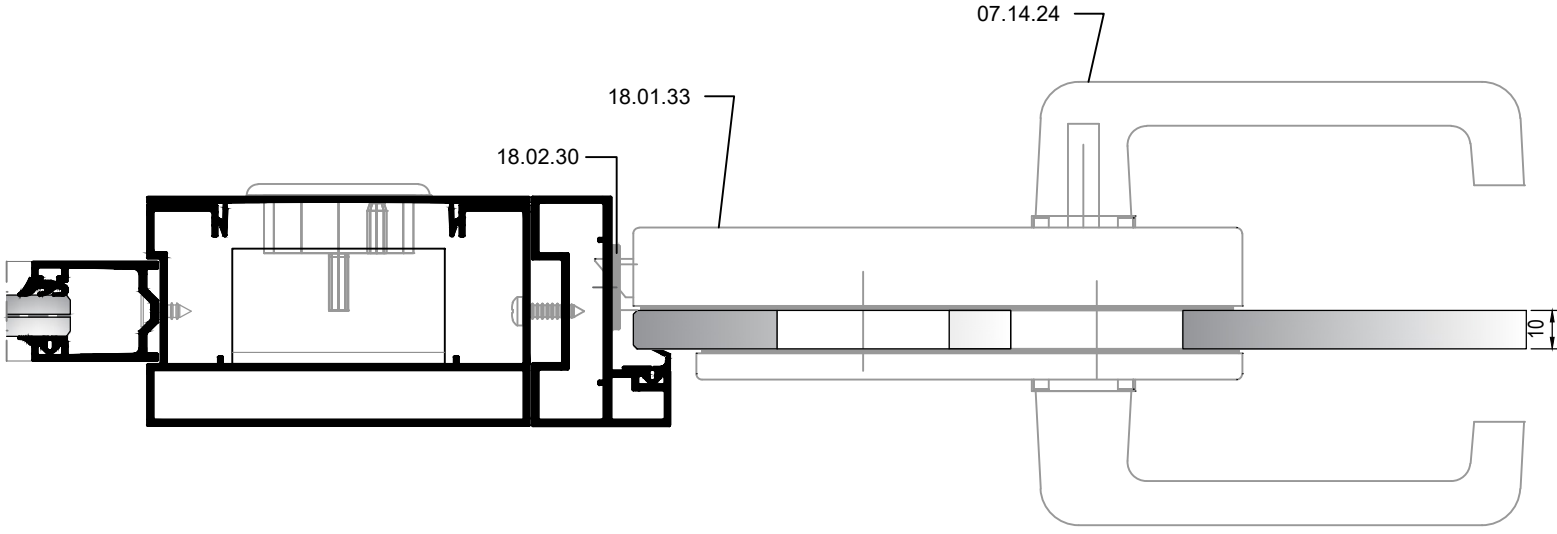
KOD CODE	AÇIKLAMA DESCRIPTION	ALTERNATİF 1 ALTERNATIVE 1	ALTERNATİF 2 ALTERNATIVE 2
 07.14.21	HOPPE ATLANTA KAPI KOLU HOPPE ATLANTA DOOR HANDLE	1	1
 07.25.08	HOPPE HCS DİL SETİ HOPPE MORTISE LOCKING SET	1	1
 18.02.30	HOPPE KASA KARŞILIĞI HOPPE STRIKER FOR FRAME	1	1
 18.04.28	HOPPE ÇİFTLİ KİLİT SİLİNDİRİ HOPPE DOUBLE LOCK CYLINDER	1	--
 18.04.29	HOPPE TEKLİ KİLİT SİLİNDİRİ HOPPE SINGLE LOCK CYLINDER	--	1
 18.04.30	HOPPE MANDAL HOPPE LATCH	--	1
 15.02.22	KAPI MENTEŞESİ HINGE FOR DOOR	3	3







ALÜMİNYUM KASA ALÜMİNYUM ÇERÇEVELİ CAM KAPI DETAYI İÇİN / GLASS DOOR WITH ALUMINIUM FRAME DETAIL







KOD CODE		AÇIKLAMA DESCRIPTION	ALTERNATİF 1 ALTERNATIVE 1	ALTERNATİF 2 ALTERNATIVE 2
	07.14.21	HOPPE ATLANTA KAPI KOLU HOPPE ATLANTA DOOR HANDLE	1	1
	07.25.08	HOPPE HCS DİL SETİ HOPPE MORTISE LOCKING SET	1	1
	18.02.30	HOPPE KASA KARŞILIĞI HOPPE STRIKER FOR FRAME	1	1
	18.10.01	HOPPE CAM KAPI ADAPTÖRÜ HOPPE ADAPTER FOR GLASS DOOR	1	1
	18.10.02	YERLİ CAM KAPI ADAPTÖRÜ ADAPTER FOR GLASS DOOR		
	18.04.28	HOPPE ÇİFTLİ KİLİT SİLİNDİRİ HOPPE DOUBLE LOCK CYLINDER	1	-
	18.04.29	HOPPE TEKLİ KİLİT SİLİNDİRİ HOPPE SINGLE LOCK CYLINDER	-	1
	18.04.30	HOPPE MANDAL HOPPE LATCH	-	1
	15.02.22	KAPI MENTEŞESİ HINGE FOR DOOR	3	3

ALÜMİNYUM KASA CAM KAPI DETAYI İÇİN / GLASS DOOR WITH ALUMINIUM FRAME DETAIL



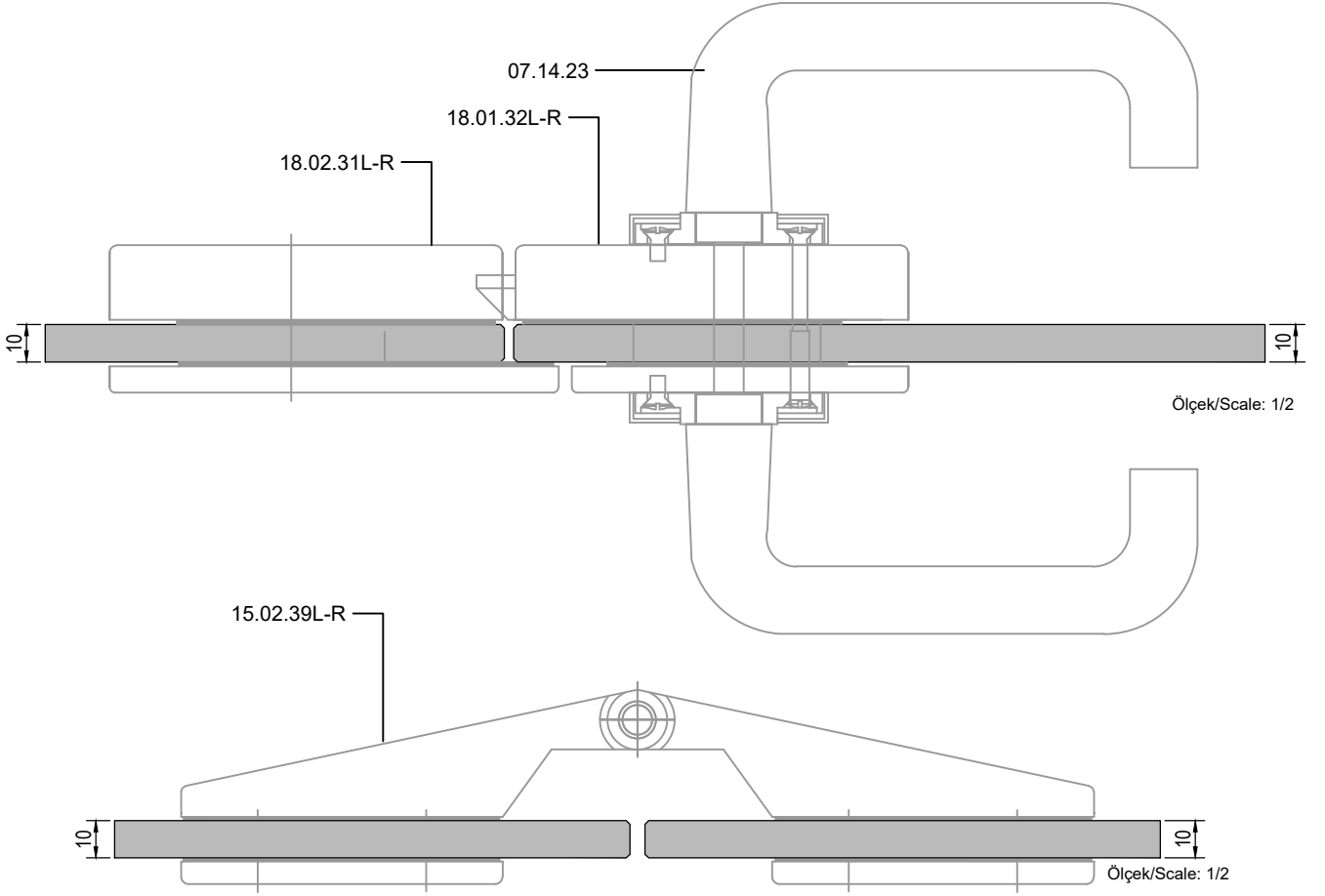
KOD CODE	AÇIKLAMA DESCRIPTION	ALTERNATİF 1 ALTERNATIVE 1	ALTERNATİF 2 ALTERNATIVE 2
 07.14.23 veya / or 07.14.24	DORMA JUNIOR OFFICE KAPI KOLU DORMA JUNIOR OFFICE DOOR HANDLE veya / or DORMA STUDIO RONDO KAPI KOLU DORMA STUDIO RONDO DOOR HANDLE	1	1
 18.01.32L veya / or 18.01.32R	DORMA JUNIOR OFFICE KİLİT GÖVDE-SOL DORMA JUNIOR OFFICE LOCK-LEFT veya / or DORMA JUNIOR OFFICE KİLİT GÖVDE-SAĞ DORMA JUNIOR OFFICE LOCK-RIGHT	1	--
 18.01.33	DORMA STUDIO RONDO KİLİT GÖVDE DORMA STUDIO RONDO LOCK	--	1
 15.02.38	DORMA JUNIOR OFFICE MENTEŞE DORMA JUNIOR OFFICE HINGE	3	3
 18.02.30	HOPPE KASA KARŞILIĞI HOPPE STRIKER FOR FRAME	1	1
 18.04.27 veya / or 18.04.07	DORMA BAREL 61mm DORMA CYLINDER 61mm veya / or KALE BAREL 62mm KALE CYLINDER 62mm	1	1

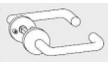



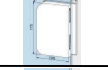





KOD CODE	AÇIKLAMA DESCRIPTION	ALTERNATİF 1 ALTERNATIVE 1	ALTERNATİF 2 ALTERNATIVE 2	TAŞIMA KAP. LOAD CAPACITY
 18.01.41	KAHE CAM KAPI KOLLU KİLİT-ELOKSALLI KAHE GLASS DOOR HANDLE LOCK-ANODIZING	1	--	
 15.02.46	KAHE CAM DUVAR YAYSIZ MENTEŞE KAHE GLASS TO WALL UNSPRUNG HINGE	3	--	30 kg
 18.01.42	KAHE CAM KAPI KOLLU KİLİT-INOX KAHE GLASS DOOR HANDLE LOCK-INOX	--	1	
 15.02.45	KAHE CAM DUVAR YAYSIZ MENTEŞE KAHE GLASS TO WALL UNSPRUNG HINGE	--	3	45 kg

\*\* 18.01.41 VE 18.01.42 KODLU KİLİTLERİN İÇERİSİNDE ALÜMİNYUM BAREL VE KARŞILIK MEVCUTTUR.




\*\* THE 18.01.41 AND 18.01.42 LOCKS CONTAIN ALUMINIUM CYLINDER AND STRIKER.

CAM - CAM KAPI DETAYI İÇİN / GLASS-TO-GLASS DOOR DETAIL







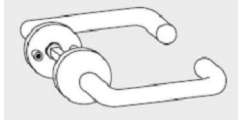
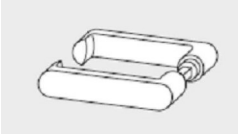





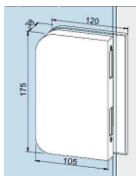
KOD CODE	AÇIKLAMA DESCRIPTION	ALTERNATİF 1 ALTERNATIVE 1	ALTERNATİF 2 ALTERNATIVE 2
 07.14.23	DORMA JUNIOR OFFICE KAPI KOLU DORMA JUNIOR OFFICE DOOR HANDLE	1	1
 18.01.32L veya / or	DORMA JUNIOR OFFICE KİLİT GÖVDE-SOL DORMA JUNIOR OFFICE LOCK-LEFT	1	--
 18.01.32R	DORMA JUNIOR OFFICE KİLİT GÖVDE-SAĞ DORMA JUNIOR OFFICE LOCK-RIGHT		1
 18.01.33	DORMA STUDIO RONDO KİLİT GÖVDE DORMA STUDIO RONDO LOCK	--	1
 18.02.31L	DORMA JUNIOR OFFICE KİLİT KARŞ. DORMA JUNIOR OFFICE LOCKING STRIKER	1	1
 18.02.31R	DORMA JUNIOR OFFICE KİLİT KARŞ. DORMA JUNIOR OFFICE LOCKING STRIKER	1	1
 15.02.39L veya / or	DORMA STUDIO RONDO MENTEŞE SOL DORMA STUDIO RONDO MENTEŞE HINGE	2	2
 15.02.39R	DORMA STUDIO RONDO MENTEŞE SAĞ DORMA STUDIO RONDO HINGE		
 18.04.27 veya / or	DORMA BAREL 61mm DORMA CYLINDER 61mm	1	1
 18.04.07	KALE BAREL 62mm KALE CYLINDER 62mm		

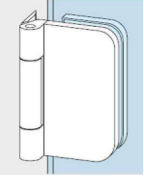

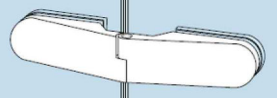
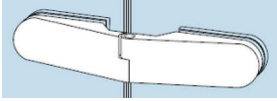
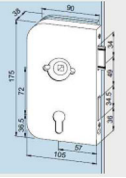
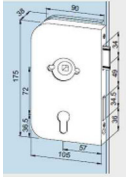
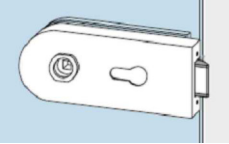
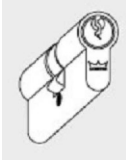
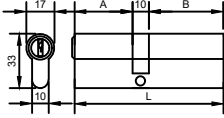
CAM - CAM KAPI DETAYI İÇİN / GLASS-TO-GLASS DOOR DETAIL

KOD CODE	AÇIKLAMA DESCRIPTION	ALTERNATİF 1 ALTERNATIVE 1	TAŞIMA KAP. LOAD CAPACITY
 18.01.42	KAHE CAM KAPI KOLLU KİLİT KAHE GLASS DOOR HANDLE LOCK	1	
 18.02.35	KAHE CAM KAPI BİNİLİ KARŞILIK KAHE GLASS DOOR LOCK PLATE	1	
 15.02.48	KAHE CAM CAMA YAYSIZ MENTEŞE KAHE GLASS TO GLASS UNSPRUNG HINGE	3	45 kg

\*\* 18.01.42 KODLU KİLİTİN İÇERİSİNDE ALÜMİNYUM BAREL VE KARŞILIK MEVCUTTUR.  
\*\* THE 18.01.42 LOCK CONTAINS ALUMINIUM CYLINDER AND STRIKER.

 <p><b>18.01.41</b> KAHE CAM KAPI KOLLU KİLİT KAHE GLASS DOOR HANDLE LOCK</p> <p>Renk / Colour : Elokssali / Anodizing Alüminyum barel ve karşılık dahildir.</p> <hr/> <p>18.01.41 kodlu kilitin içerisinde Alüminyum barel ve karşılık mevcuttur. The 18.01.41 lock contains Aluminium cylinder and striker.</p>	 <p><b>18.01.42</b> KAHE CAM KAPI KOLLU KİLİT KAHE GLASS DOOR HANDLE LOCK</p> <p>Renk / Colour : INOX</p> <hr/> <p>18.01.42 kodlu kilitin içerisinde Alüminyum barel ve karşılık mevcuttur. The 18.01.42 lock contains Aluminium cylinder and striker.</p>
 <p><b>15.02.46</b> KAHE CAM DUVAR YAYSIZ MENTEŞE KAHE GLASS TO WALL UNSPRUNG HINGE</p> <hr/>	 <p><b>15.02.45</b> KAHE CAM DUVAR YAYSIZ MENTEŞE KAHE GLASS TO WALL UNSPRUNG HINGE</p> <hr/>
 <p><b>15.02.48</b> KAHE CAM CAMA YAYSIZ MENTEŞE KAHE GLASS TO GLASS UNSPRUNG HINGE</p> <hr/>	 <p><b>18.02.35</b> KAHE CAM KAPI BİNİLİ KARŞILIK KAHE GLASS DOOR LOCK PLATE</p> <hr/>

 <p><b>07.14.21</b> HOPPE ATLANTA KAPI KOLU HOPPE ATLANTA DOOR HANDLE</p> <p>Renk / Colour : Siyah-Gri Black-Grey</p>	 <p><b>07.14.23</b> DORMA JUNIOR OFFICE KAPI KOLU DORMA JUNIOR OFFICE DOOR HANDLE</p> <p>Renk / Colour : Siyah-Gri Black-Grey</p>
 <p><b>07.14.24</b> DORMA STUDIO RONDO KAPI KOLU DORMA STUDIO RONDO DOOR HANDLE</p> <p>Renk / Colour : Siyah-Gri Black-Grey</p>	 <p><b>07.25.08</b> HOPPE HCS DİL SETİ HOPPE MORTISE LOCKING SET</p> <p>Renk / Colour : Paslanmaz çelik</p>
 <p><b>18.10.01</b> HOPPE CAM KAPI ADAPTÖRÜ HOPPE ADAPTER FOR GLASS DOOR</p>	 <p><b>18.10.02</b> YERLİ CAM KAPI ADAPTÖRÜ ADAPTER FOR GLASS DOOR</p>
 <p><b>18.04.28</b> HOPPE ÇİFTLİ KİLİT SİLİNDİRİ HOPPE DOUBLE LOCK CYLINDER</p>	 <p><b>18.02.30</b> HOPPE KASA KARŞILIĞI HOPPE STRIKER FOR FRAME</p>
 <p><b>18.04.29</b> HOPPE TEKLİ KİLİT SİLİNDİRİ HOPPE SINGLE LOCK CYLINDER</p> <p>18.04.30 KODLU MANDAL İLE BİRLİKTE KULLANILMALIDIR. 18.04.29 MUST BE USED TOGETHER WITH THE HOPPE LATCH (18.04.30).</p>	 <p><b>18.04.30</b> HOPPE MANDAL HOPPE LATCH</p> <p>18.04.29 KODLU SİLİNDİR İLE BİRLİKTE KULLANILMALIDIR. 18.04.30 MUST BE USED TOGETHER WITH THE HOPPE SINGLE LOCK CYLINDER(18.04.29).</p>
 <p><b>18.02.31L</b> DORMA JUNIOR OFFICE KİLİT KARŞILIĞI DORMA JUNIOR OFFICE LOCKING STRIKER</p>	 <p><b>18.02.31R</b> DORMA JUNIOR OFFICE KİLİT KARŞILIĞI DORMA JUNIOR OFFICE LOCKING STRIKER</p>

 <p><b>15.02.38</b> DORMA JUNIOR OFFICE MENTEŞE DORMA JUNIOR OFFICE HINGE</p> <p>Renk / Colour : Siyah-Gri Black-Grey</p> <hr/> <p>Kapı ağırlığı maks. 55 kg (Door weight max. 55 kg) Kanat genişliği maks. 1000 mm (Door sash width max. 1000 mm)</p>	 <p><b>15.02.22</b> KAPI MENTEŞESİ HINGE FOR DOOR</p> <hr/>						
 <p><b>15.02.39L</b> DORMA STUDIO RONDO MENTEŞE-SOL DORMA STUDIO RONDO HINGE-LEFT</p> <p>Renk / Colour : Siyah-Gri Black-Grey</p> <hr/> <p>Kapı ağırlığı maks.45 kg ve 2 adet menteşe kullanılmalı. (Should be used 2 for max 45 kg door.) 8 / 10 mm temperli cam kullanılabilir. (8/10mm tempered glass can be used.)</p>	 <p><b>15.02.39R</b> DORMA STUDIO RONDO MENTEŞE-SAĞ DORMA STUDIO RONDO HINGE-RIGHT</p> <p>Renk / Colour : Siyah-Gri Black-Grey</p> <hr/> <p>Kapı ağırlığı maks.45 kg ve 2 adet menteşe kullanılmalı. (Should be used 2 for max 45 kg door.) 8 / 10 mm temperli cam kullanılabilir. (8/10mm tempered glass can be used.)</p>						
 <p><b>18.01.32L</b> DORMA JUNIOR OFFICE KİLİT GÖVDE-SOL DORMA JUNIOR OFFICE LOCK-LEFT</p> <hr/>	 <p><b>18.01.32R</b> DORMA JUNIOR OFFICE KİLİT GÖVDE-SAĞ DORMA JUNIOR OFFICE LOCK-RIGHT</p> <hr/>						
 <p><b>18.01.33</b> DORMA STUDIO RONDO KİLİT GÖVDE DORMA STUDIO RONDO LOCK</p> <hr/>	 <p><b>18.04.27</b> DORMA BAREL DORMA CYLINDER</p> <p>61mm= 25,5 + 10 + 25,5mm</p> <hr/>						
<hr/>	 <p><b>18.04.07</b> KALE BAREL KALE CYLINDER</p> <table border="1" data-bbox="927 1644 1067 1697"> <thead> <tr> <th>A</th> <th>B</th> <th>L</th> </tr> </thead> <tbody> <tr> <td>26</td> <td>26</td> <td>62</td> </tr> </tbody> </table> <hr/>	A	B	L	26	26	62
A	B	L					
26	26	62					
<hr/>	<hr/>						


**MİMARİ KATALOG**  
ARCHITECTURAL CATALOGUE

Alüminyum Sürme Sistemleri  
Aluminium Sliding Systems

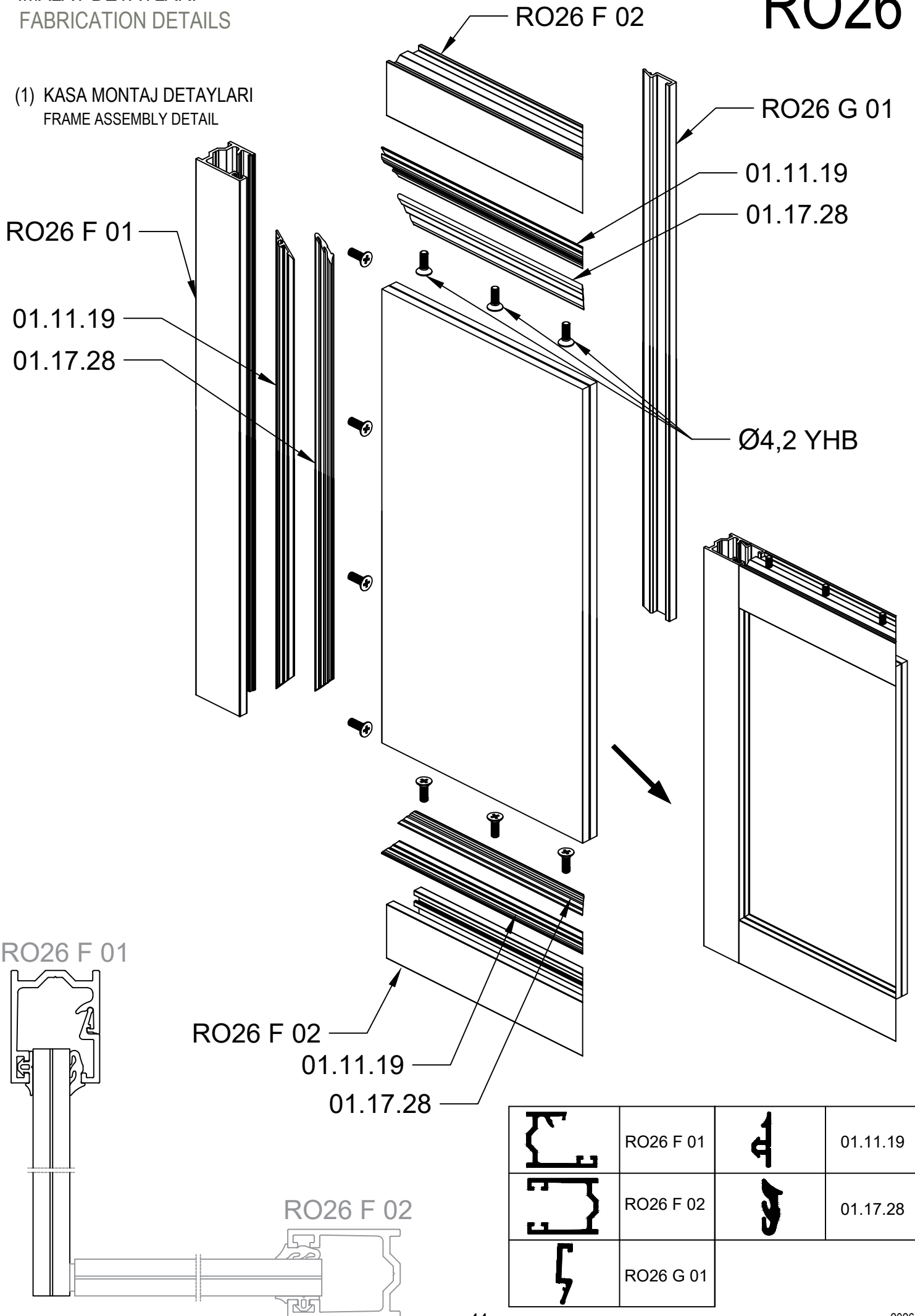
# RO26






**İMALAT DETAYLARI**

**FABRICATION DETAILS**

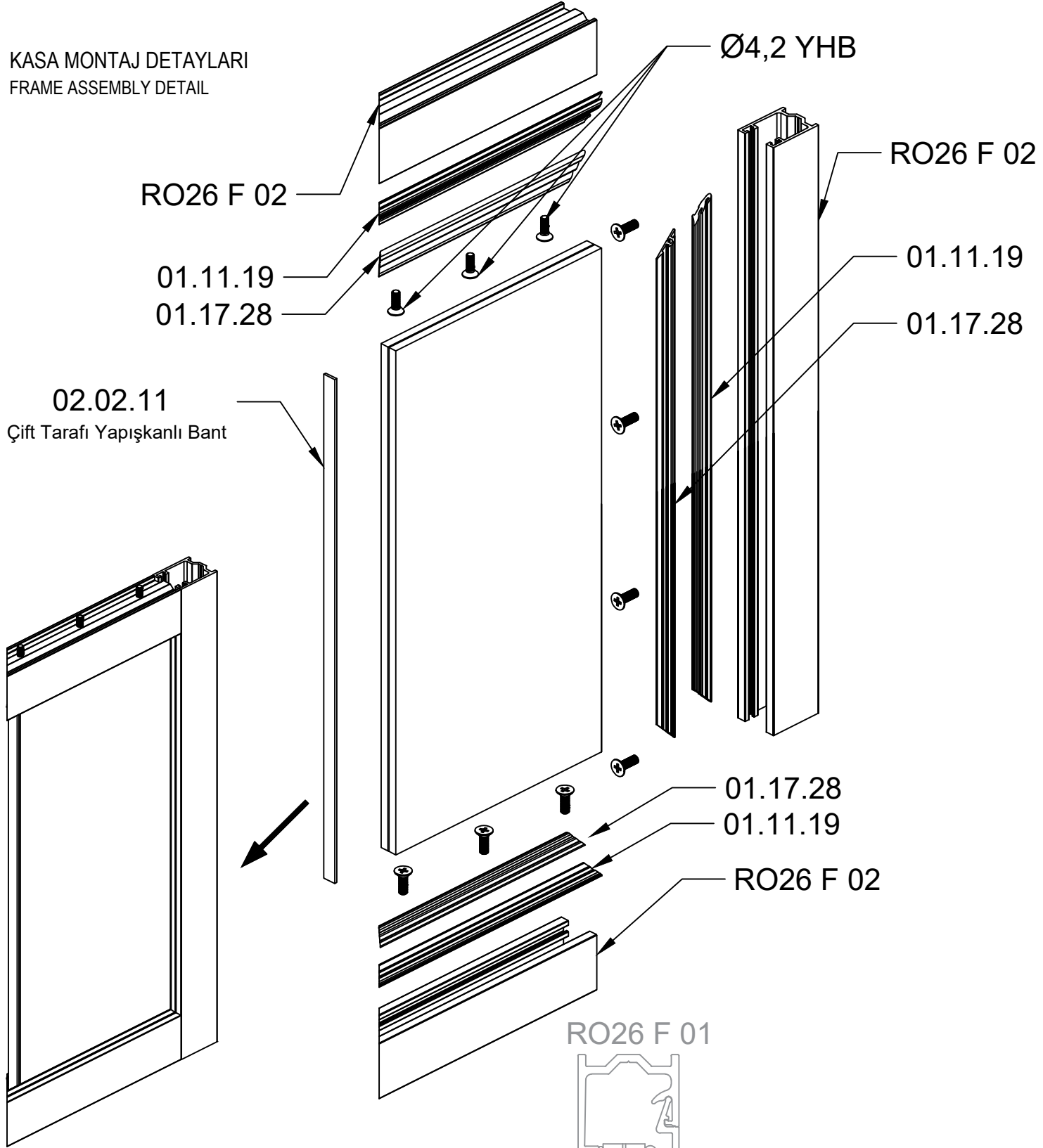






(1) KASA MONTAJ DETAYLARI  
FRAME ASSEMBLY DETAIL



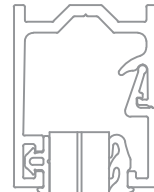
	RO26 F 01		01.11.19
	RO26 F 02		01.17.28
	RO26 G 01		

(2) KASA MONTAJ DETAYLARI  
FRAME ASSEMBLY DETAIL

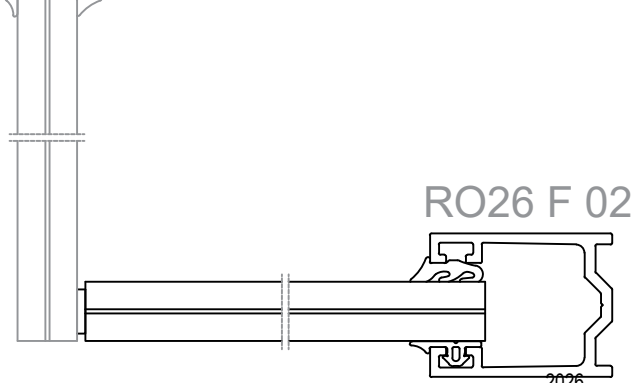


	RO26 F 02		02.02.11
	01.11.19		
	01.17.28		

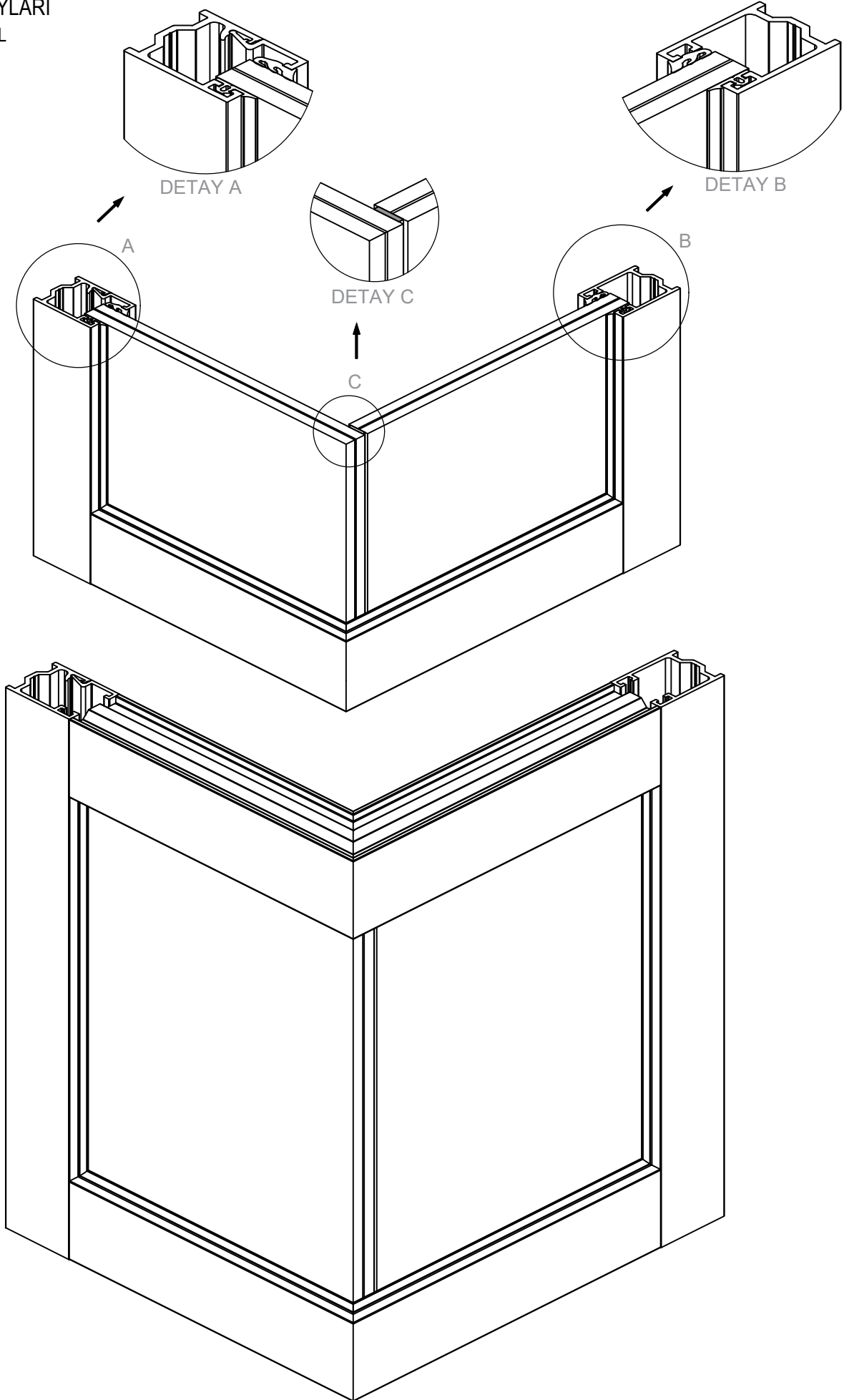
RO26 F 01



RO26 F 02



(3) MONTAJ DETAYLARI  
ASSEMBLY DETAIL





(5) CAM MONTAJ DETAYLARI  
GLASS ASSEMBLY DETAIL

