
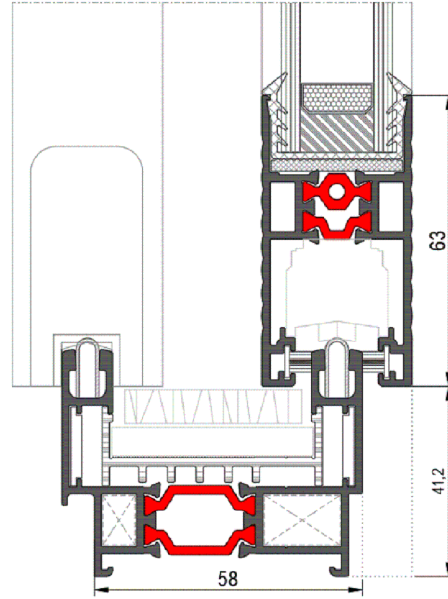



MİMARİ KATALOG
ARCHITECTURAL CATALOGUE

Alüminyum Sürme Sistemleri
Aluminium Sliding Systems



RST 58



TEKNİK ÖZELLİKLERİ / TECHNICAL PROPERTIES

KASA DERİNLİĞİ / <i>FRAME DEPTH</i>	min.65mm - max.149mm
KANAT DERİNLİĞİ / <i>VENT DEPTH</i>	min.32,51mm - max.84,7mm
PROFİL ET KALINLIĞI / <i>PROFILE WALL THICKNESS</i>	1,4 / 1,5 / 1,6 mm
CAM KALINLIĞI / <i>GLASS THICKNESS</i>	20 / 22/ 24 mm
ISI BARIYERLERİ / <i>THERMAL INSULATION BARS</i>	14,8 / 20 / 24 mm

KULLANIM SEÇENEKLERİ / APPLICATION ALTERNATIVES

	KAPI DOOR	PENCERE WINDOW
BASİT SÜRME / <i>SLIDING</i>	•	•
90° KANAT BİRLEŞİMİ / <i>90° VENT COMBINATION</i>	•	•
45° KANAT BİRLEŞİMİ / <i>45° VENT COMBINATION</i>	•	•
CAM ÇITALI KANAT / <i>VENT WITH GLAZING BEAD</i>	•	•
CAM ÇITASIZ KANAT / <i>VENT WITHOUT GLAZING BEAD</i>	•	•
3 RAYLI KASA / <i>3 RAILED FRAME</i>	•	•
SİNEKLİK / <i>INSECT SCREEN</i>	•	•
SABİTLE BİRLEŞİM / <i>COMBINATION WITH FIXED PART</i>	•	•

PERFORMANS DEĞERLERİ / PERFORMANCE VALUES

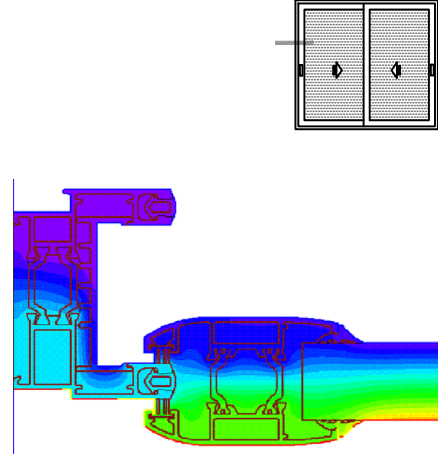
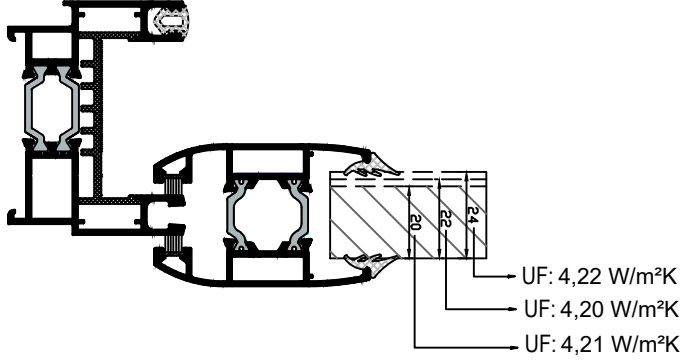
SİSTEM UF DEĞERİ - EN 10077-2
(*THERMAL INSULATION VALUE*)



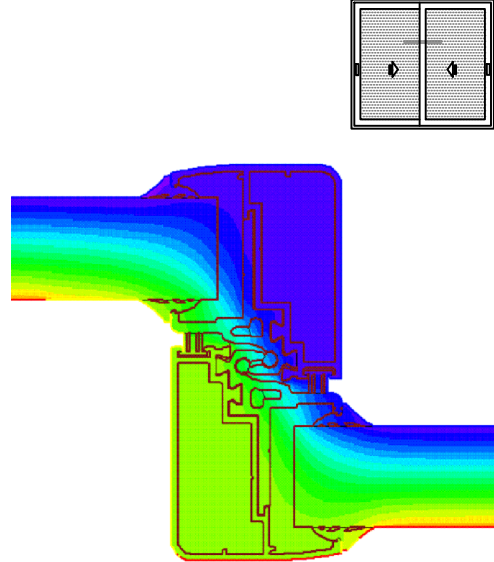
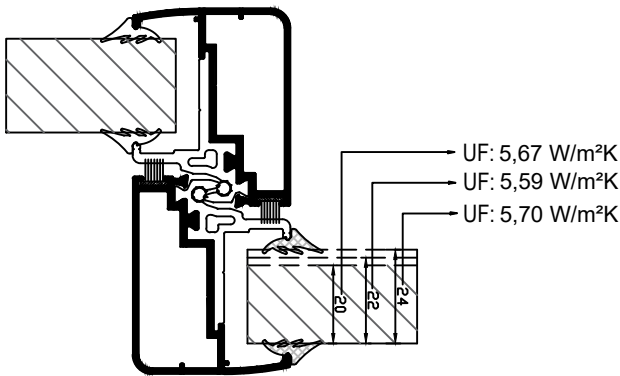
4,20~5,70 W/m²K

ISI YALITIM DEĞERLERİ (UF) / THERMAL INSULATION VALUE (UF):

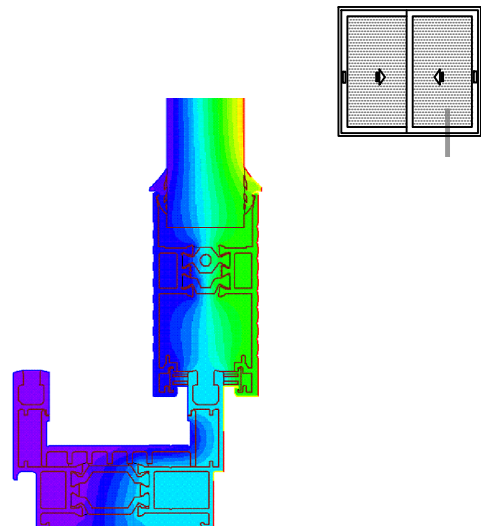
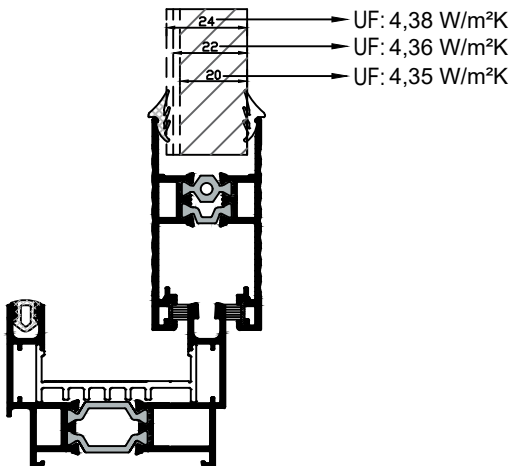
Cam Kalınlıkları (GLASS THICKNESS): 20 / 22 / 24 mm



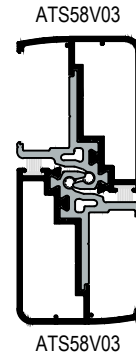
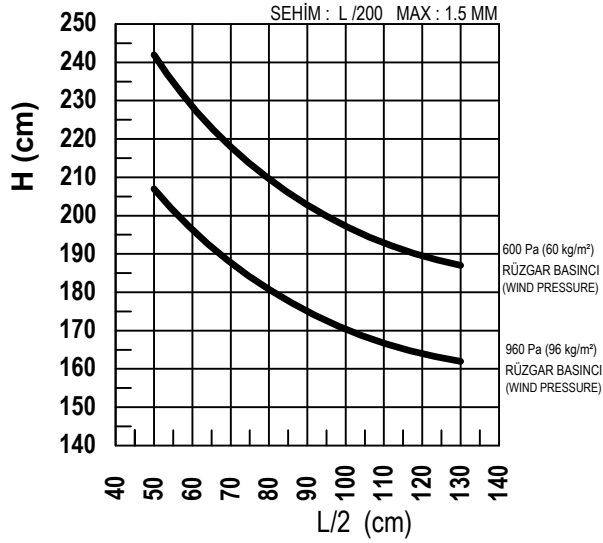
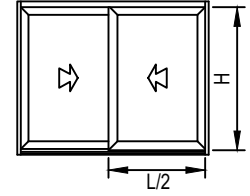
Cam Kalınlıkları (GLASS THICKNESS): 20 / 22 / 24 mm



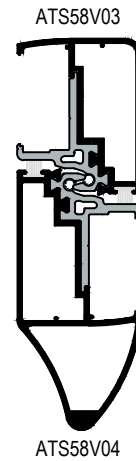
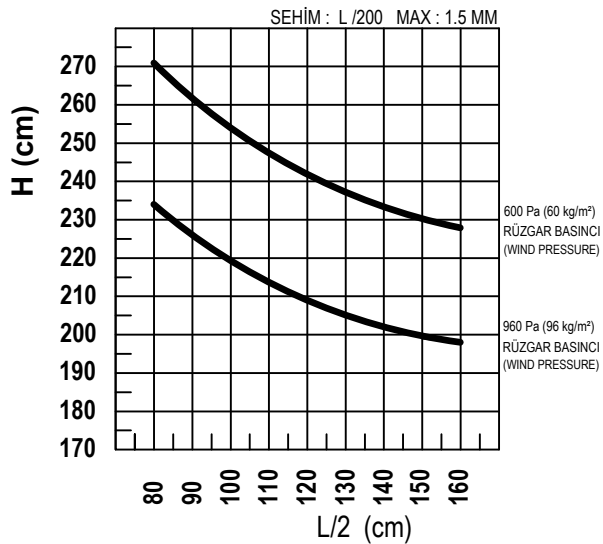
Cam Kalınlıkları (GLASS THICKNESS): 20 / 22 / 24 mm



RÜZGAR YÜKÜNE GÖRE KULLANIM LİMİTLERİ GRAFIĞI USAGE DIAGRAM FOR THE WIND LOAD



ATS58V03 Jx: 7,83 cm⁴
ATS58V03 Jx: 7,83 cm⁴
TOPLAM Jx: 15,66 cm⁴

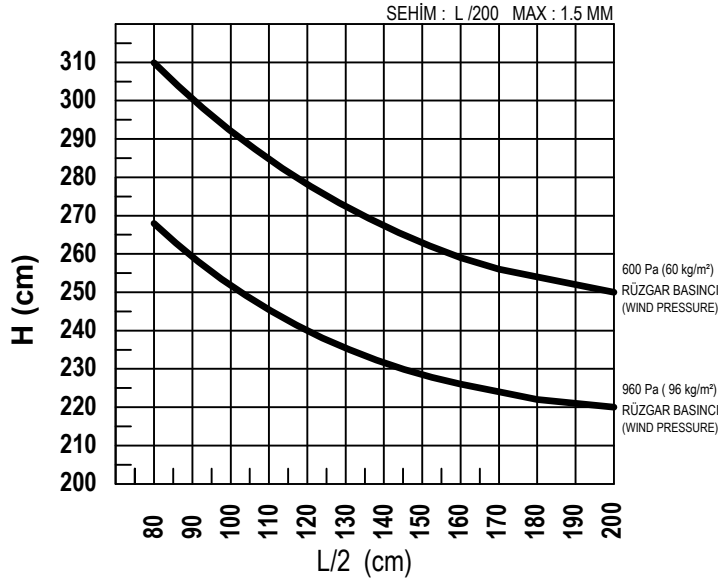
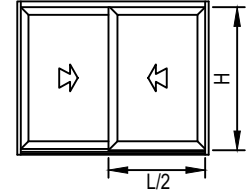


ATS58V03 Jx: 7,83 cm⁴
ATS58V04 Jx: 26,79 cm⁴
TOPLAM Jx: 34,62 cm⁴

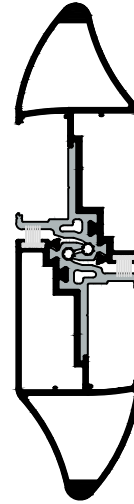
*Rüzgar yükü ve cam ebatlarına göre kullanılacak cam kombinasyonu için, cam tedarikçisinden onay alınmalıdır.
Approval should be obtained from a glass supplier for the glass combination to be used according to the wind load and glass dimensions.

*Kanat takozlama ve camlama tipi, açılım aksesuar ve rulman limitleri ayrıca kontrol edilmelidir.
Vent wedging and glazing types, as well as opening accessory and pulley limits must also be checked.

RÜZGAR YÜKÜNE GÖRE KULLANIM LİMİTLERİ GRAFIĞI USAGE DIAGRAM FOR THE WIND LOAD



ATS58V04



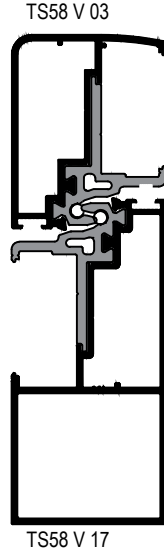
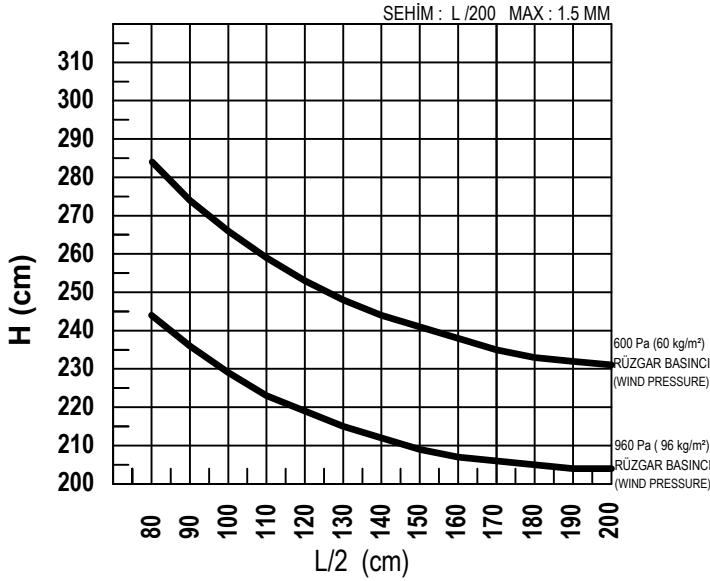
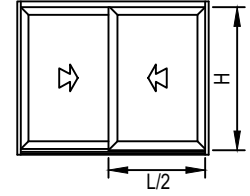
ATS58V04

ATS58V04 Jx: 26,79 cm⁴
ATS58V04 Jx: 26,79 cm⁴
TOPLAM Jx: 53,58 cm⁴

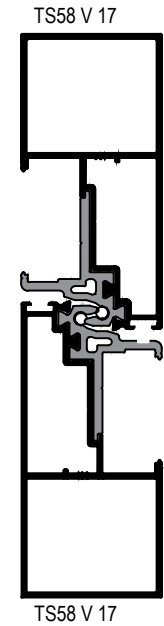
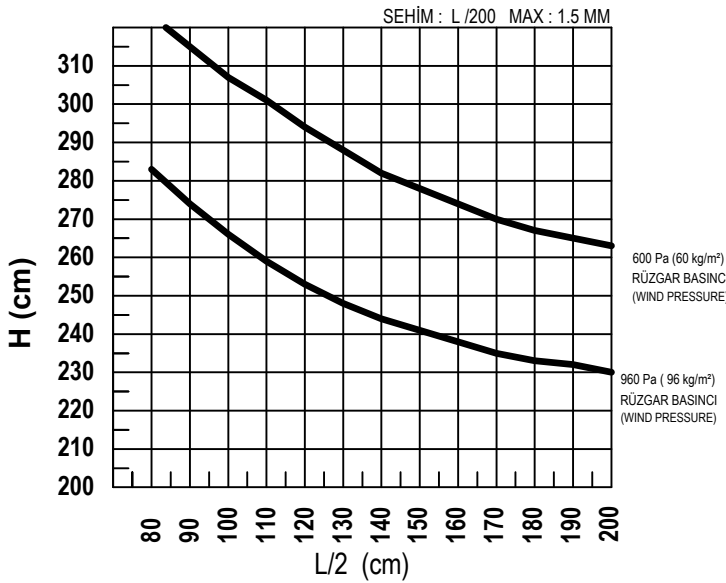
*Rüzgar yükü ve cam ebatlarına göre kullanılacak cam kombinasyonu için, cam tedarikçisinden onay alınmalıdır.
Approval should be obtained from a glass supplier for the glass combination to be used according to the wind load and glass dimensions.

*Kanat takozlama ve camlama tipi, açılım aksesuar ve rulman limitleri ayrıca kontrol edilmelidir.
Vent wedging and glazing types, as well as opening accessory and pulley limits must also be checked.

RÜZGAR YÜKÜNE GÖRE KULLANIM LİMİTLERİ GRAFIĞI USAGE DIAGRAM FOR THE WIND LOAD



TS58V03 Jx: 7,838 cm⁴
TS58V17 Jx: 31,972 cm⁴
TOPLAM Jx: 39,81 cm⁴

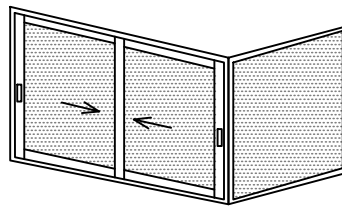
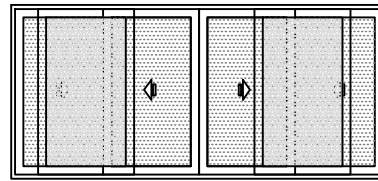
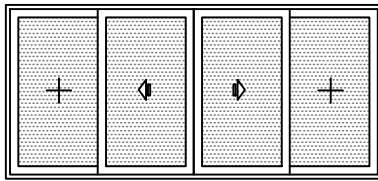
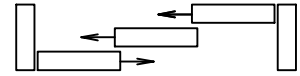
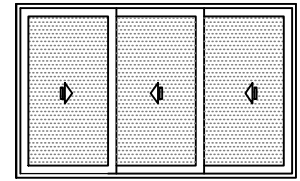
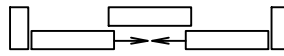
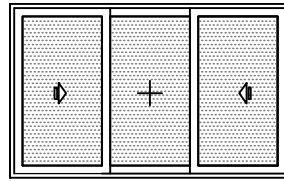
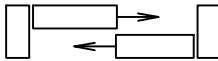
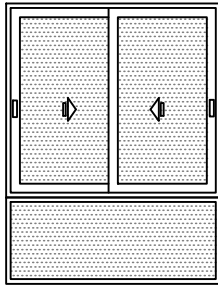
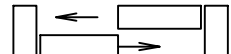
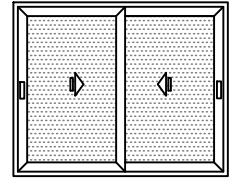
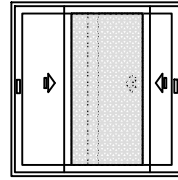
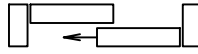
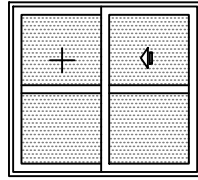
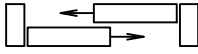
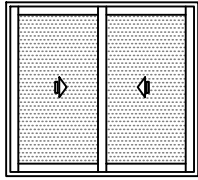


TS58V17 Jx: 31,972 cm⁴
TS58V17 Jx: 31,972 cm⁴
TOPLAM Jx: 63,944 cm⁴

*Rüzgar yükü ve cam ebatlarına göre kullanılacak cam kombinasyonu için, cam tedarikçisinden onay alınmalıdır.
Approval should be obtained from a glass supplier for the glass combination to be used according to the wind load and glass dimensions.

*Kanat takozlama ve camlama tipi, açılım aksesuar ve rulman limitleri ayrıca kontrol edilmelidir.
Vent wedging and glazing types, as well as opening accessory and pulley limits must also be checked.

SİSTEM TİPOLOJİSİ SYSTEM TYPOLOGY




MİMARİ KATALOG
ARCHITECTURAL CATALOGUE

Alüminyum Sürme Sistemleri
Aluminium Sliding Systems

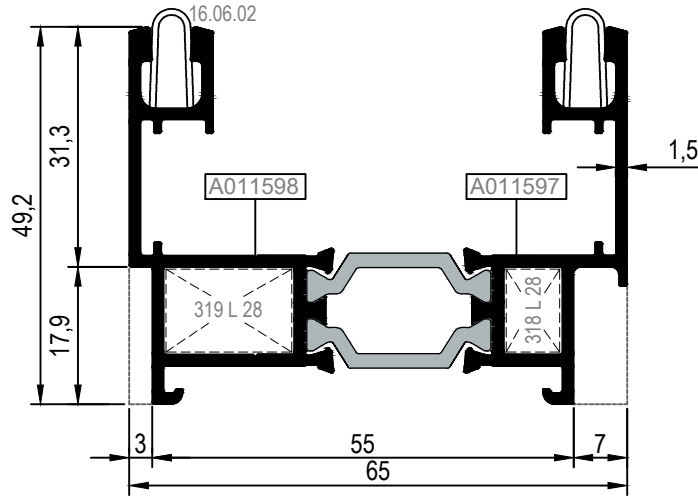
RST58

PROFİLLER

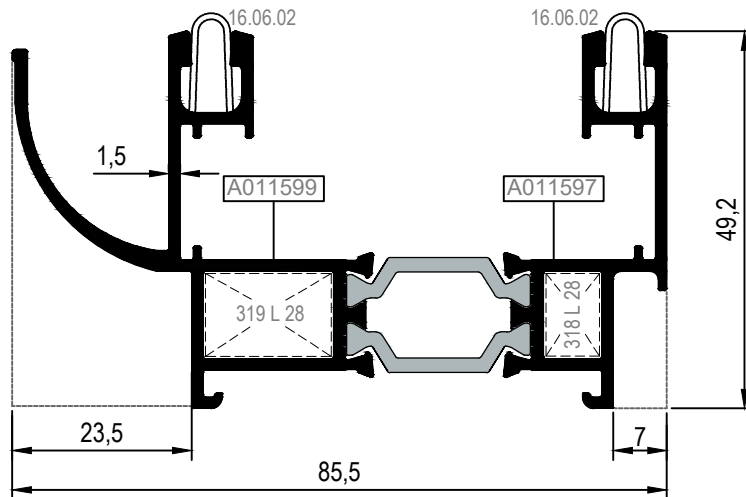
PROFILES



KOD / CODE	AĞIRLIK (kg/m) / WEIGHT	Jxx cm ⁴	Jyy cm ⁴	L m	
ATS58F01	1,338	20,707	9,398	6	
ATS58F02	1,517	30,033	10,135	6	

ATS58F01



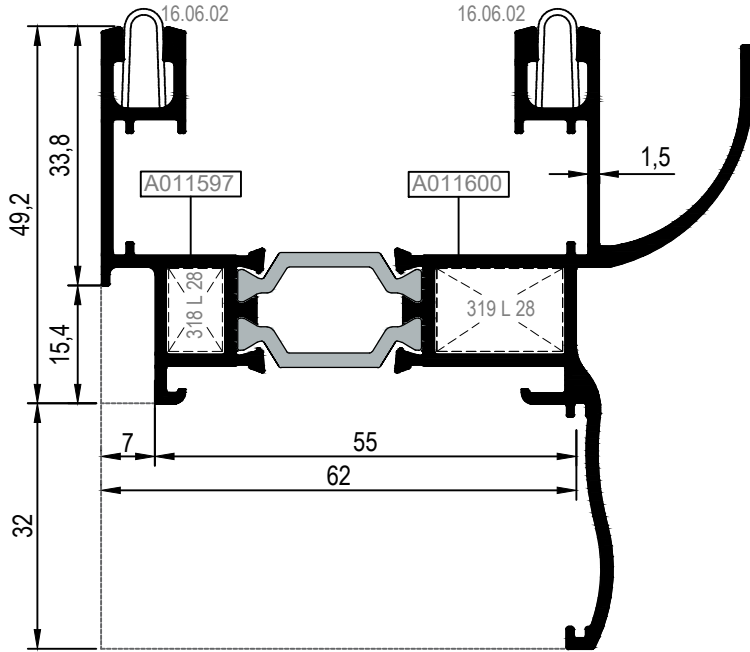
ATS58F02



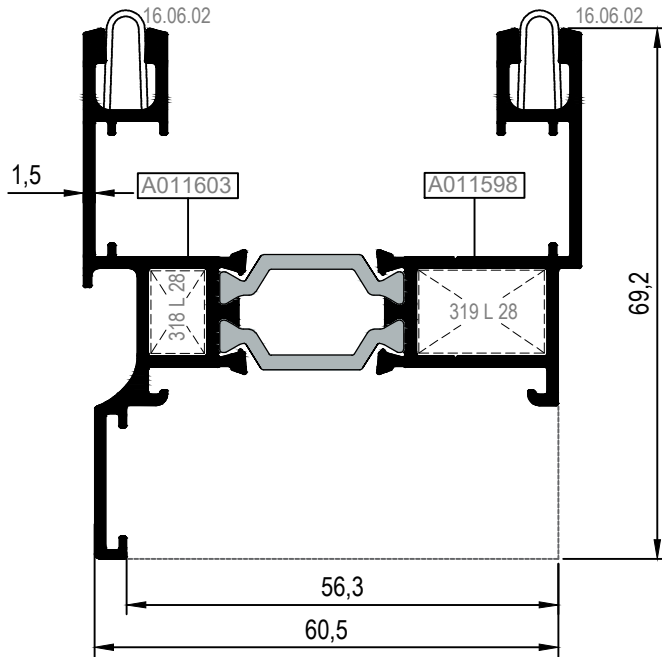
Nr		 L m	KESİM ÖLÇÜSÜ CUTTING SIZE	 AKS. KODU ACS. CODE
	A011598	25L28(A010542)	16,7 mm	319 L 28
ATS58F02	A011597	25L28(A010542)	7,3 mm	318 L 28
	A011599	25L28(A010542)	16,7 mm	319 L 28

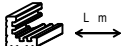

KOD / CODE	AĞIRLIK (kg/m) / WEIGHT	Jxx cm ⁴	Jyy cm ⁴	L m	
ATS58F03	1,724	33,384	19,971	6	
ATS58F08	1,471	23,794	13,848	6	


ATS58F03



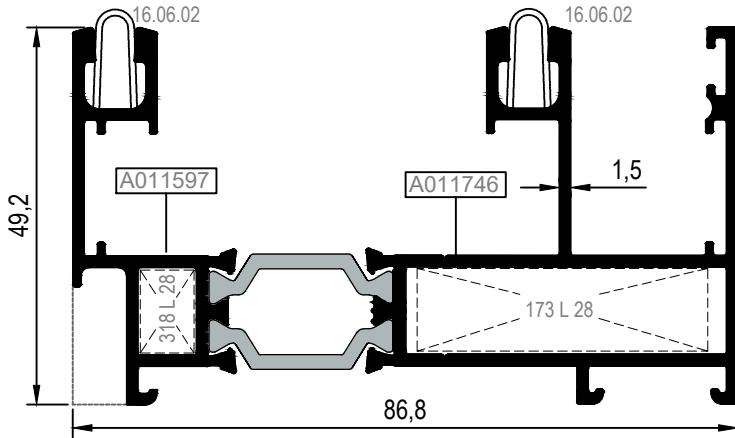
ATS58F08



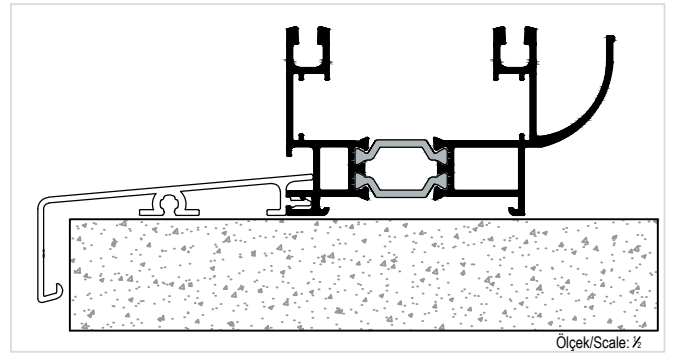
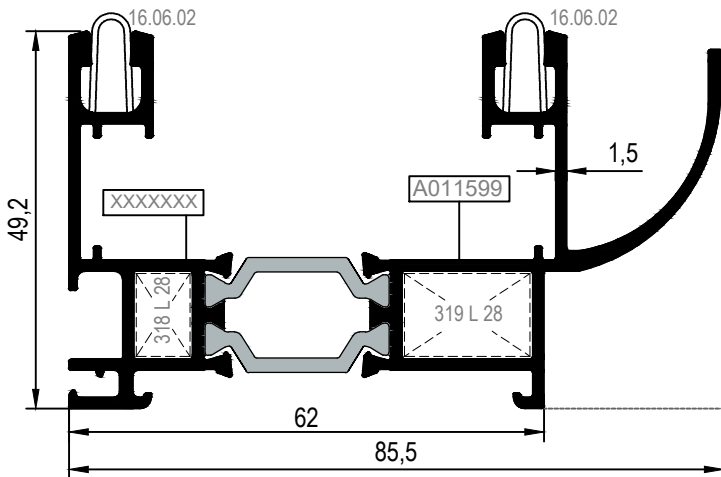
Nr		 L m	KESİM ÖLÇÜSÜ CUTTING SIZE	 AKS. KODU ACS. CODE
ATS58F03	A011597	25L28(A010542)	7,3 mm	318 L 28
	A011600	25L28(A010542)	16,7 mm	319 L 28
ATS58F08	A011603	25L28(A010542)	7,3 mm	318 L 28
	A011598	25L28(A010542)	16,7 mm	319 L 28

KOD / CODE	AĞIRLIK (kg/m) / WEIGHT	Jxx cm ⁴	Jyy cm ⁴	L m	
ATS58F09	1,643	-----	-----	6	
ATS58F10	1,687	39,923	12,394	6	



ATS58F10



**ATS58F09

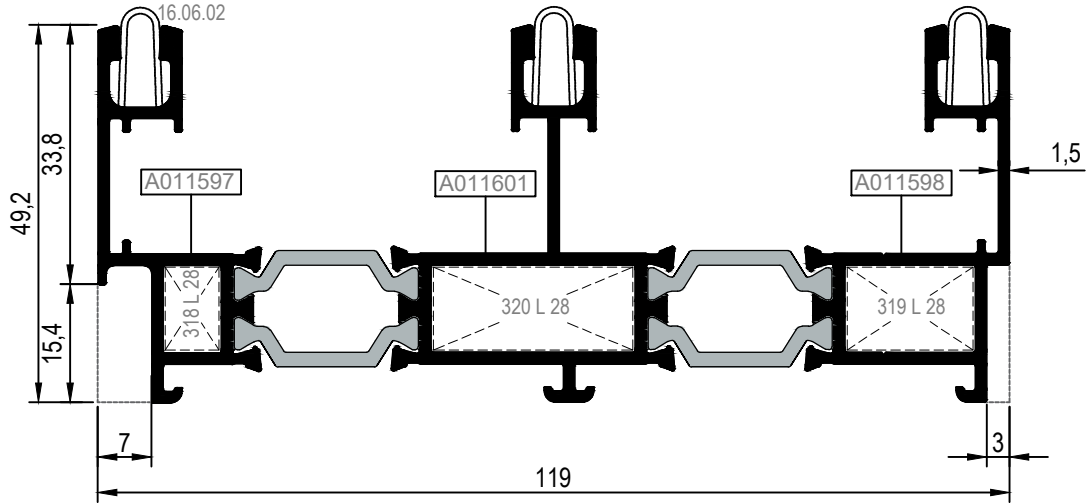


**Kalıp aktif değildir. Sipariş üzerine yapılacaktır.
The die is not active. It will be produced by order.

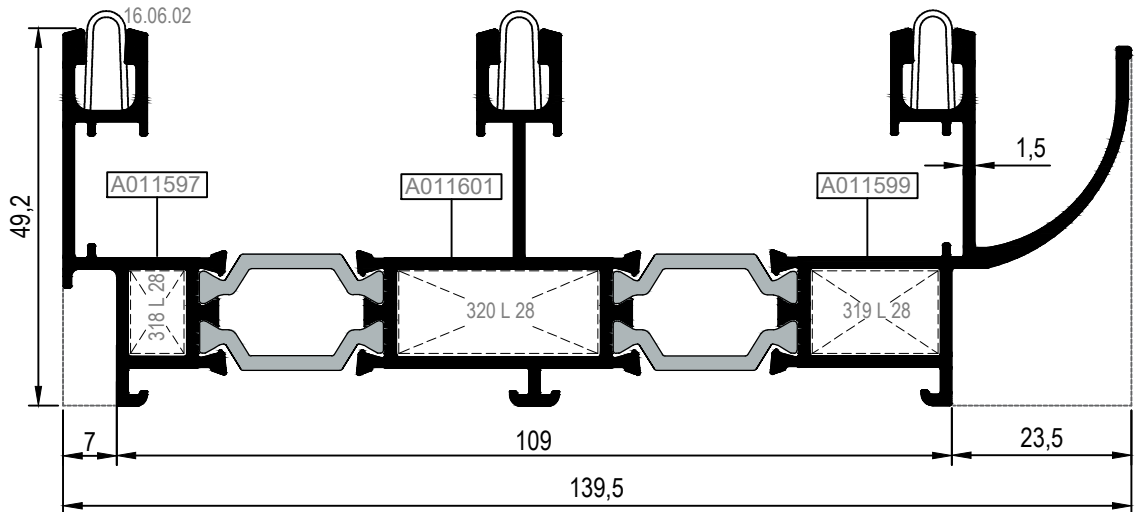
Nr	 L m	KESİM ÖLÇÜSÜ CUTTING SIZE	 AKS. KODU ACS. CODE
ATS58F09	-----	25L28(A010542)	318 L 28
	A011599	25L28(A010542)	319 L 28
ATS58F10	A011597	25L28(A010542)	318 L 28
	A011746	25L28(A010542)	173 L 28

KOD / CODE	AĞIRLIK (kg/m) / WEIGHT	Jxx cm ⁴	Jyy cm ⁴	L m	
ATS58F04	2,247	92,010	15,197	6	
ATS58F05	2,426	117,022	16,029	6	

ATS58F04



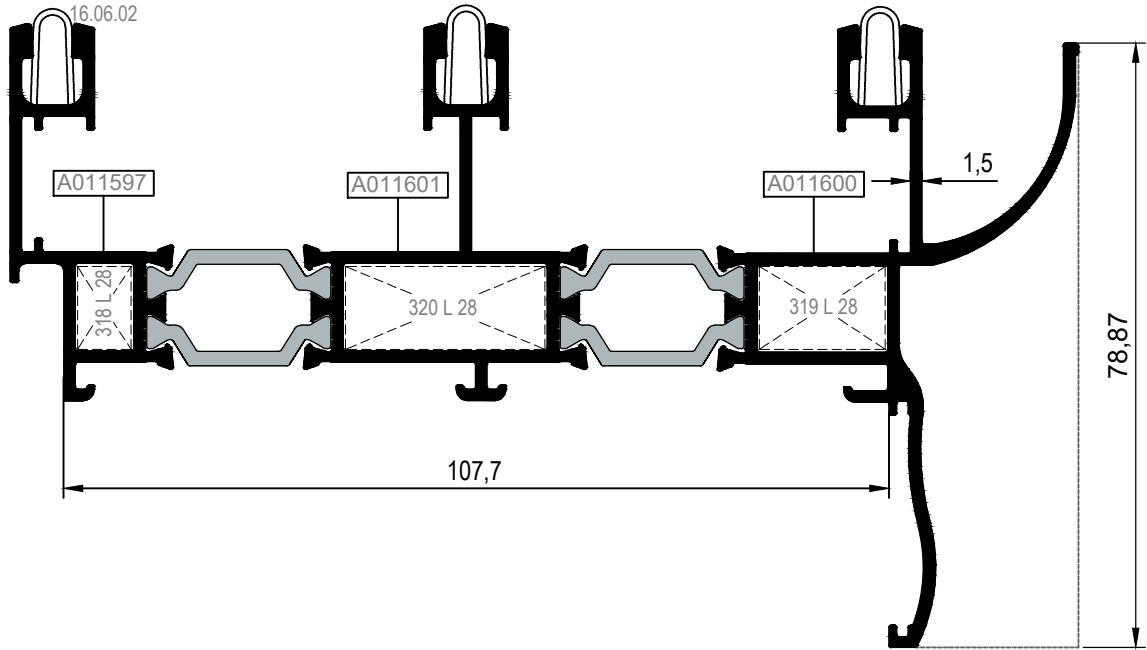
ATS58F05



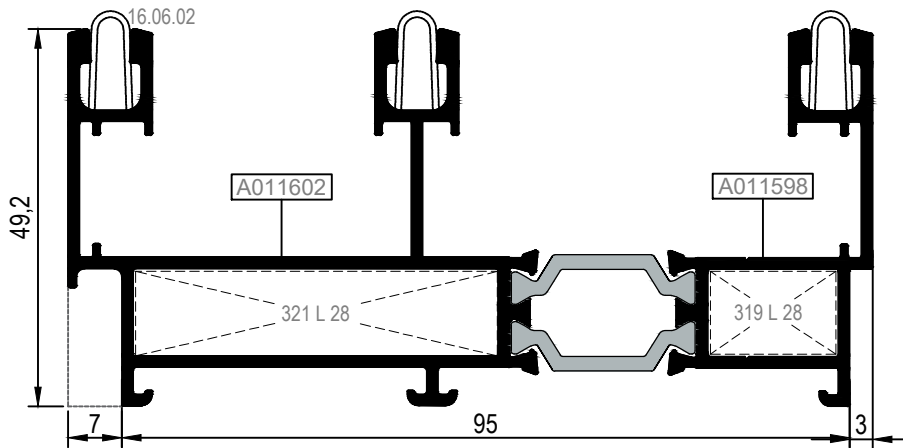
Nr	L m	KESİM ÖLÇÜSÜ CUTTING SIZE	AKS. KODU ACS. CODE	
ATS58F04	A011597	25L28(A010542)	7,3 mm	318 L 28
	A011598	25L28(A010542)	16,7 mm	319 L 28
	A011601	25L28(A010542)	26,3 mm	320 L 28
ATS58F05	A011597	25L28(A010542)	7,3 mm	318 L 28
	A011599	25L28(A010542)	16,7 mm	319 L 28
	A011601	25L28(A010542)	26,3 mm	320 L 28



KOD / CODE	AĞIRLIK (kg/m) / WEIGHT	Jxx cm ⁴	Jyy cm ⁴	L m	
ATS58F06	2,633	131,987	25,673	6	
ATS58F07	1,952	67,098	14,646	6	

ATS58F06



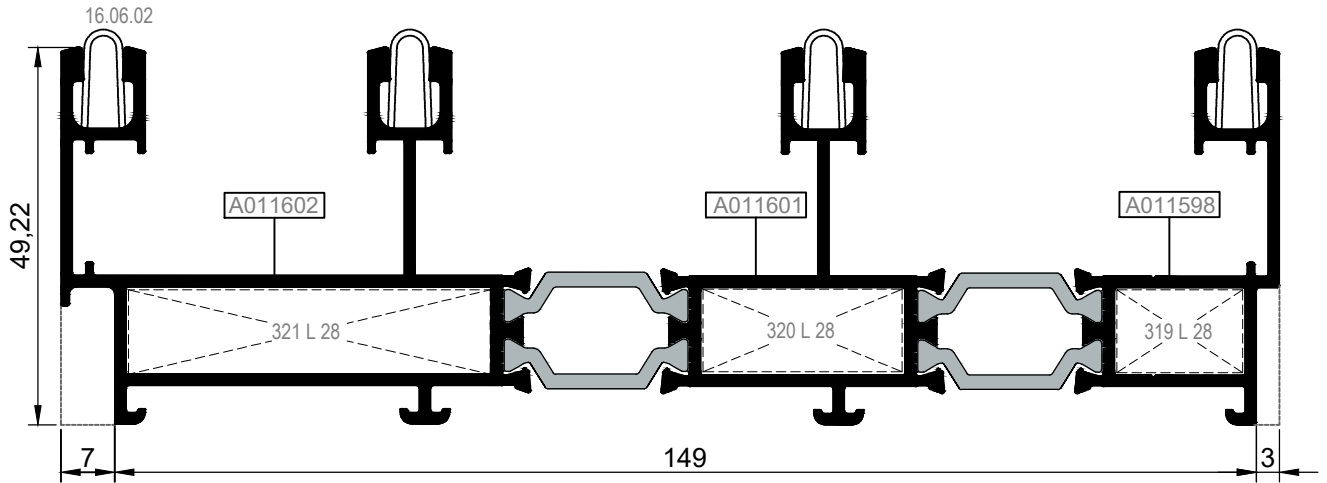
ATS58F07
Sineklik Kanadı İçin Kasa



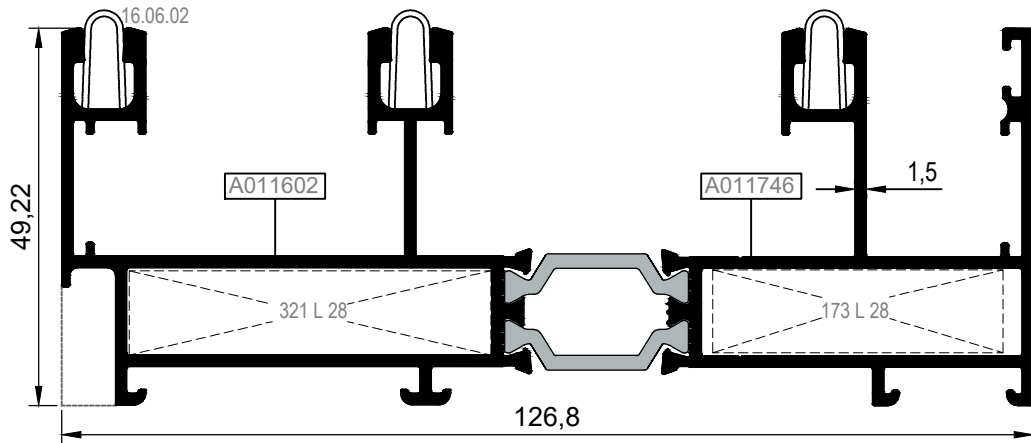
Nr		 L m	KESİM ÖLÇÜSÜ CUTTING SIZE	 AKS. KODU ACS. CODE
ATS58F06	A011597	25L28(A010542)	7,3 mm	318 L 28
	A011600	25L28(A010542)	16,7 mm	319 L 28
	A011601	25L28(A010542)	26,3 mm	320 L 28
ATS58F07	A011598	25L28(A010542)	16,7 mm	319 L 28
	A011602	25L28(A010542)	47,3 mm	321 L 28

KOD / CODE	AĞIRLIK (kg/m) / WEIGHT	Jxx cm ⁴	Jyy cm ⁴	L m	
ATS58F11	2,861	193,499	20,406	6	
ATS58F12	2,323	107,357	17,638	6	

ATS58F11
Sineklik Kanadı İçin Kasa



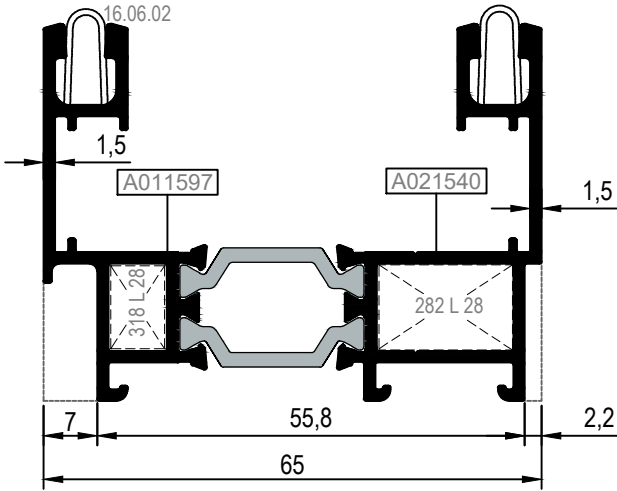
ATS58F12
Sineklik Kanadı İçin Kasa



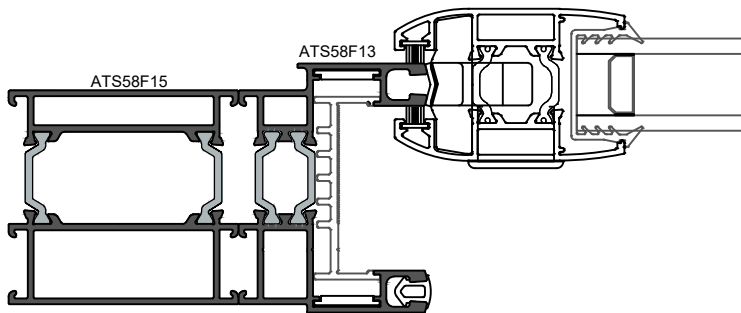
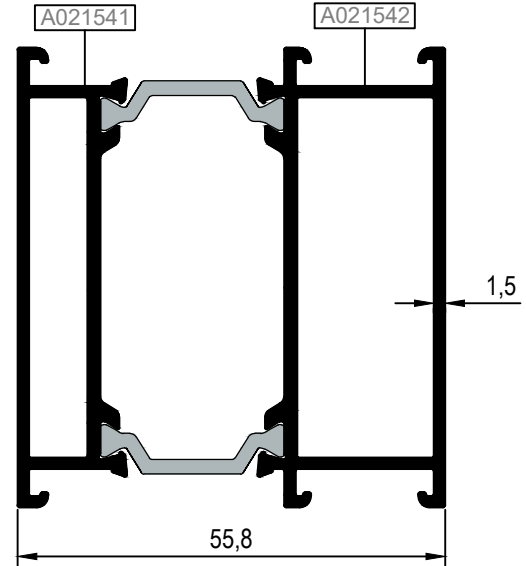
Nr		L m	KESİM ÖLÇÜSÜ CUTTING SIZE	AKS. KODU ACS. CODE
ATS58F11	A011602	25L28(A010542)	47,3 mm	321 L 28
	A011601	25L28(A010542)	26,3 mm	320 L 28
	A011598	25L28(A010542)	16,7 mm	319 L 28
ATS58F12	A011602	25L28(A010542)	47,3 mm	321 L 28
	A011746	25L28(A010542)	37,9 mm	173 L 28

KOD / CODE	AĞIRLIK (kg/m) / WEIGHT	Jxx cm ⁴	Jyy cm ⁴	L m	
ATS58F13	1,367	19,65	9,8	6	
ATS58F15	1,548	15,8	18,7	6	

ATS58F13



ATS58F15

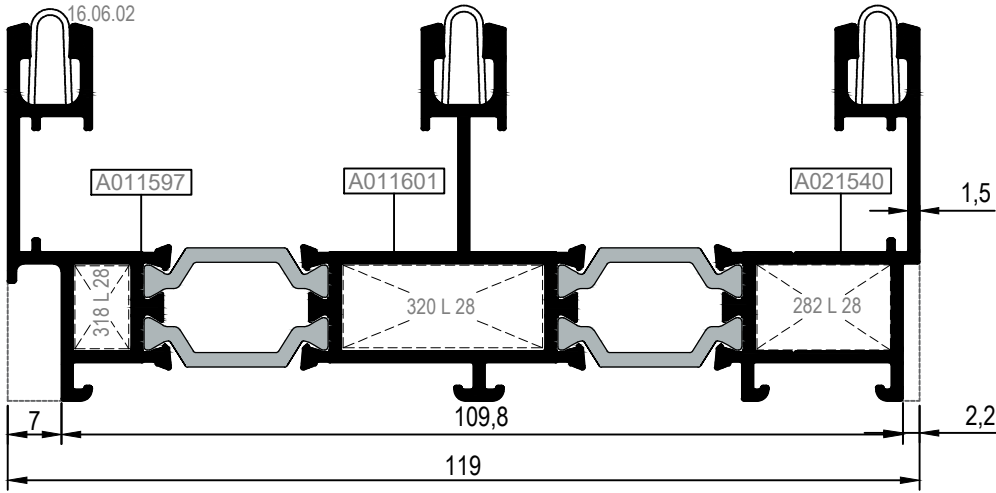


Ölçek/Scale: 1/2

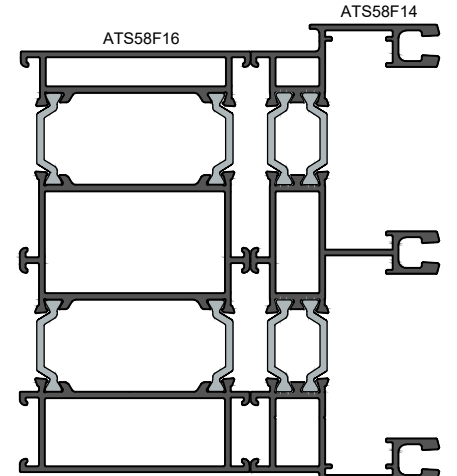
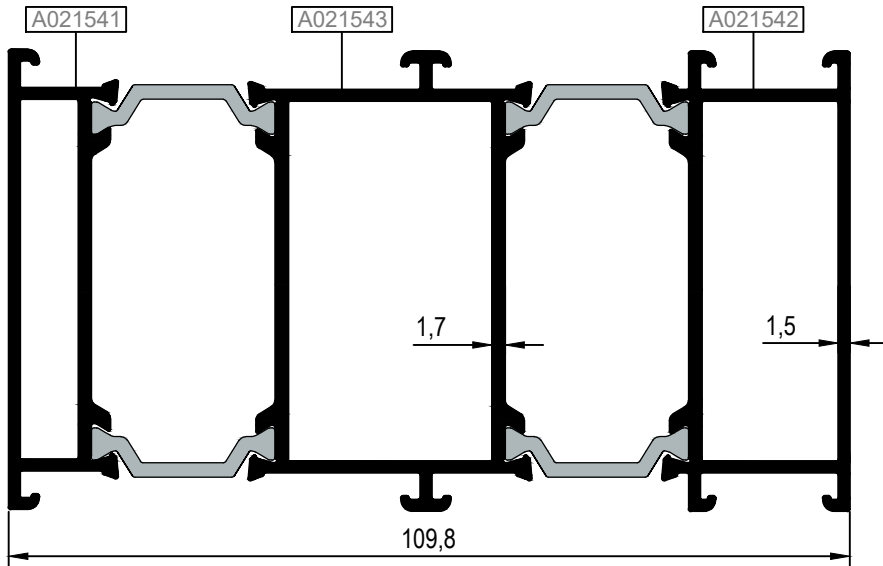
ATS58F13	A011597 A021540		KESİM ÖLÇÜSÜ CUTTING SIZE	AKS. KODU ACS. CODE
			25L28(A010542)	7,3 mm
		25L28(A010542)	17,4 mm	282 L 28

KOD / CODE	AĞIRLIK (kg/m) / WEIGHT	Jxx cm ⁴	Jyy cm ⁴	L m	
ATS58F14	2,276	87,6	15,6	6	
ATS58F16	2,605	87,225	31,8	6	



ATS58F14



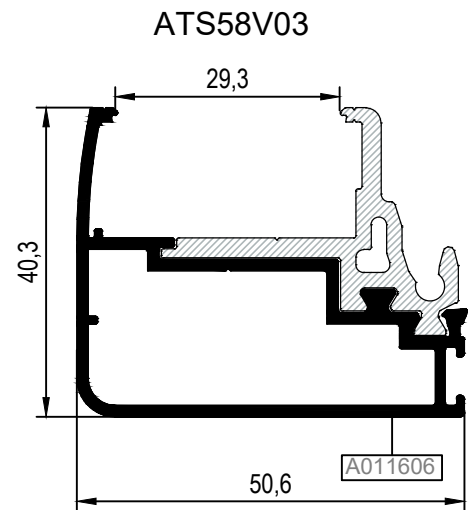
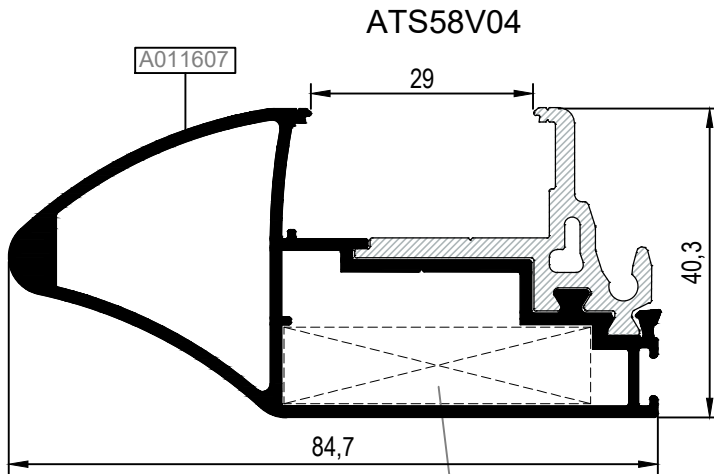
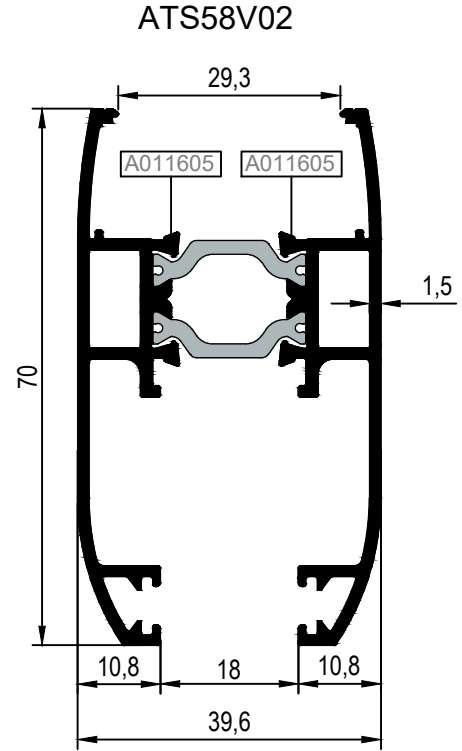
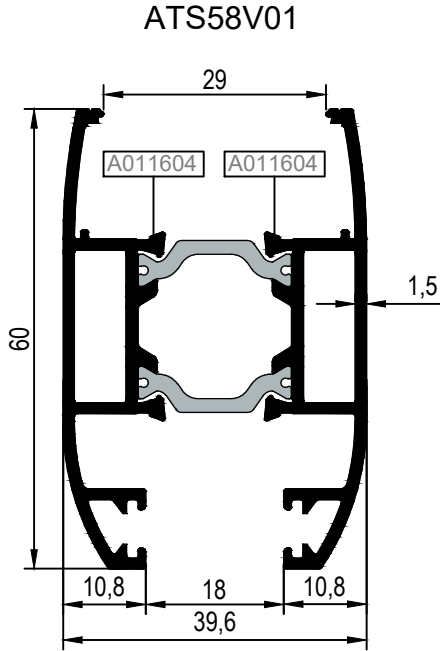
ATS58F16



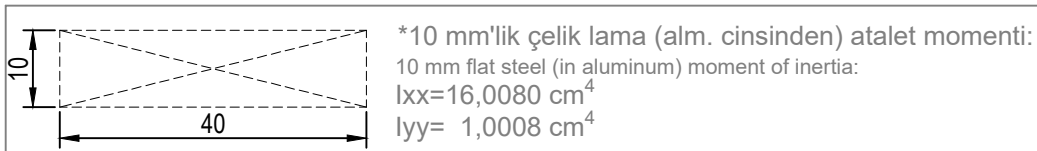
Ölçek/Scale: 1/2

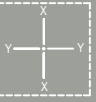
Nr		 L m	KESİM ÖLÇÜSÜ CUTTING SIZE	 AKS. KODU ACS. CODE
ATS58F14	A011597	25L28(A010542)	47,3 mm	321 L 28
	A011601	25L28(A010542)	17,4 mm	282 L 28
	A021540	25L28(A010542)	16,7 mm	319 L 28

KOD / CODE	AĞIRLIK (kg/m) / WEIGHT	Jxx cm ⁴	Jyy cm ⁴	L m	
ATS58V01	1,218	7,282	9,920	6	
ATS58V02	1,290	8,112	15,440	6	
ATS58V03	1,001	7,838	3,041	6	
ATS58V04	1,425	26,799	5,616	6	

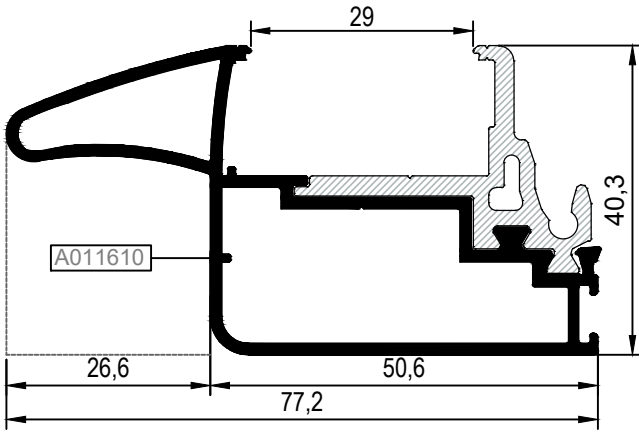


* Statiği arttırmak amacı ile profilin içerisine 10 mm'lik çelik lama konulabilir.
In order to increase the static, 10 mm flat steel can be inserted into the profile.

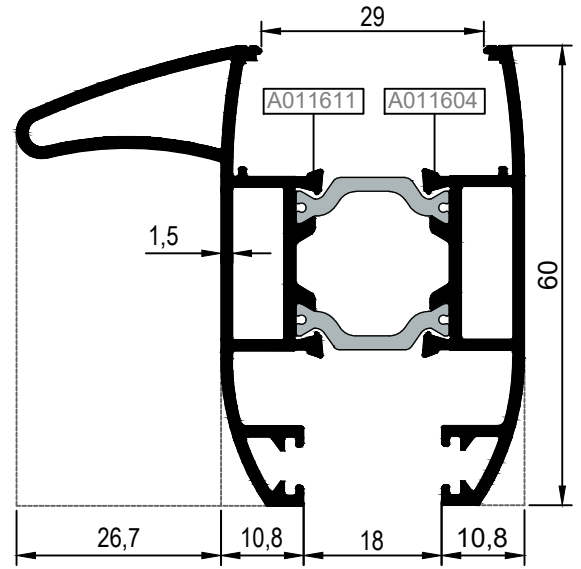


KOD / CODE	AĞIRLIK (kg/m) / WEIGHT	Jxx cm ⁴	Jyy cm ⁴	L m	
ATS58V07	1,238	16,568	5,288	6	
ATS58V08	1,455	13,995	13,842	6	
ATS58V17	1,443	6,934	31,972		

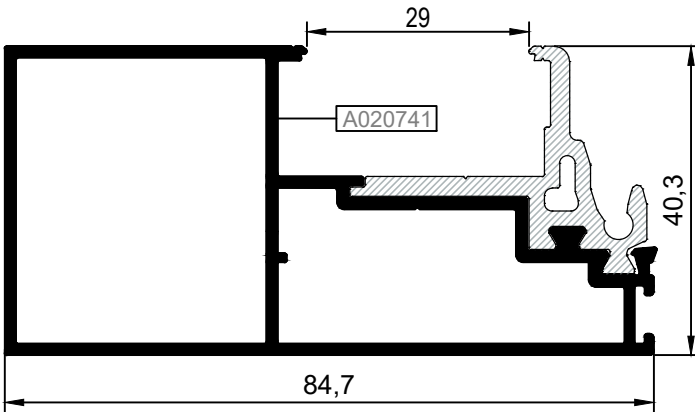
ATS58V07

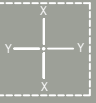


ATS58V08

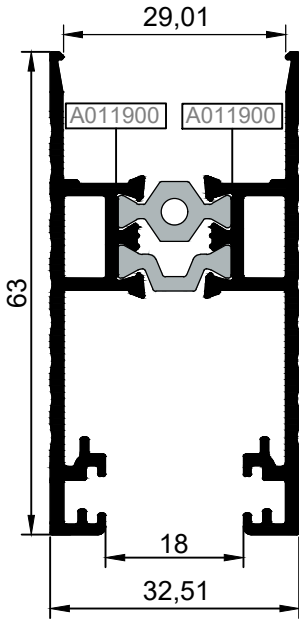


ATS58V17

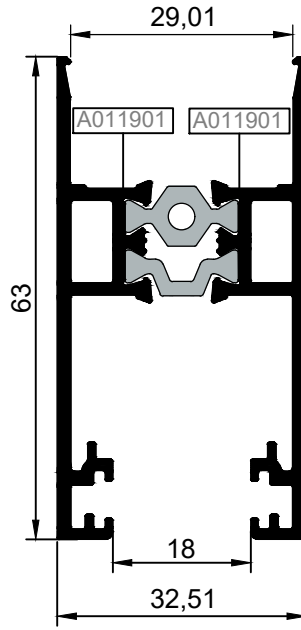


KOD / CODE	AĞIRLIK (kg/m) / WEIGHT	Jxx cm ⁴	Jyy cm ⁴	L m	
ATS58V14	1,174	11,271	5,100	6	
ATS58V15	1,198	11,427	5,277	6	
ATS58V16	1,949	47,783	8,177	6	

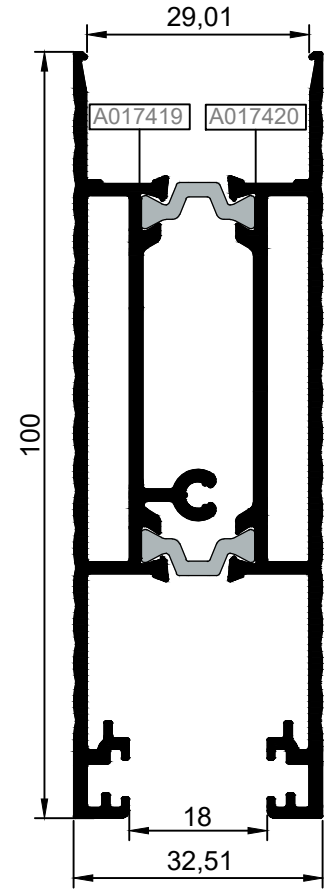
ATS58V14



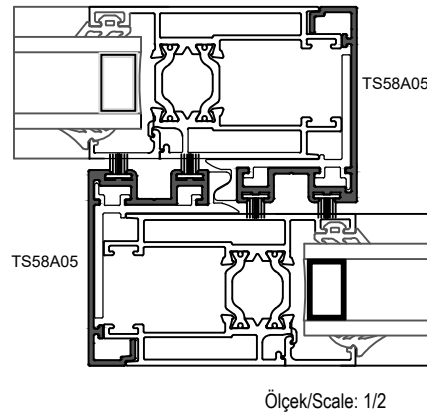
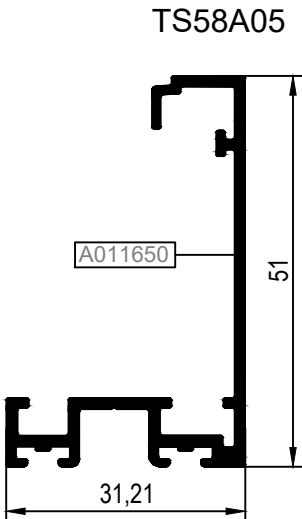
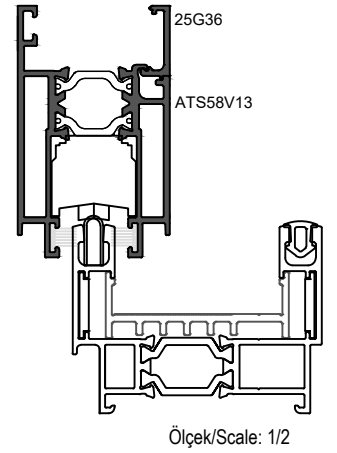
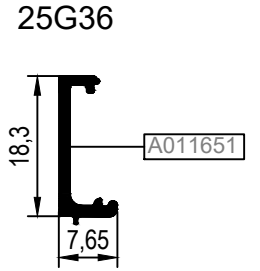
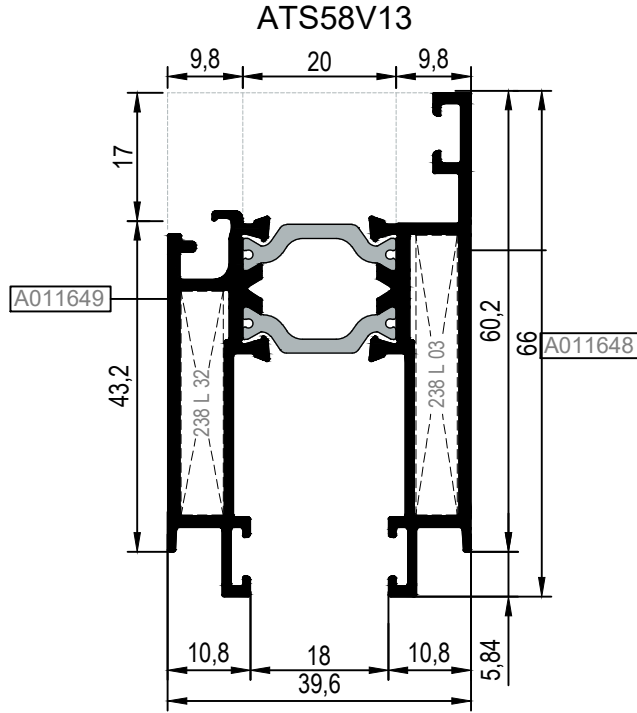
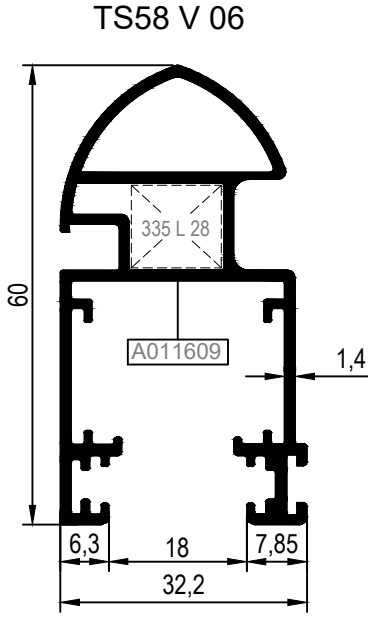
ATS58V15



ATS58V16

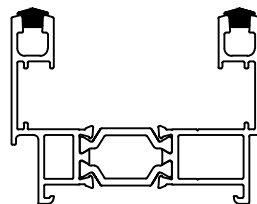
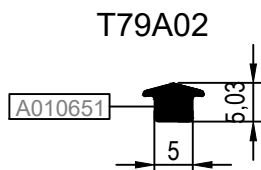
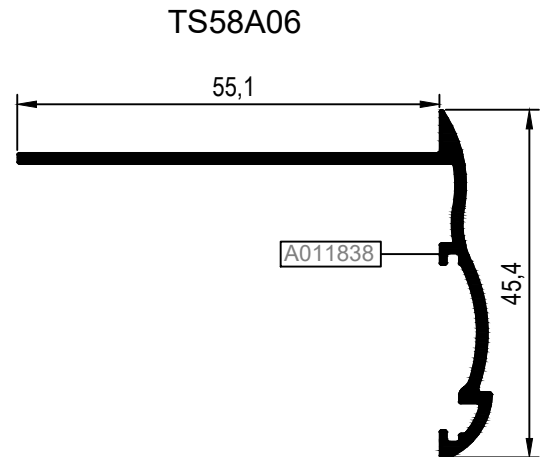
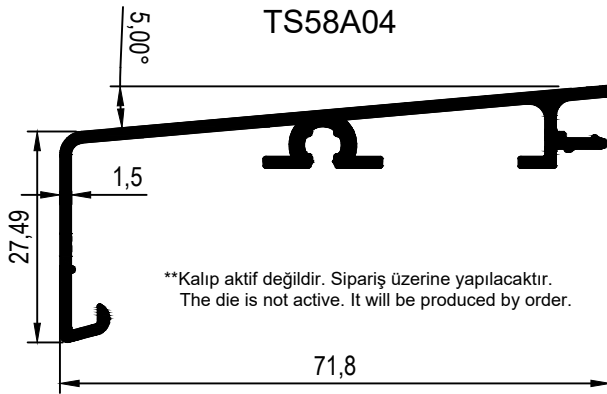
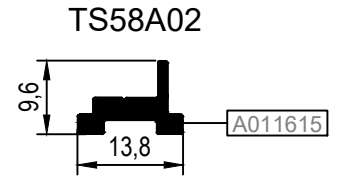
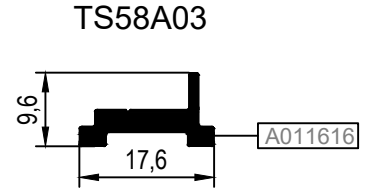
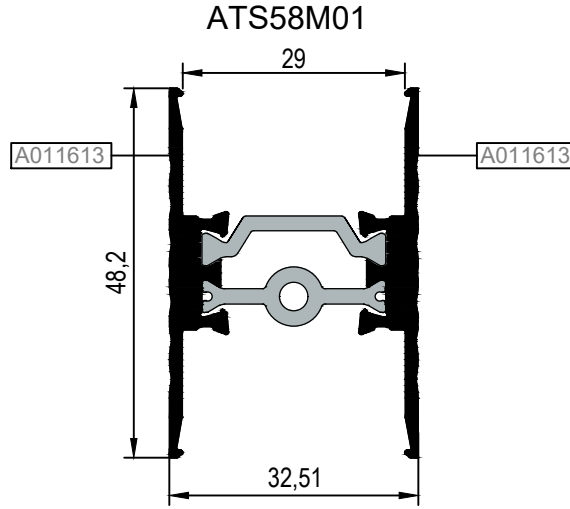
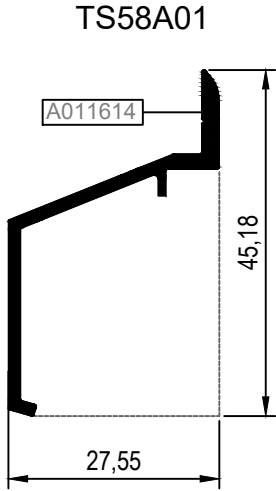


KOD / CODE	AĞIRLIK (kg/m) / WEIGHT	Jxx cm ⁴	Jyy cm ⁴	L m	
TS58V06	0,917	4,270	10,506	6	
ATS58V13	1,303	6,975	12,3	6	
TS58 A 05	0,525	----	----	6	
25G36	0,121	----	----	6	

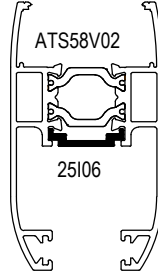
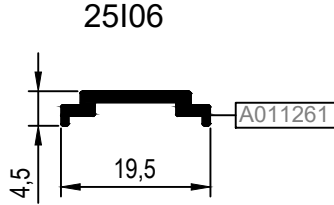
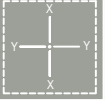


Nr		L m	KESİM ÖLÇÜSÜ CUTTING SIZE	AKS. KODU ACS. CODE
ATS58V13	A011649	25L32(A002430)	5,5 mm	238 L 32
	A011648	25L03(A002021)	5,5 mm	238 L 03
TS58 V 06	A011609	25L28(A010542)	12,0 mm	335 L 28

KOD / CODE	AĞIRLIK (kg/m) / WEIGHT	Jxx cm ⁴	Jyy cm ⁴	L m	
TS58 A 01	0,314	1,331	1,605	6	
TS58 A 02	0,139	----	----	6	
TS58 A 03	0,170	----	----	6	
TS58 A 04	0,617	----	----	6	
ATS58M01	0,901	4,270	3,041	6	
T79A02	0,070	----	----	6	
TS58A06	0,467	----	----	6	



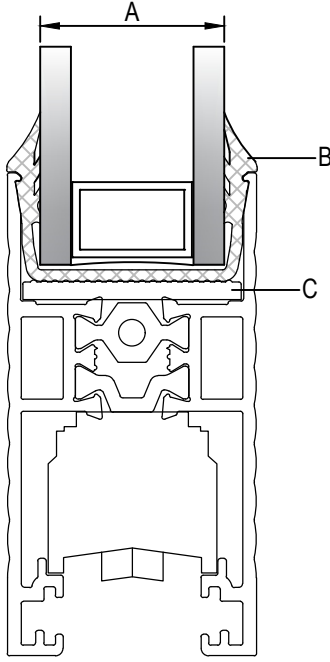
KOD / CODE	AĞIRLIK (kg/m) / WEIGHT	Jxx cm ⁴	Jyy cm ⁴	L m
25I06	0,104	-----	-----	6



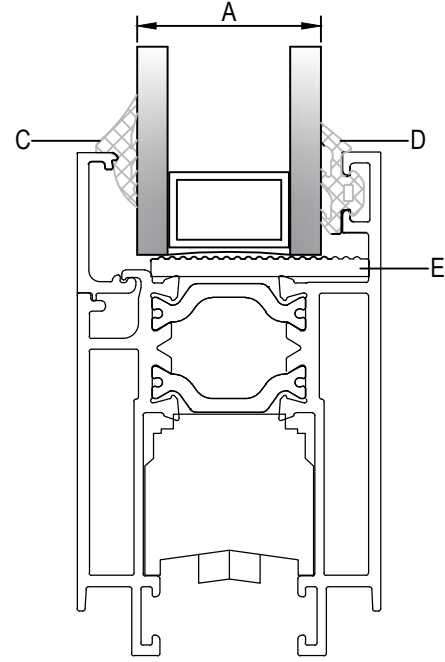
Ölçek/Scale: 1:2

PROFİL KODU (PROFILE CODE)	25L28	25L03	25L32
FABRİKA KODU(FACTORY CODE)	A010542	A002021	A002430
AĞIRLIK (WEIGHT)	3,689 kg/m	4,315 kg/m	3,702 kg/m
ÇİZİM (DRAWING)			

KÖŞE TAKOZLARI (CORNER CLEATS)				
Nr		KESİM ÖLÇÜSÜ CUTTING SIZE	AKS. KODU ACS. CODE	
ATS58F01	A011597	25L28(A010542)	7,3 mm	318 L 28
	A011598	25L28(A010542)	16,7 mm	319 L 28
ATS58F02	A011597	25L28(A010542)	7,3 mm	318 L 28
	A011599	25L28(A010542)	16,7 mm	319 L 28
ATS58F03	A011597	25L28(A010542)	7,3 mm	318 L 28
	A011600	25L28(A010542)	16,7 mm	319 L 28
ATS58F04	A011597	25L28(A010542)	7,3 mm	318 L 28
	A011598	25L28(A010542)	16,7 mm	319 L 28
	A011601	25L28(A010542)	26,3 mm	320 L 28
ATS58F05	A011597	25L28(A010542)	7,3 mm	318 L 28
	A011599	25L28(A010542)	16,7 mm	319 L 28
	A011601	25L28(A010542)	26,3 mm	320 L 28
ATS58F06	A011597	25L28(A010542)	7,3 mm	318 L 28
	A011600	25L28(A010542)	16,7 mm	319 L 28
	A011601	25L28(A010542)	26,3 mm	320 L 28
ATS58F07	A011598	25L28(A010542)	16,7 mm	319 L 28
	A011602	25L28(A010542)	47,3 mm	321 L 28
ATS58F08	A011603	25L28(A010542)	7,3 mm	318 L 28
	A011598	25L28(A010542)	16,7 mm	319 L 28
ATS58F09	-----	25L28(A010542)	7,3 mm	318 L 28
	A011599	25L28(A010542)	16,7 mm	319 L 28
ATS58F10	A011597	25L28(A010542)	7,3 mm	318 L 28
	A011746	25L28(A010542)	37,9 mm	173 L 28
ATS58F11	A011602	25L28(A010542)	47,3 mm	321 L 28
	A011601	25L28(A010542)	26,3 mm	320 L 28
	A011598	25L28(A010542)	16,7 mm	319 L 28
ATS58F12	A011602	25L28(A010542)	47,3 mm	321 L 28
	A011746	25L28(A010542)	37,9 mm	173 L 28
ATS58V13	A011649	25L32(A002430)	5,5 mm	238 L 32
	A011648	25L03(A002021)	5,5 mm	238 L 03
TS58V06	A011609	25L28(A010542)	12,0 mm	335 L 28



U TİP FİTİL İÇİN CAM TABLOSU GLASS TABLE FOR U GASKET			
	-A- CAM KALINLIĞI GLASS THICKNESS	-B- CAM FİTİLİ GLAZING GASKET	-C- CAM TAKOZU GLASS SUPPORT
1	20 mm.	01.16.18	11.02.20
2	22 mm.	01.16.17	11.02.20
3	24 mm.	01.16.16	11.02.20



ÇİTALİ KANAT / VENT WITH GLAZING BEAD

KAMA TİP FİTİL İÇİN CAM KALINLIKLARI TABLOSU GLASS TABLE FOR GLAZING GASKET				
	-A- CAM KALINLIĞI GLASS THICKNESS	-C- DIŞ CAM FİTİLİ OUTER GLAZING GASKET	-D- İÇ CAM FİTİLİ INNER GLAZING GASKET	-E- CAM TAKOZU GLASS SUPPORT
1	22 mm.	01.16.19	01.17.23	11.02.20
2	24 mm.	01.16.19	01.17.08	11.02.20

CAM MONTAJINDA SADECE BU SİSTEM İÇİN TASARLANAN VE ÜRETİLEN FİTİLLER KULLANILMALIDIR. FARKLI MALZEME KULLANIMLARI İŞLEVSEL VE TASARIMSAL SORUNLARA SEBEP OLABİLİR. THE GASKETS USED DURING INSTALLING THE GLASS SHOULD BE ONLY THE ONES CREATED FOR THIS SYSTEM. THE USE OF OTHER MATERIALS MAY CAUSE FUNCTIONAL AND DESIGN PROBLEMS.

TABLODA VERİLEN CAM KALINLIKLARI TEORİK OLUP SİSTEMİN ISI PERFORMANS KRİTERLERİNDEN BAĞIMSIZDIR. THE GLASS THICKNESSES IN THE TABLE ARE THEORETICAL AND INDEPENDENT FROM THERMAL PERFORMANCE CRITERIA OF THE SYSTEM.

YUKARIDAKİ TABLODA VERİLEN CAM-FİTİL VE PROFİL İLİŞKİSİ TEORİK OLUP PROFİL VE CAM TOLERANSLARINDAN KAYNAKLI ÖLÇÜ FARKLILIKLARI OLUŞABİLİR. THE RELATIONSHIP BETWEEN GLASS-GASKET AND PROFILE PROVIDED IN THE TABLE IS THEORETICAL. IT MAY OCCUR SIZE DIFFERENCES FROM THE TOLERANCES OF PROFILE AND GLASS.

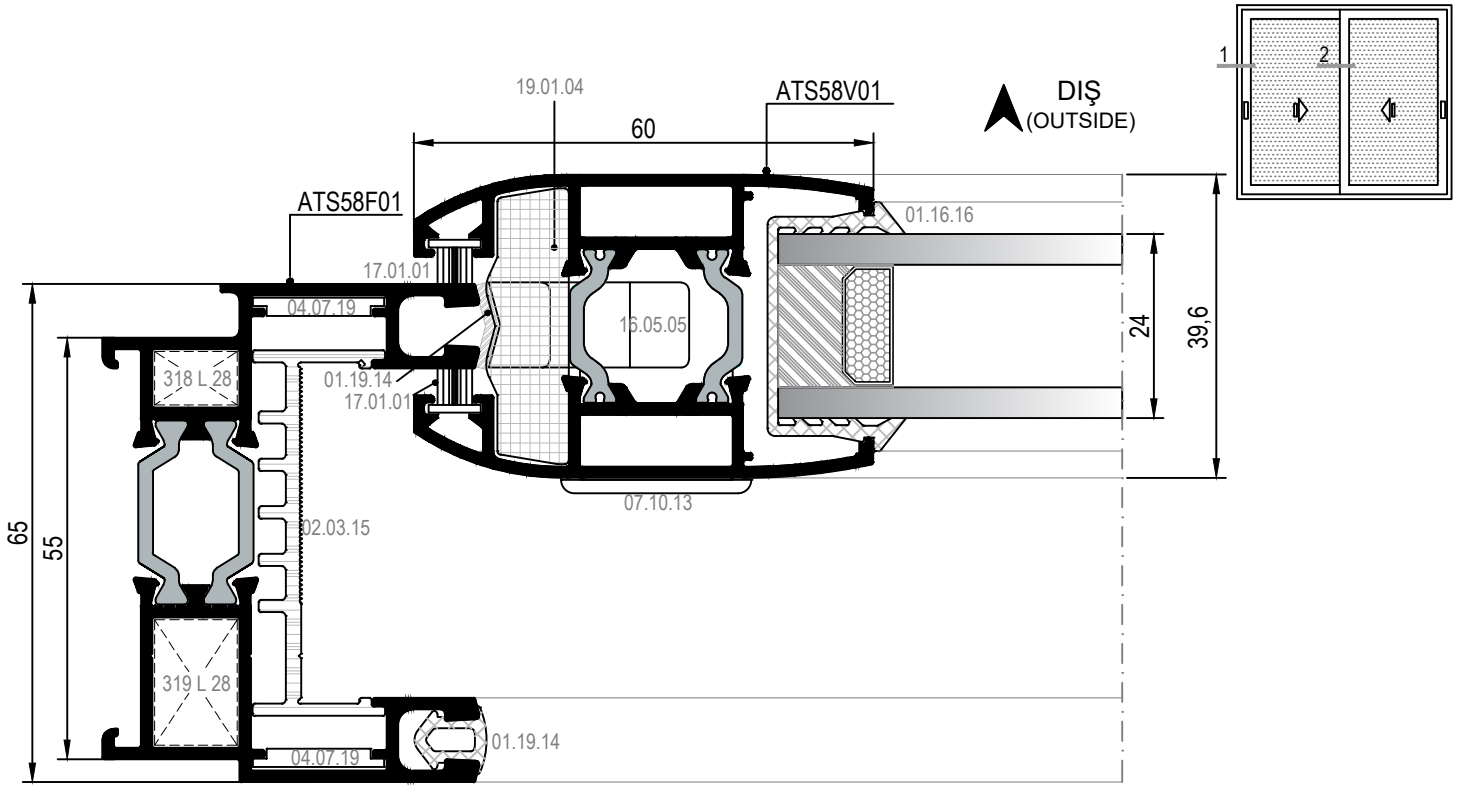
MİMARİ KATALOG
ARCHITECTURAL CATALOGUE

Alüminyum Sürme Sistemleri
Aluminium Sliding Systems

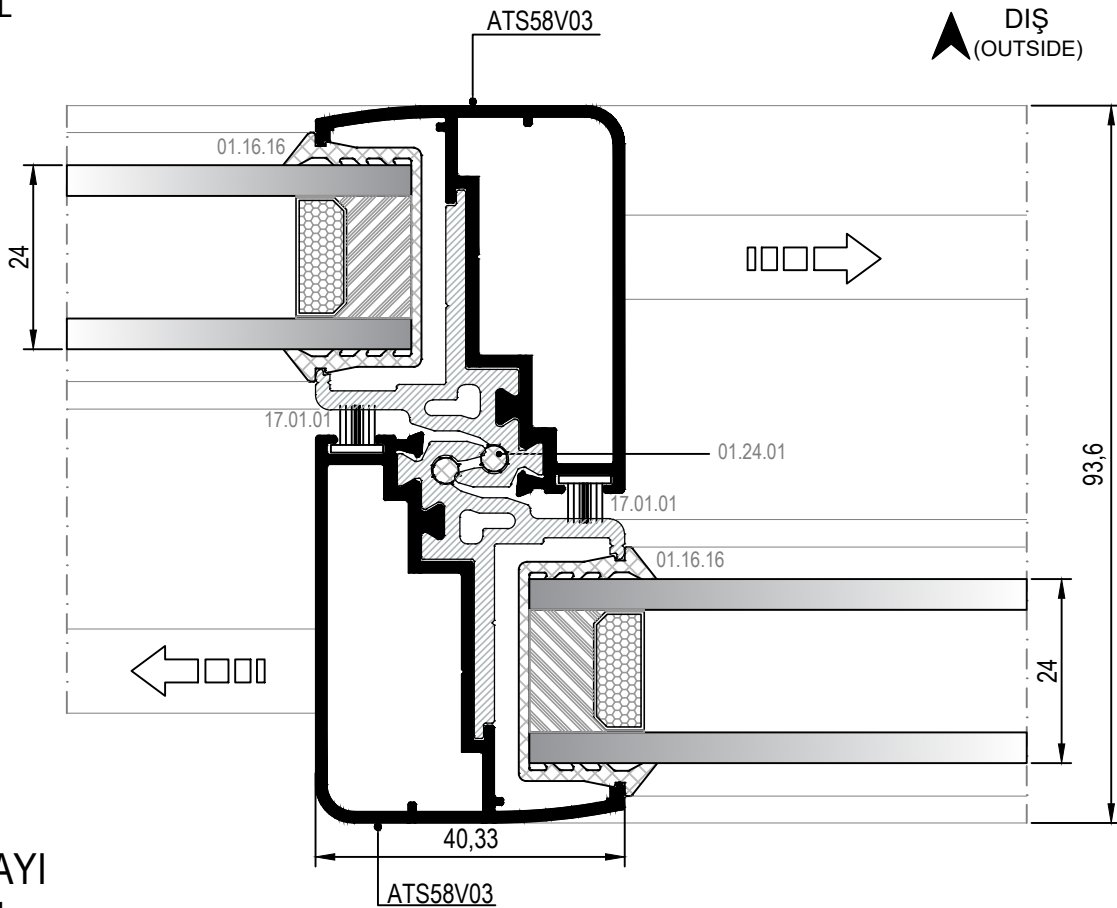
RST58

DETAYLAR

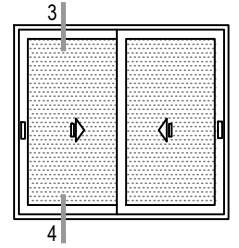
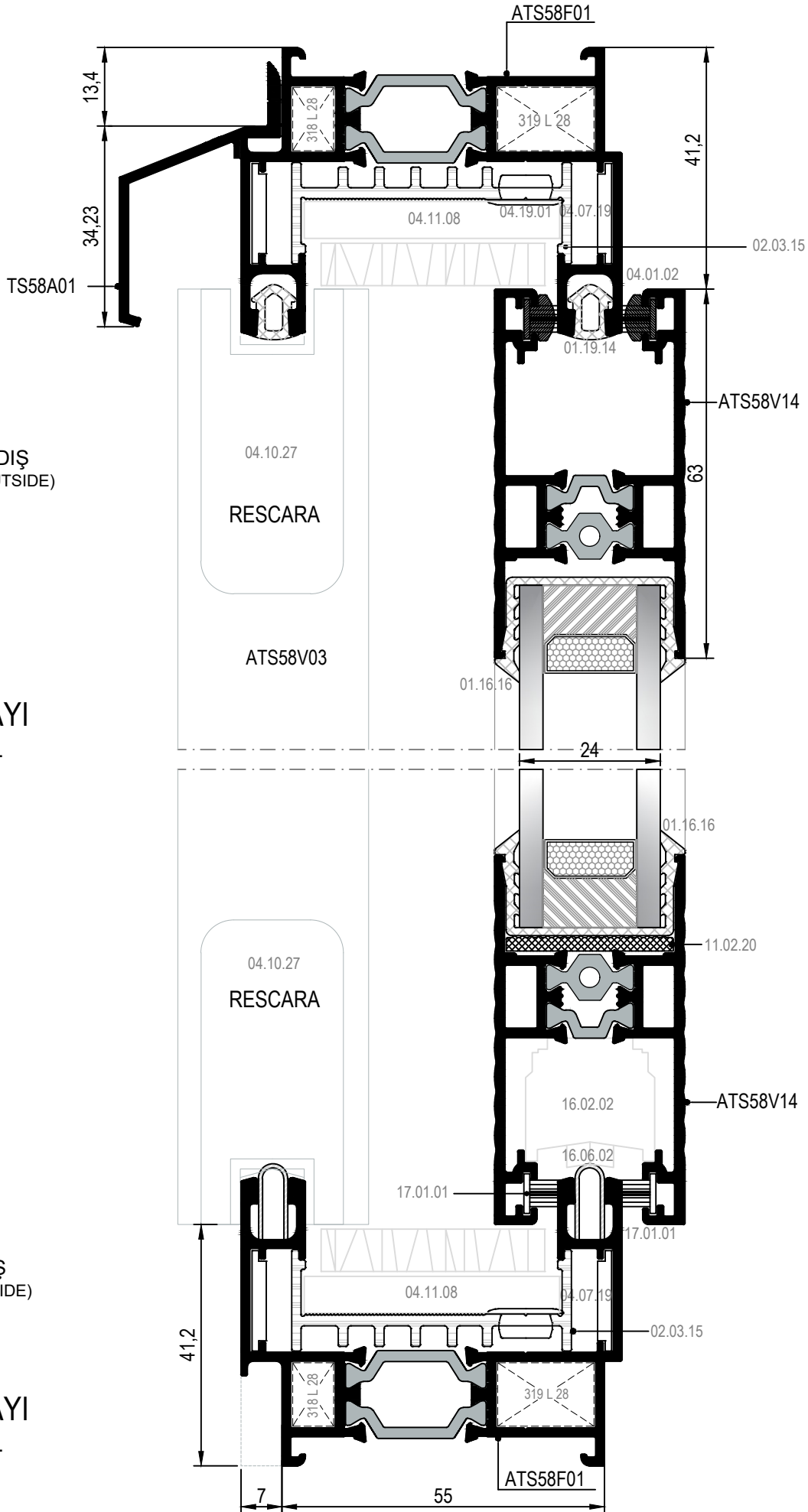
DETAILS



① DETAYI
DETAIL



② DETAYI
DETAIL

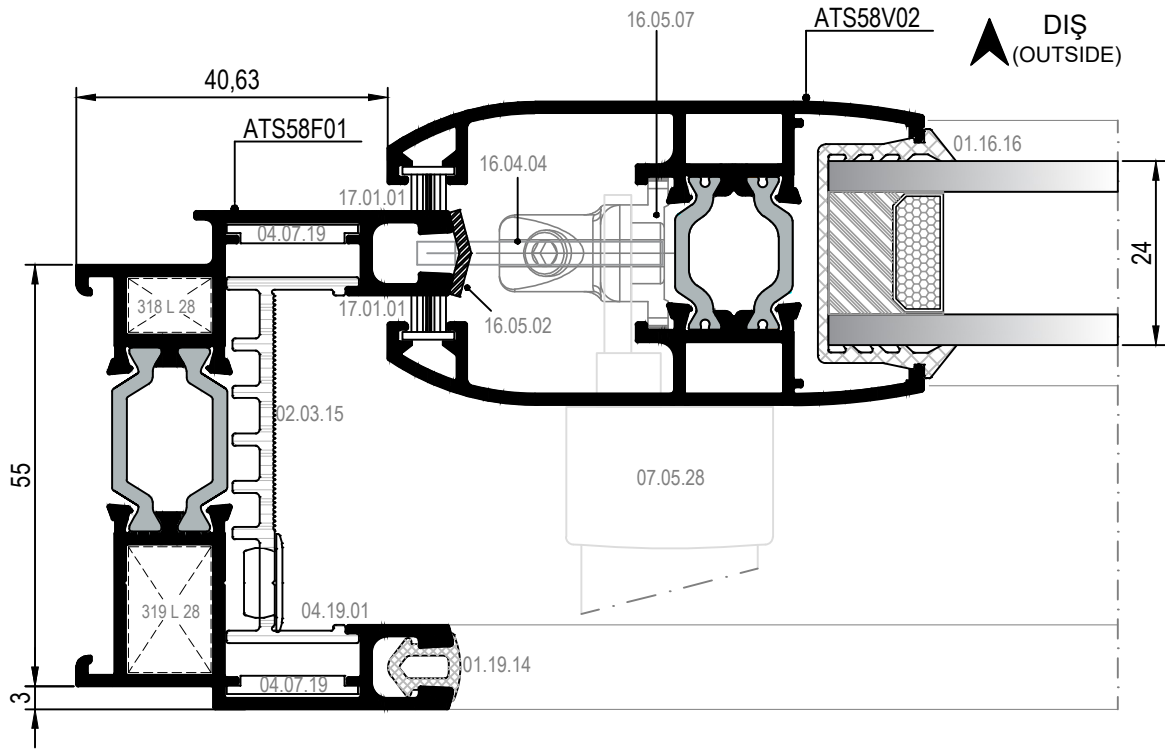


③ DETAYI
DETAIL

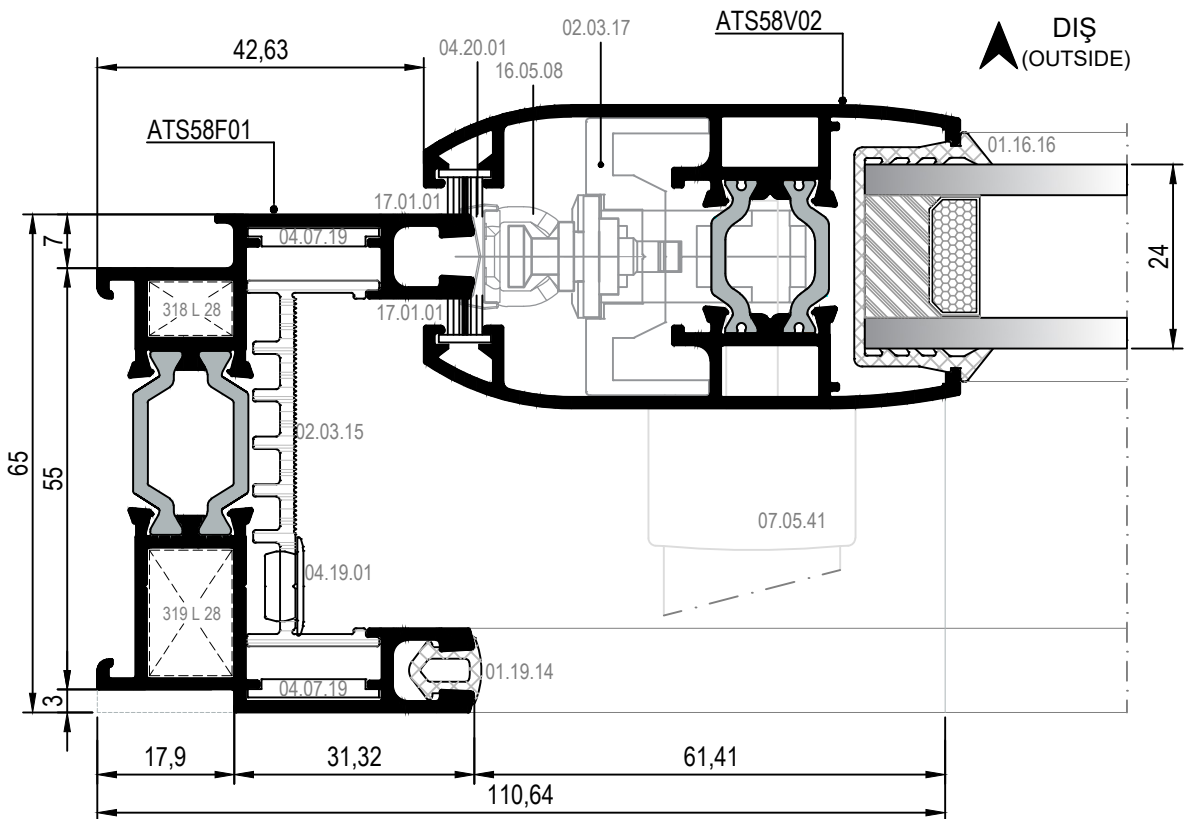
④ DETAYI
DETAIL

DIŞ
(OUTSIDE)

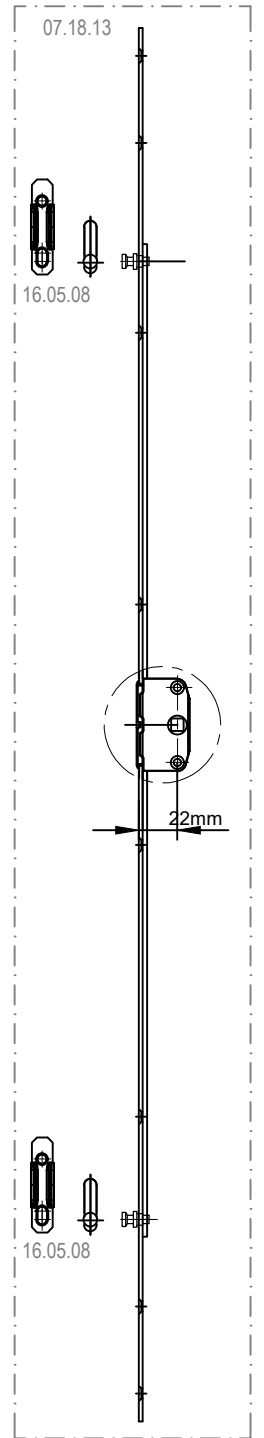
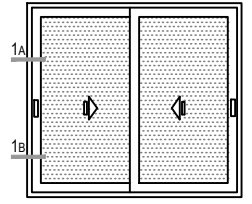
DIŞ
(OUTSIDE)

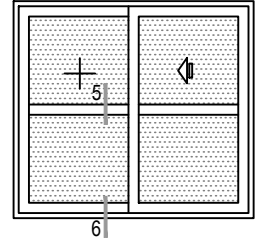


1A
DETAI
DETAIL

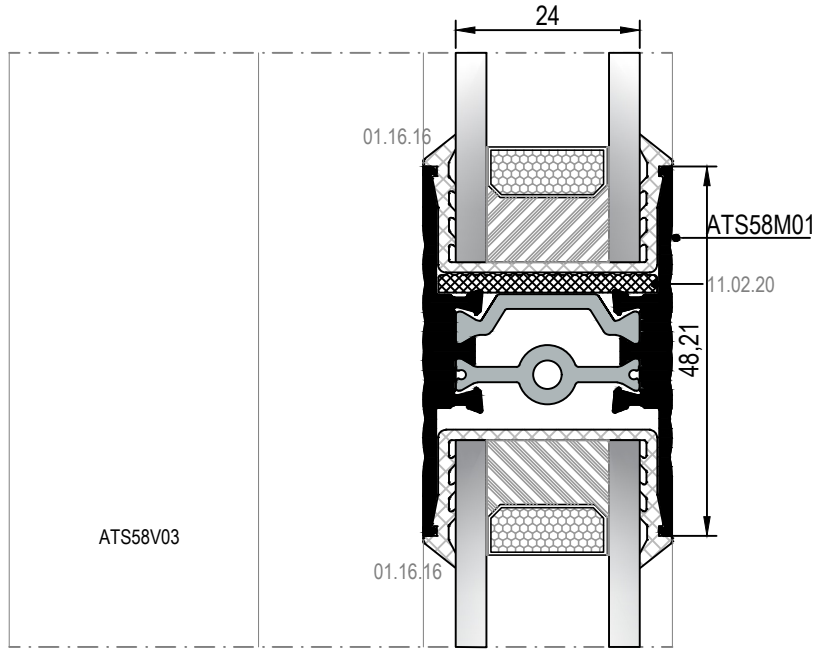


1B
DETAI
DETAIL

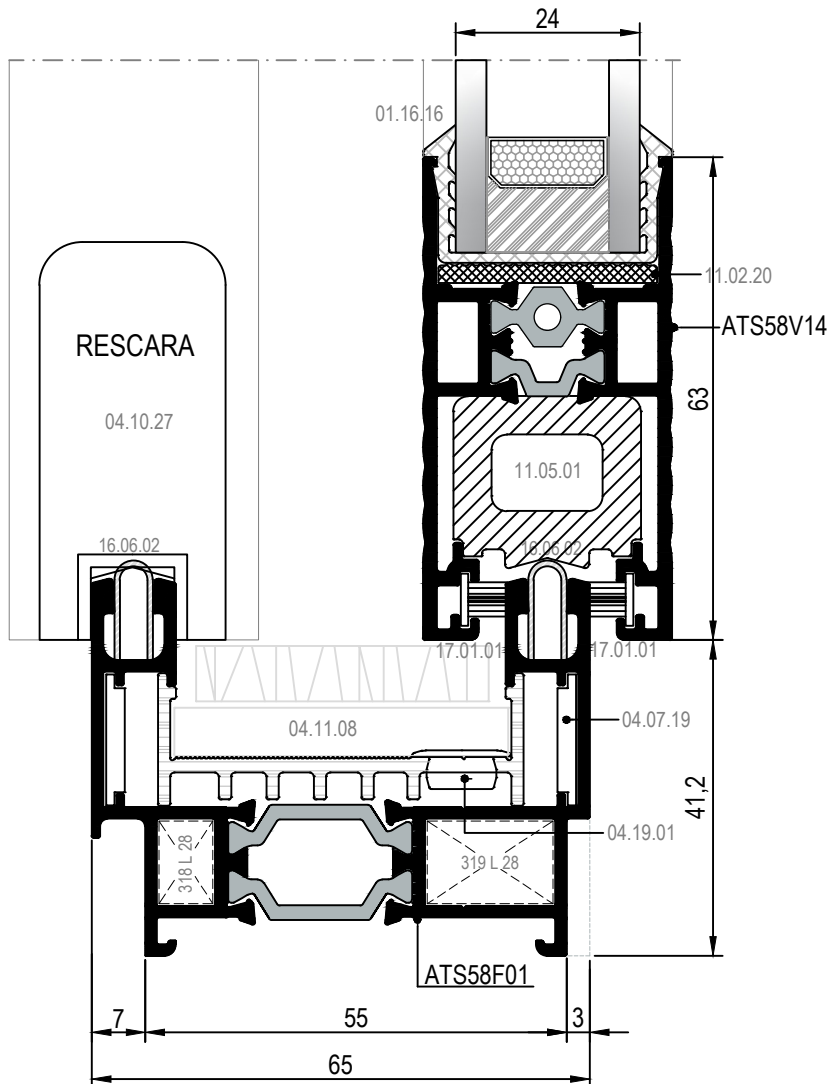


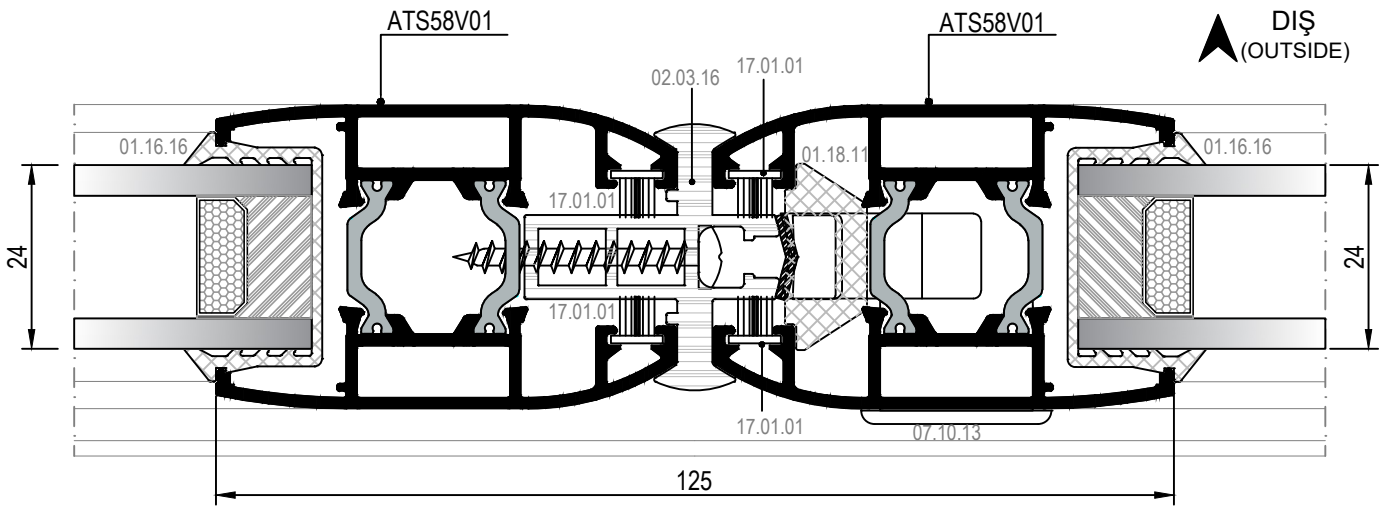
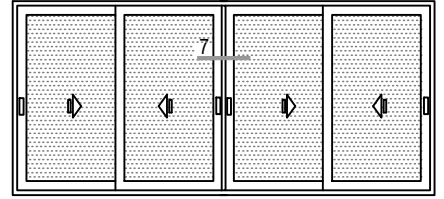


⑤ DETAYI
DETAIL

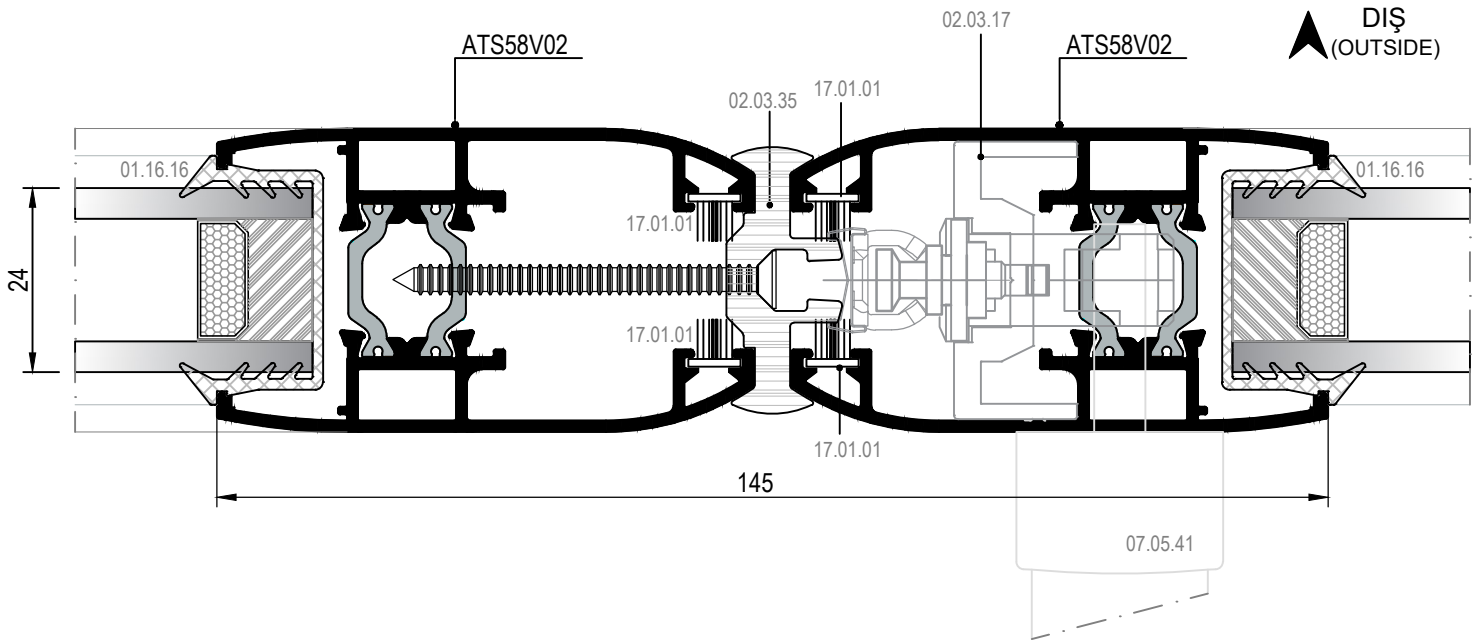
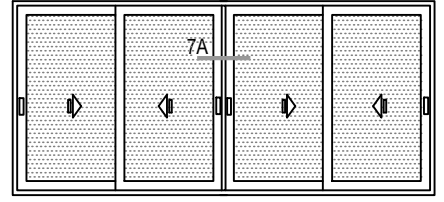


⑥ DETAYI
DETAIL

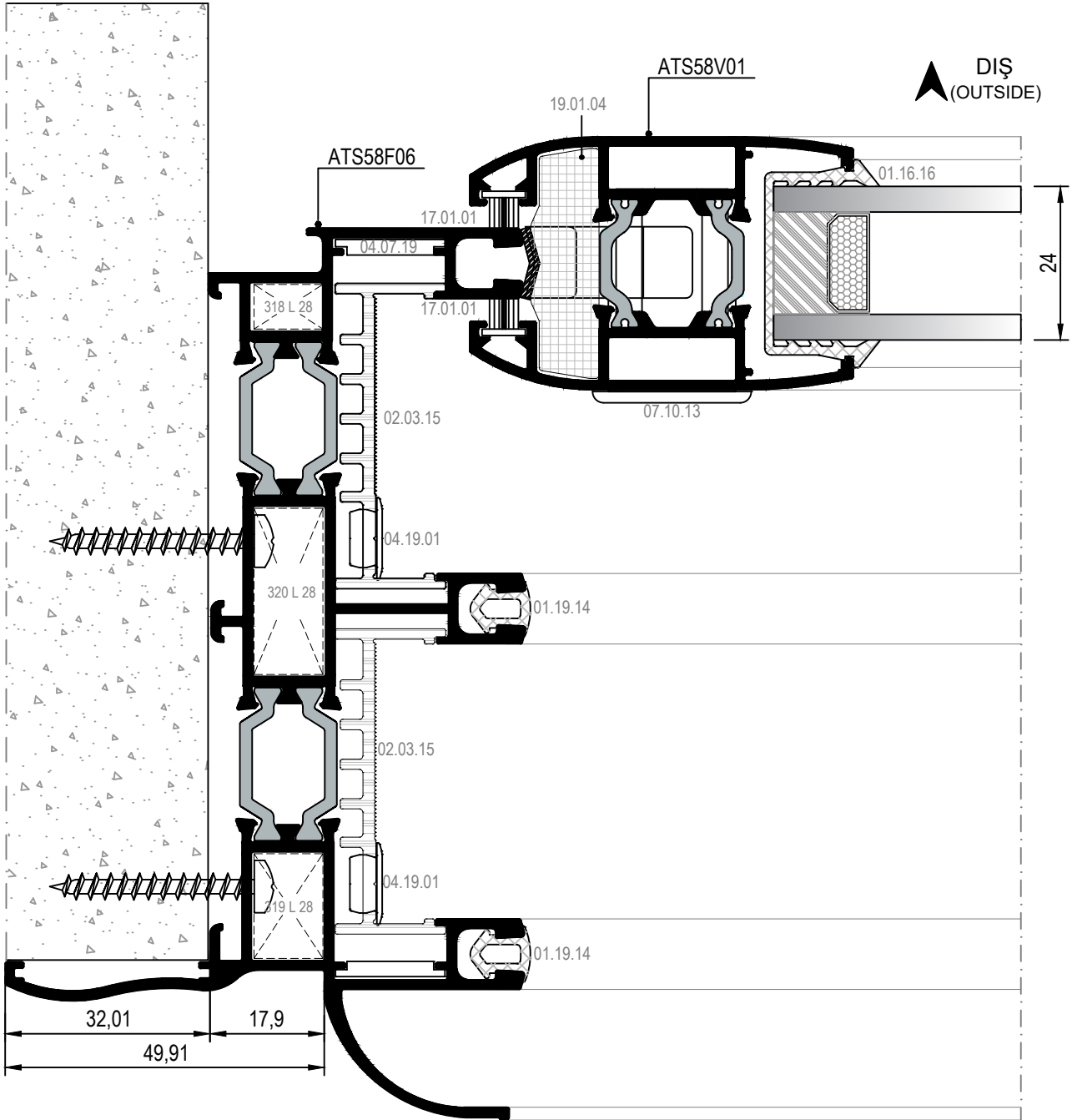
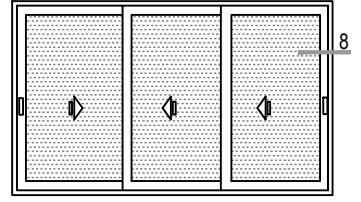




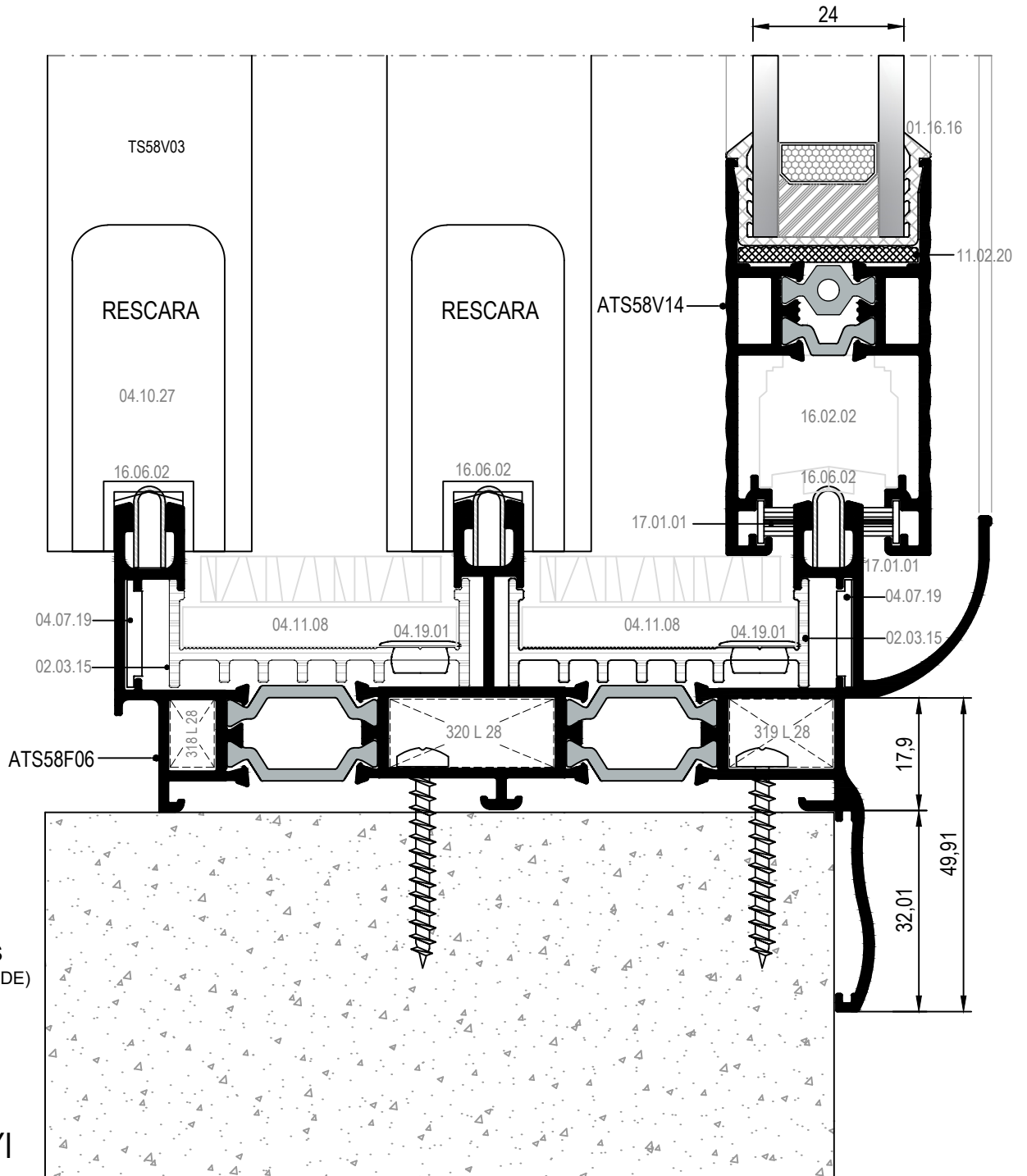
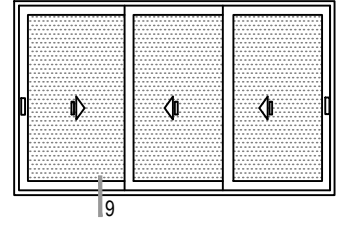
⑦ DETAYI
DETAIL

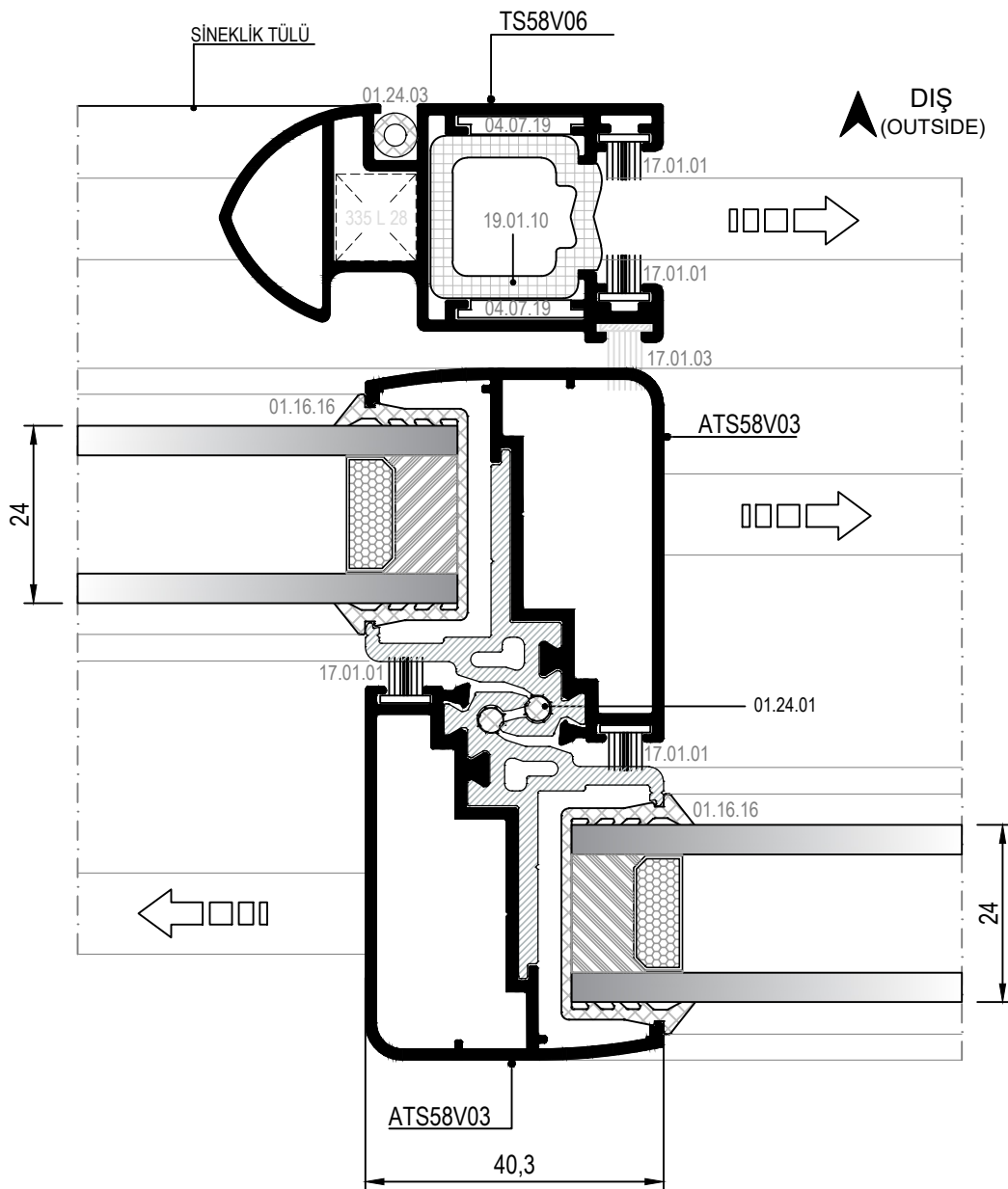
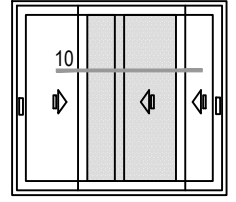


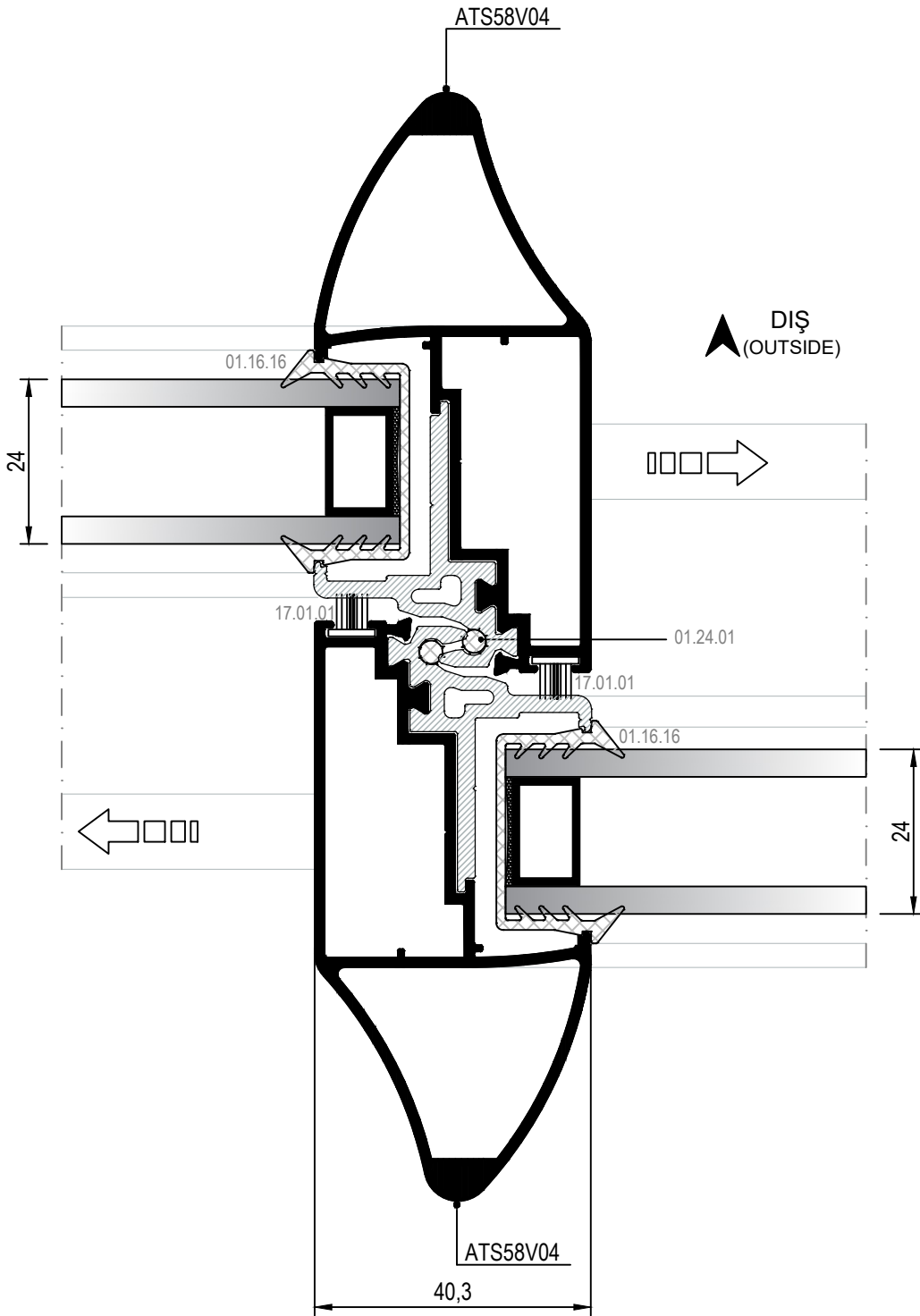
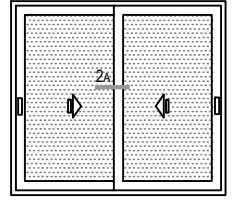
7A DETAYI
DETAIL



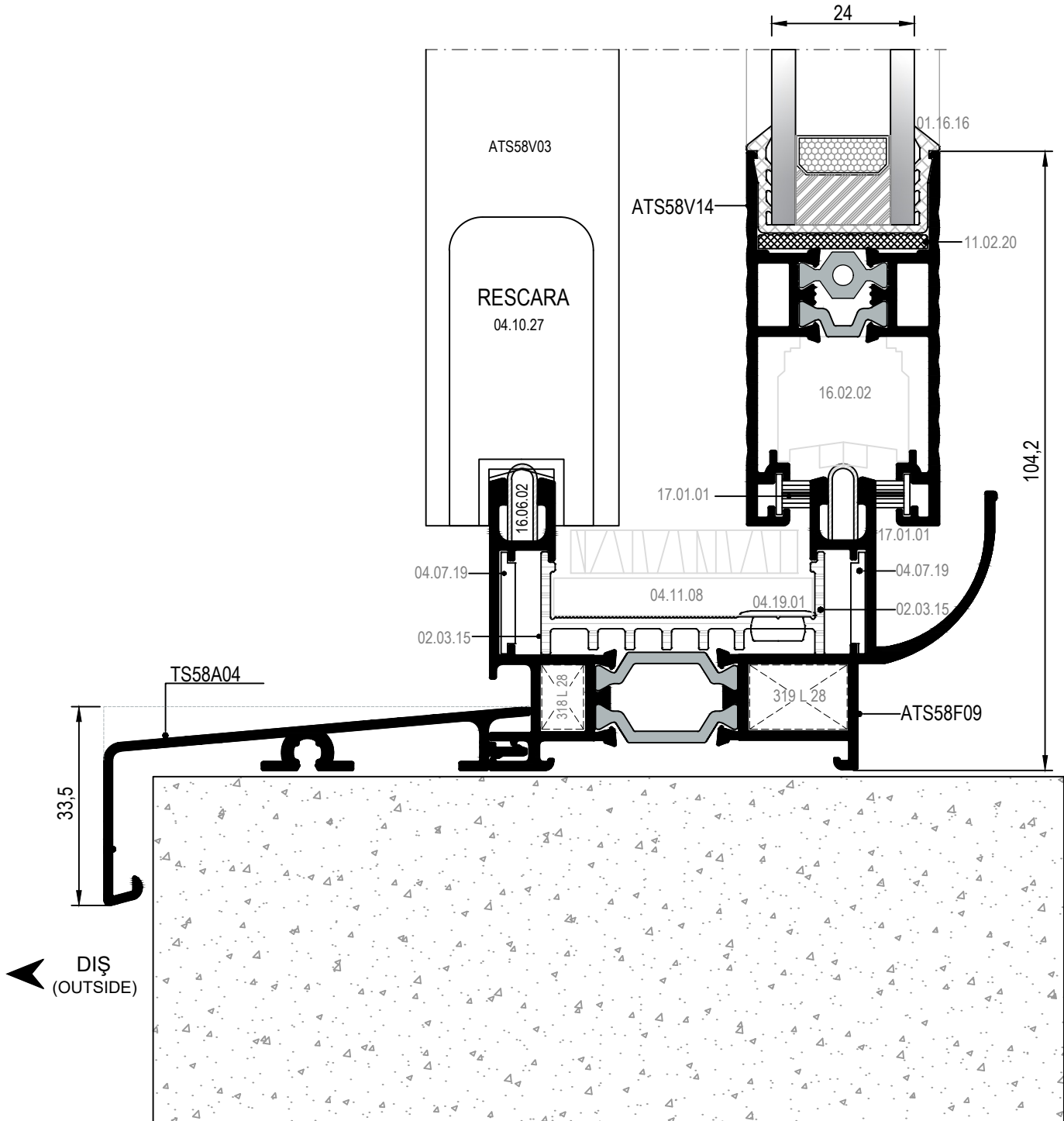
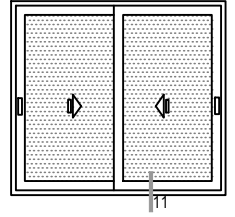
⑧ DETAYI
DETAIL



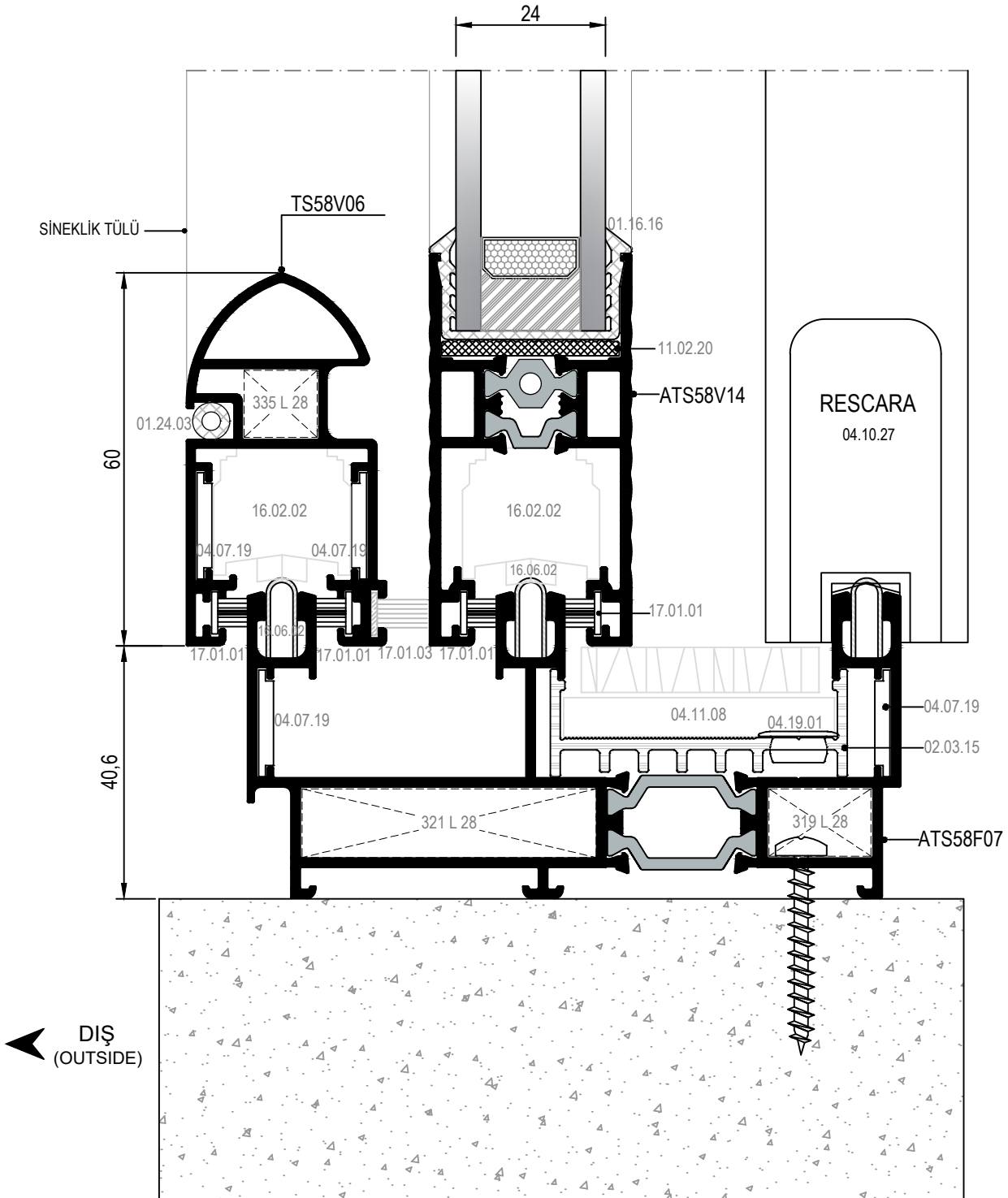
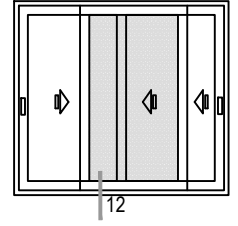




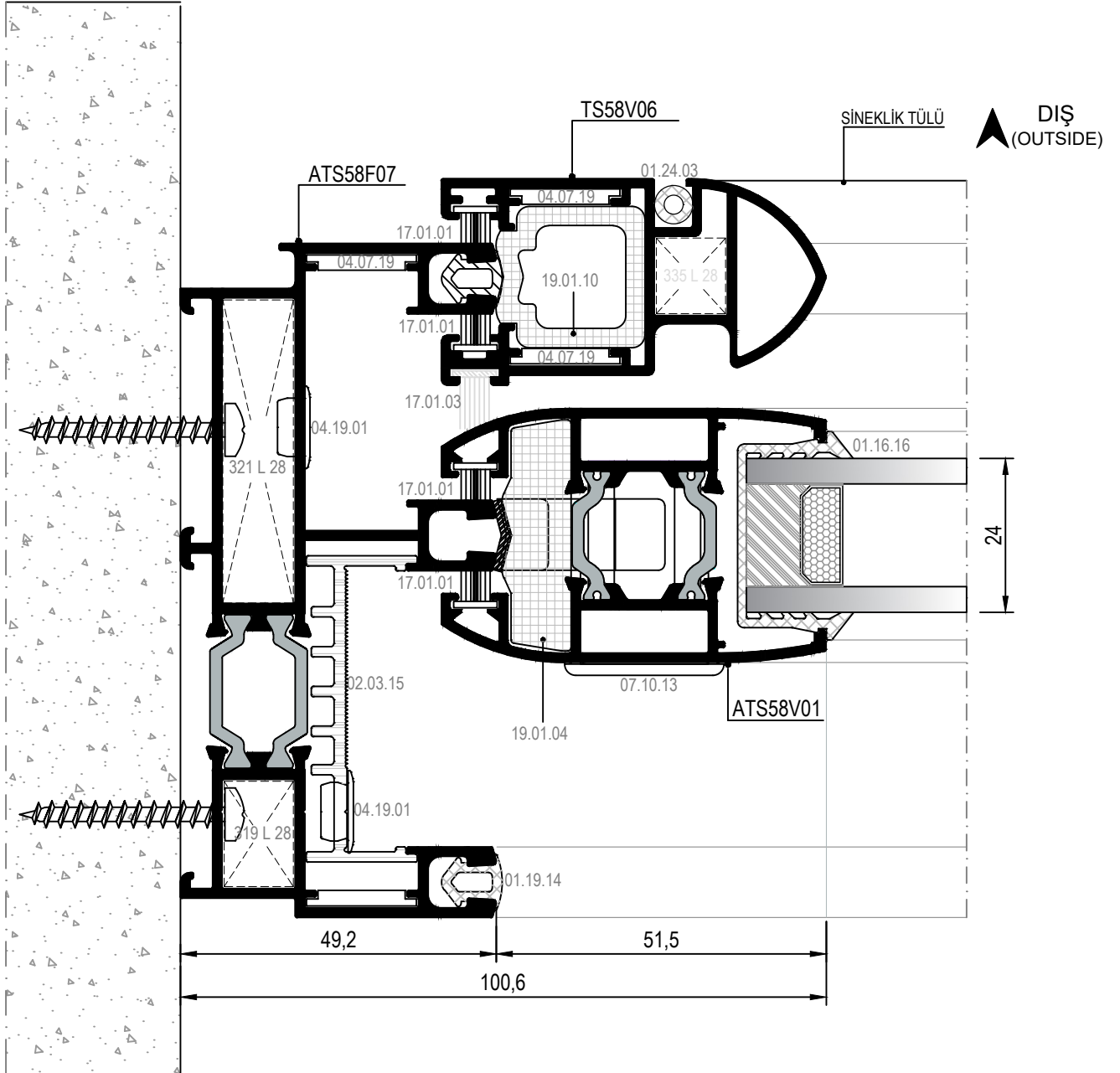
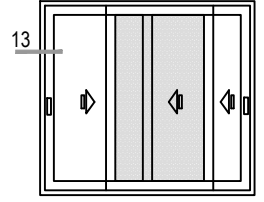
2A DETAYI
DETAIL



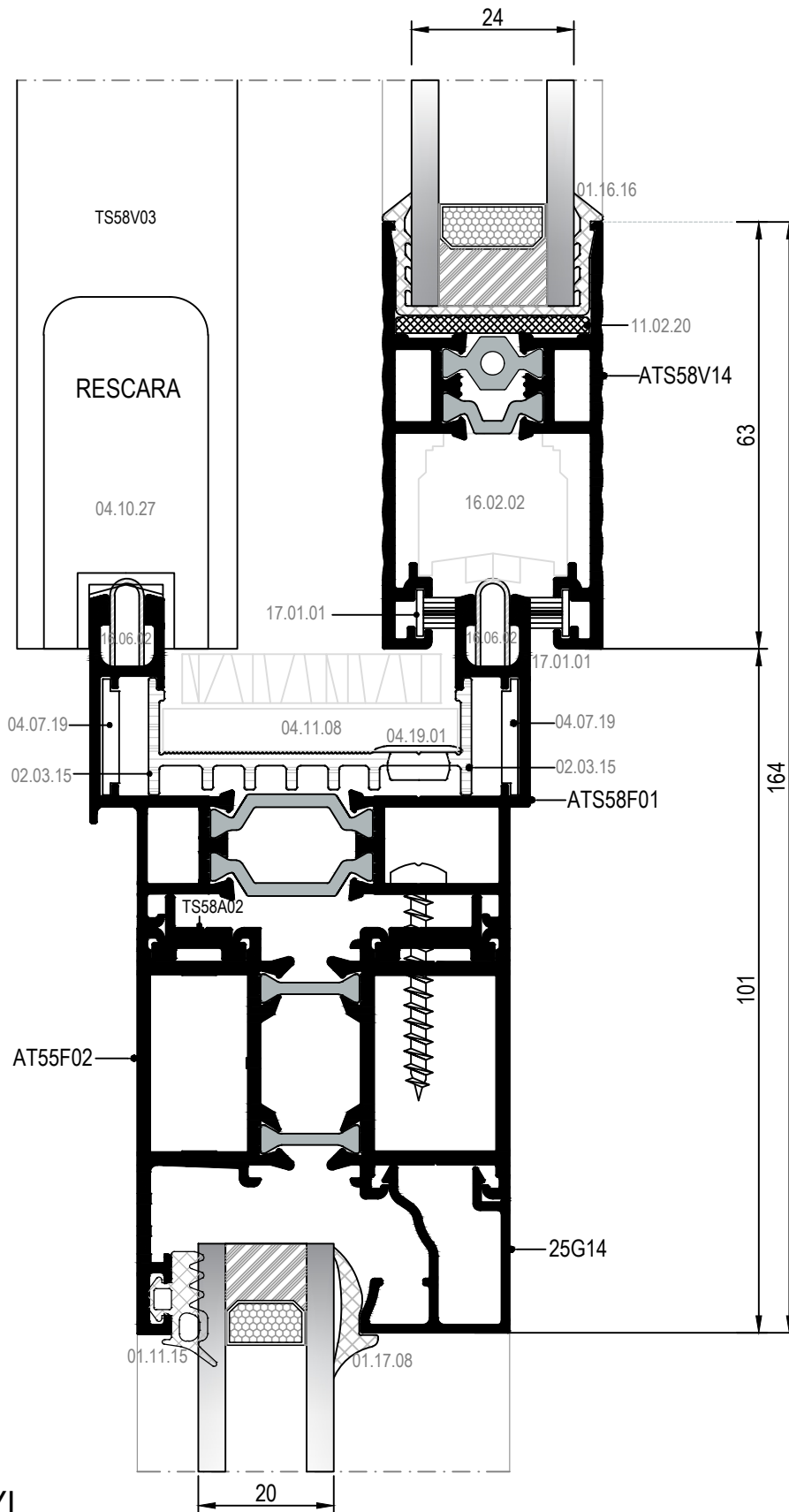
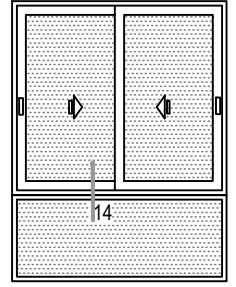
⑪ DETAYI
DETAIL



12 DETAYI
DETAIL

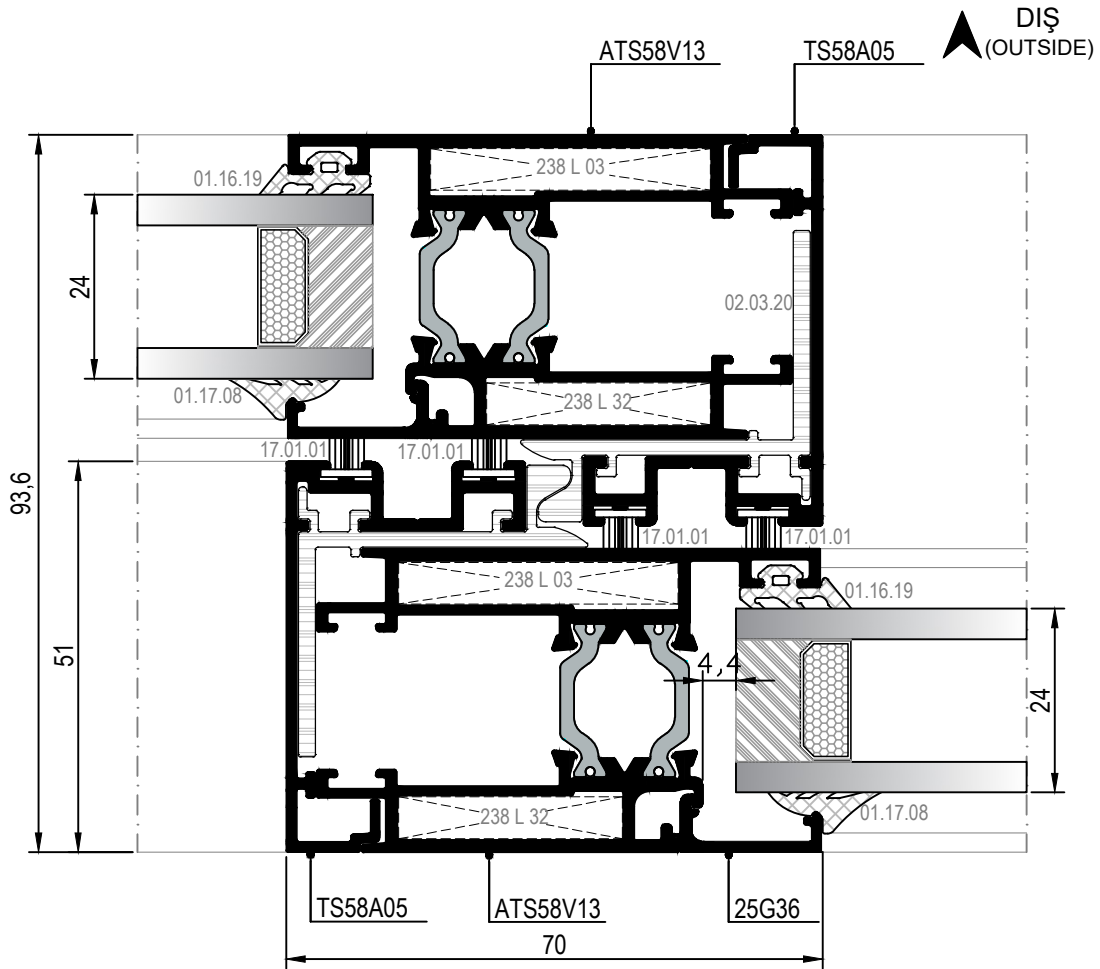
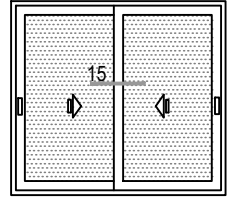


13 DETAYI
DETAIL

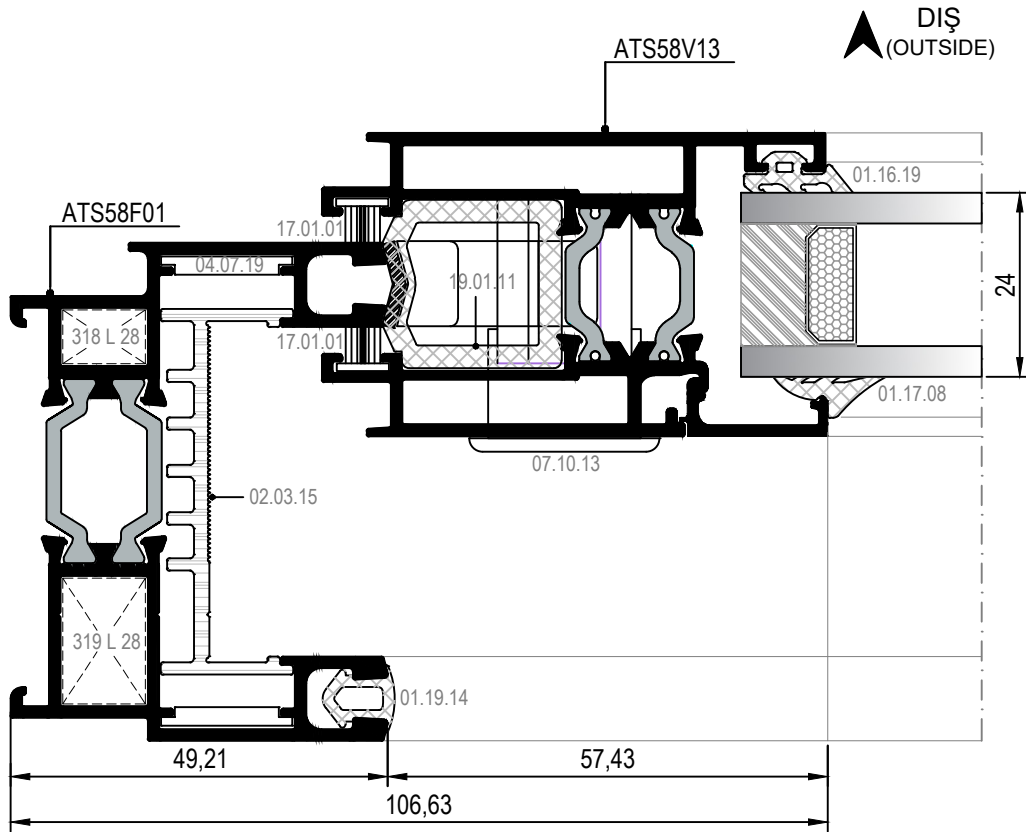
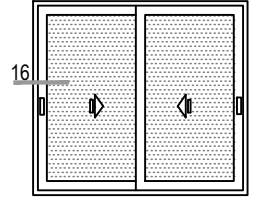


DIŞ
(OUTSIDE)

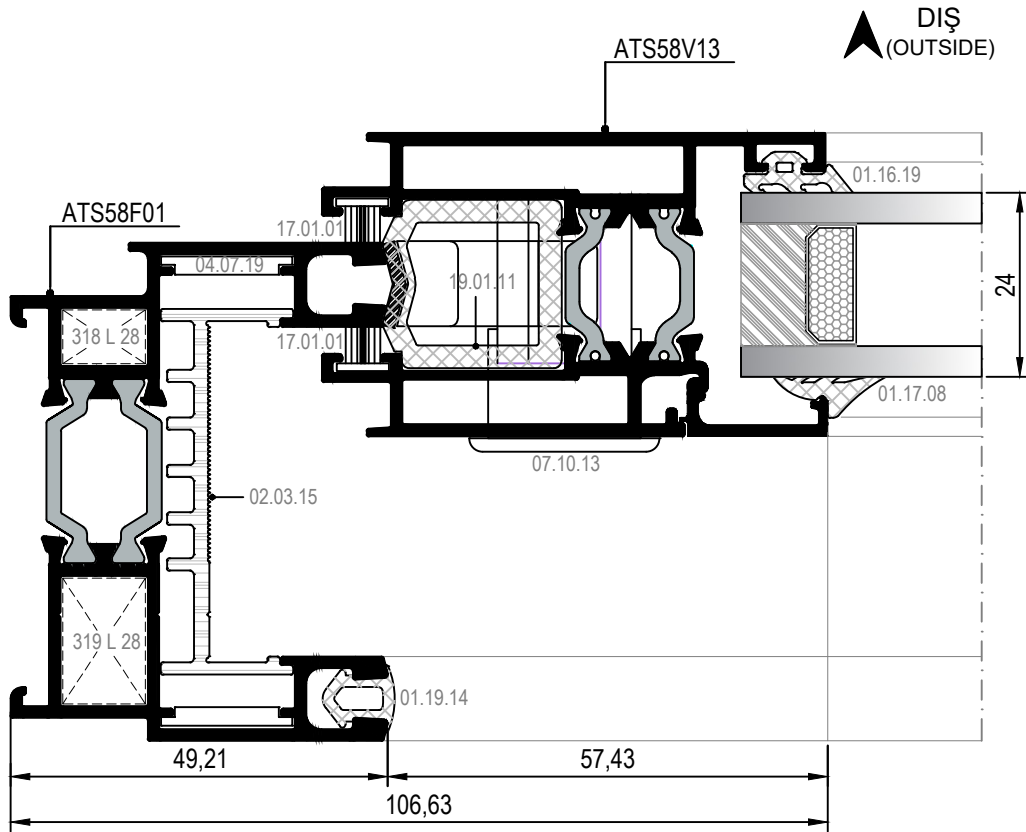
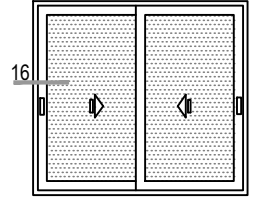
14 DETAYI
DETAIL



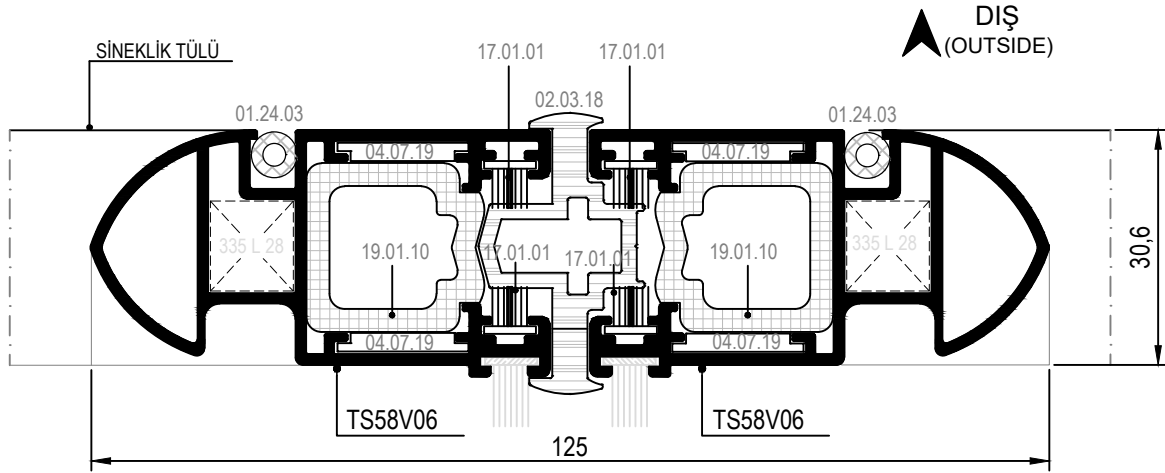
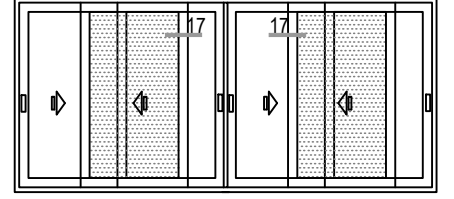
15 DETAYI
DETAIL



16 DETAYI
DETAIL



16 DETAYI
DETAIL



17 DETAYI
DETAIL




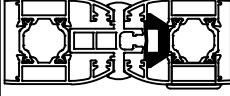

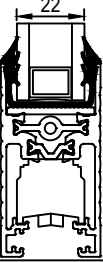

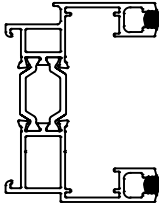

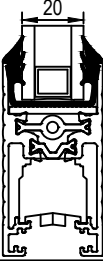

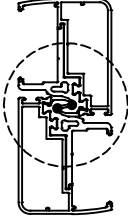

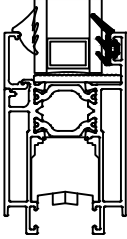

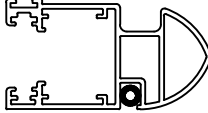



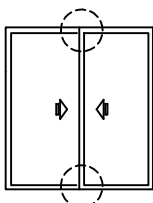


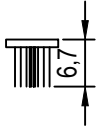
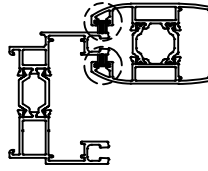


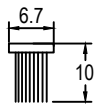
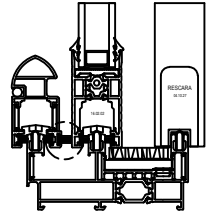
MİMARİ KATALOG
ARCHITECTURAL CATALOGUE


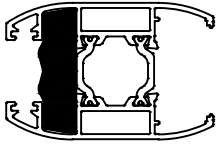

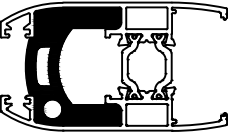

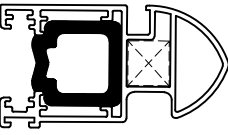


Alüminyum Sürme Sistemleri
Aluminium Sliding Systems


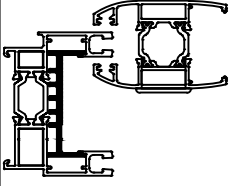

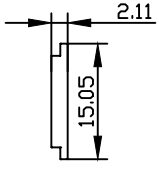
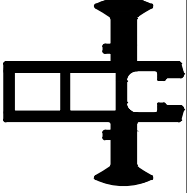
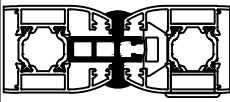
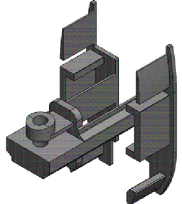
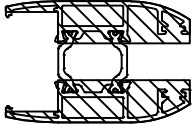

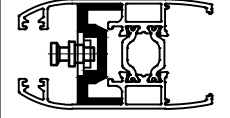
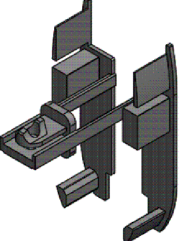
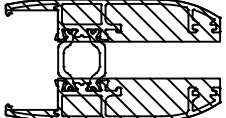
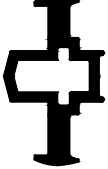
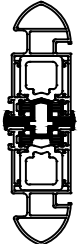
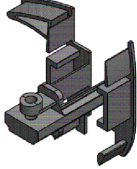
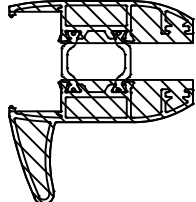
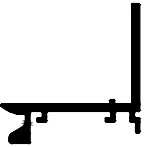
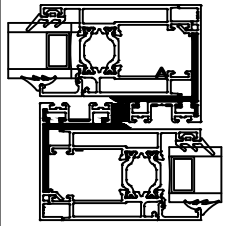
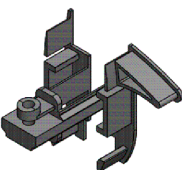
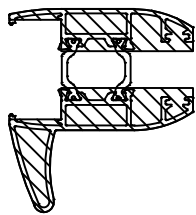

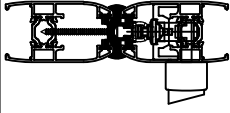

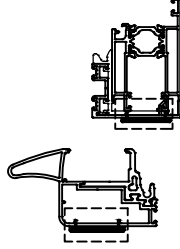

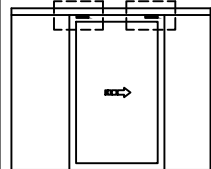
RST58

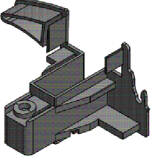
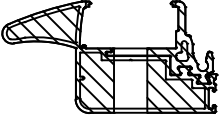
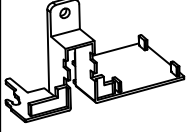
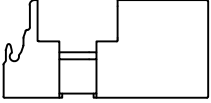
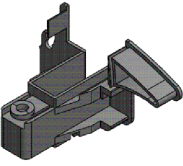
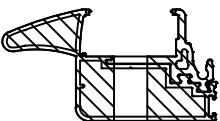
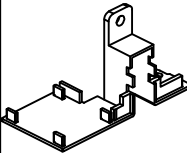
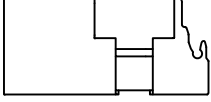
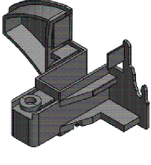
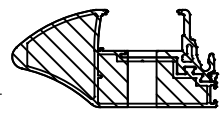

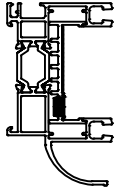
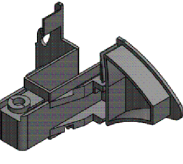
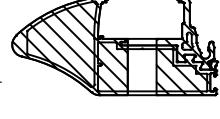

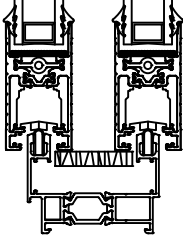
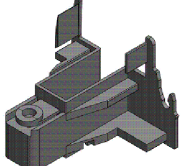
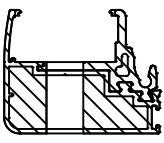

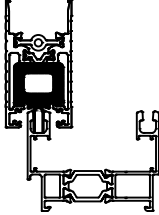
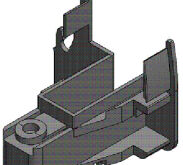
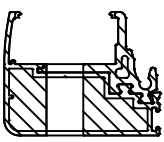

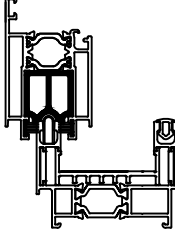
AKSESUARLAR

ACCESSORIES

	<p>01.16.16</p> <p>U TİPİ CAM FİTİLİ GLAZING GASKET</p> <p>Malzeme / Material : EPDM Ağırlık / Weight : 156 gr/m Paket / Package : 96 m / 15 kg</p>			<p>01.18.11</p> <p>ORTA BASMA FİTİLİ CENTRAL GASKET</p> <p>Malzeme / Material : EPDM Ağırlık / Weight : 208 gr/m Paket / Package : 72 m / 15 kg</p>	
	<p>01.16.17</p> <p>U TİPİ CAM FİTİLİ GLAZING GASKET</p> <p>Malzeme / Material : EPDM Ağırlık / Weight : 200 gr/m Paket / Package : 75 m / 15 kg</p>			<p>01.19.14</p> <p>RAY FİTİLİ RAIL COVER GASKET</p> <p>Malzeme / Material : EPDM Ağırlık / Weight : 52 gr/m Paket / Package : 288 m / 15 kg</p>	
	<p>01.16.18</p> <p>U TİPİ CAM FİTİLİ GLAZING GASKET</p> <p>Malzeme / Material : EPDM Ağırlık / Weight : 238 gr/m Paket / Package : 63 m / 15 kg</p>			<p>01.24.01</p> <p>KENET FİTİLİ CONNECTION GASKET</p> <p>Malzeme / Material : EPDM Ağırlık / Weight : 10 gr/m Paket / Package : 1500m / 15 kg</p>	
 <p>2,8mm</p>	<p>01.16.19</p> <p>DIŞ CAM FİTİLİ GLAZING GASKET</p> <p>Malzeme / Material : EPDM Ağırlık / Weight : 68 gr/m Paket / Package : 220 m / 15 kg</p>			<p>01.24.03</p> <p>KENET FİTİLİ CONNECTION GASKET</p> <p>Malzeme / Material : EPDM Ağırlık / Weight : 27 gr/m Paket / Package : 555 m / 15 kg</p>	
 <p>2,5mm</p>	<p>01.17.08</p> <p>KAMA TİPİ CAM FİTİLİ GLAZING GASKET</p> <p>Malzeme / Material : EPDM Ağırlık / Weight : 51 gr/m Paket / Package : 294 m / 15 kg</p>			<p>04.11.08</p> <p>SIZDIRMAZLIK PARÇASI SEALING PART</p> <p>Malzeme / Material : EPDM</p>	
 <p>3,5mm</p>	<p>01.17.22</p> <p>KAMA TİPİ CAM FİTİLİ GLAZING GASKET</p> <p>Malzeme / Material : EPDM Ağırlık / Weight : 51 gr/m Paket / Package : 294 m / 15 kg</p>			<p>17.01.01</p> <p>KİL FİTİL 670x700 BRUSH 670x700</p> <p>Malzeme / Material Polipropilen / Polipropilene Paket / Package : 275 mt</p>	
 <p>4,5mm</p>	<p>01.17.23</p> <p>KAMA TİPİ CAM FİTİLİ GLAZING GASKET</p> <p>Malzeme / Material : EPDM Ağırlık / Weight : 63 gr/m Paket / Package : 238 m / 15 kg</p>			<p>17.01.03</p> <p>KİL FİTİL 670X1000 BRUSH 670X1000</p> <p>Malzeme / Material Polipropilen / Polipropilene</p>	

	<p>19.01.04</p> <p>STOPER STOPER</p> <p>Malzeme / Material : EPDM (ATS58V01 için / for ATS58V01)</p>				
	<p>19.01.06</p> <p>STOPER STOPER</p> <p>Malzeme / Material : EPDM (ATS58V02 için / for ATS58V02)</p>				
	<p>19.01.10</p> <p>STOPER STOPER</p> <p>Malzeme / Material : EPDM (ATS58V06 için / for ATS58V06)</p>				
	<p>19.01.11</p> <p>STOPER STOPER</p> <p>Malzeme / Material : EPDM (ATS58V13 için / for ATS58V13)</p>				

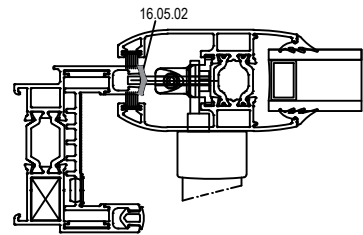
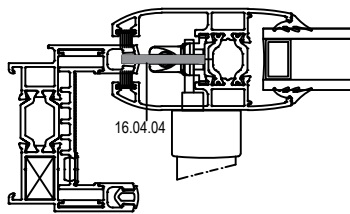
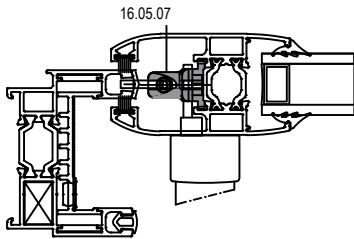
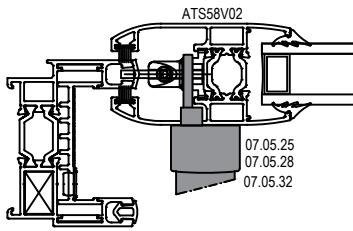
	<p>02.03.15</p> <p>PVC YALITIM ADAPTÖRÜ PVC ADAPTER FOR INSULATION</p> <p>Malzeme / Material : PVC Paket / Package : 6 mt</p>			<p>04.07.19</p> <p>KÖŞE ÇAVUŞU CORNER CLEAT</p> <p>Malzeme / Material : PVC</p>	
	<p>02.03.16</p> <p>ORTA BİRLESİM ADAPTÖRÜ ADAPTER FOR MIDDLE CONNECTION</p> <p>Malzeme / Material : PVC</p>			<p>04.10.24</p> <p>PVC KAPAK PVC CAP</p> <p>Malzeme / Material : PVC (ATS58V01 için / for ATS58V01)</p>	
	<p>02.03.17</p> <p>İSPANYOLET KİLİT ESPAGNOLETTE LOCK</p> <p>Malzeme / Material : Pvc (120 mm)</p>			<p>04.10.25</p> <p>PVC KAPAK PVC CAP</p> <p>Malzeme / Material : PVC (ATS58V02 için / for ATS58V02)</p>	
	<p>02.03.18</p> <p>SİNEKLİK ADAPTÖRÜ INSECT SCREEN ADAPTER</p> <p>Malzeme / Material : Pvc</p>			<p>04.10.26A</p> <p>PVC KAPAK PVC CAP</p> <p>Malzeme / Material : PVC (ATS58V08 için / for ATS58V08)</p>	
	<p>02.03.20</p> <p>ORTA KENET ADAPTÖRÜ MIDDLE CLAMPING ADAPTER</p> <p>Malzeme / Material : Sert Pvc / Hard Pvc</p>			<p>04.10.26B</p> <p>PVC KAPAK PVC CAP</p> <p>Malzeme / Material : PVC (ATS58V08 için / for ATS58V08)</p>	
 <p>Ölçek/Scale:1/2</p>	<p>02.03.35</p> <p>ORTA BİRLESİM ADAPTÖRÜ ADAPTER FOR MIDDLE CONNECTION</p> <p>Malzeme / Material : PVC</p>			<p>04.10.27</p> <p>KANAT KAPAĞI CAP FOR VENT</p> <p>Malzeme / Material : PVC (ATS58V03-ATS58V04-ATS58V07-ATS58V13 için)</p>	
	<p>04.01.02</p> <p>KANAT SABİTLEYİCİ FIXED VENT</p> <p>Malzeme / Material : PVC (15 mm)</p>				







	<p>04.10.28A PVC KAPAK PVC CAP</p> <p>Malzeme / Material : PVC (ATS58V07 için / for ATS58V07) 04.10.28A ve 04.10.28B birlikte kullanılacaktır. 04.10.28A and 04.10.28B will be used together.</p>			<p>04.10.73 PVC KAPAK PVC CAP</p> <p>Malzeme / Material : PVC (ATS58V17 için / for ATS58V17)</p>	
	<p>04.10.28B PVC KAPAK PVC CAP</p> <p>Malzeme / Material : PVC (ATS58V07 için / for ATS58V07) 04.10.28A ve 04.10.28B birlikte kullanılacaktır. 04.10.28A and 04.10.28B will be used together.</p>			<p>04.10.74 PVC KAPAK PVC CAP</p> <p>Malzeme / Material : PVC (ATS58V17 için / for ATS58V17)</p>	
	<p>04.10.29A PVC KAPAK PVC CAP</p> <p>Malzeme / Material : PVC (ATS58V04 için / for ATS58V04) 04.10.29A ve 04.10.29B birlikte kullanılacaktır. 04.10.29A and 04.10.29B will be used together.</p>			<p>04.19.01 PVC TAPA PVC PLUG</p> <p>Malzeme / Material : PVC</p>	
	<p>04.10.29B PVC KAPAK PVC CAP</p> <p>Malzeme / Material : PVC (ATS58V04 için / for ATS58V04) 04.10.29A ve 04.10.29B birlikte kullanılacaktır. 04.10.29A and 04.10.29B will be used together.</p>			<p>11.02.20 CAM TAKOZU GLASS SUPPORT</p> <p>Malzeme / Material : PVC</p>	
	<p>04.10.30A PVC KAPAK PVC CAP</p> <p>Malzeme / Material : PVC (ATS58V03 için / for ATS58V03) 04.10.30A ve 04.10.30B birlikte kullanılacaktır. 04.10.30A and 04.10.30B will be used together.</p>			<p>11.05.01 KANAT SABİTLEME TAKOZU WENT FIXING PART</p> <p>Malzeme / Material : PVC</p>	
	<p>04.10.30B PVC KAPAK PVC CAP</p> <p>Malzeme / Material : PVC (ATS58V03 için / for ATS58V03) 04.10.30A ve 04.10.30B birlikte kullanılacaktır. 04.10.30A and 04.10.30B will be used together.</p>			<p>11.05.05 KANAT SABİTLEME TAKOZU WENT FIXING PART</p> <p>Malzeme / Material : PVC (ATS58V13 için / for ATS58V13)</p>	

 <p>07.05.28 RESCARA GLOBAL PENCERE KOLU (TEK DİLLİ) RESCARA GLOBAL HANDLE FOR WINDOWS (SINGLE RAIL) Renk / Colour : Siyah-Beyaz-Gri / Black-White-Grey</p> <hr/> <p>EN 1670</p>	 <p>07.05.25 GIESSE İSPANYOLEK KOL (ÇİFT DİLLİ) GIESSE HANDLE FOR WINDOWS (DOUBLE RAIL) Renk / Colour : Siyah-Beyaz-Gri / Black-White-Grey</p> <hr/> <p>UNI CEI EN ISO / IEC 17050</p>
 <p>07.05.32 RESCARA GLOBAL PENCERE KOLU (ÇİFT DİLLİ) RESCARA GLOBAL HANDLE FOR WINDOWS (DOUBLE RAIL) Renk / Colour : Siyah-Beyaz-Gri / Black-White-Grey</p> <hr/> <p>EN 1670, 13126-8</p>	 <p>07.25.01 GIESSE TIJ BAĞLANTI PARÇASI GIESSE CONNECTION ROD Renk / Colour : Siyah / Black Malzeme / Material : Polyamid / Polyamide</p> <hr/> <p>07.05.25 Kol için / For Handle 07.05.25</p>
 <p>07.13.08 RESCARA KOL BAĞLANTI PARÇASI RESCARA CONNECTION PART FOR HANDLE Malzeme / Material : PVC</p> <hr/> <p>07.05.32 Kol için / For Handle 07.05.32</p>	 <p>07.13.07 KOL BAĞLANTI PARÇASI CONNECTION PART FOR HANDLE Malzeme / Material : Zamak / Zamak</p> <hr/> <p>07.05.28 Kol için / For Handles 07.05.28</p>
 <p>16.05.07 KİLİT ADAPTÖRÜ LOCK ADAPTER</p> <hr/> <p>07.05.25, 07.05.28 ve 07.05.32 Kolları için / For Handle 07.05.25, 07.05.28 and 07.05.32</p>	 <p>16.05.02 SÜRME KİLİT KARŞILIĞI STRIKER FOR SLIDING LOCK</p> <hr/> <p>07.05.25, 07.05.28 ve 07.05.32 Kolları için / For Handle 07.05.25, 07.05.28 and 07.05.32</p>
 <p>16.04.04 SÜRME DİL SLIDING BOLT</p> <hr/> <p>07.05.25, 07.05.28 ve 07.05.32 Kolları için / For Handle 07.05.25, 07.05.28 and 07.05.32</p>	

KOL İLE KİLİTLEME SEÇİM TABLOSU
LOCKING KIT SELECTION TABLE WITH HANDLE

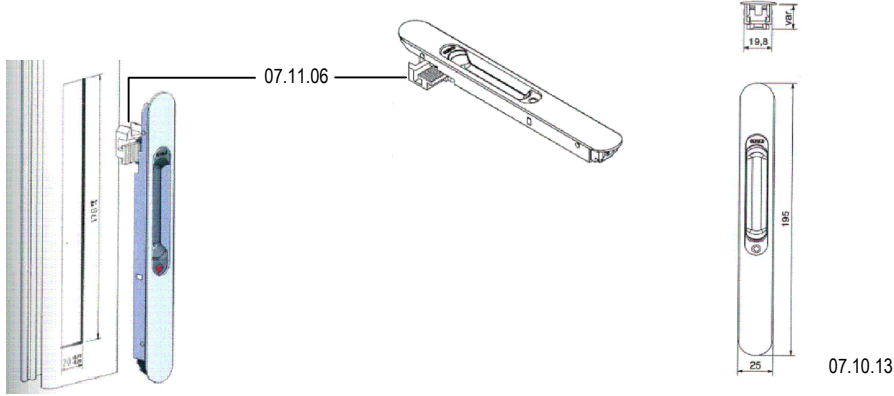
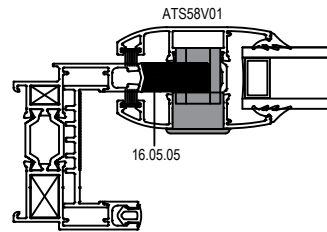
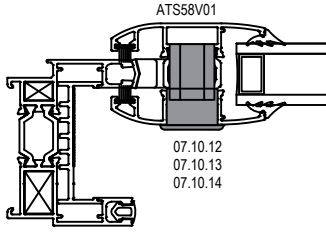
KOD CODE	TANIM DESCRIPTION	ADET NUMBER				KANAT VENT	
		H: 0-1200 mm	H: 1201-1799 mm	H: 1800-2199mm	H: 2200-2500 mm		
RESCARA TEK DİLLİ KOL RESCARA SINGLE RAIL HANDLE	07.05.28	RESCARA GLOBAL PENCERE KOLU RESCARA GLOBAL HANDLE	1	1	1	1	ATS58V02
	07.13.07	KOL BAĞLANTI PARÇASI CONNECTION PART FOR HANDLE	1	1	1	1	
GIESSE ÇİFT DİLLİ KOL GIESSE DOUBLE RAIL HANDLE	07.05.25	GIESSE İSPANYOLET KOL GIESSE HANDLE FOR WINDOWS	1	1	1	1	
	07.25.01	GIESSE TIJ BAĞLANTI PARÇASI GIESSE CONNECTION ROD	1	1	1	1	
RESCARA ÇİFT DİLLİ KOL RESCARA DOUBLE RAIL HANDLE	07.05.32	RESCARA GLOBAL PENCERE KOLU RESCARA GLOBAL HANDLE	1	1	1	1	
	07.13.08	RESCARA KOL BAĞLANTI PARÇASI RESCARA CONNECTION ROD	1	1	1	1	
16.05.07	KİLİT ADAPTÖRÜ LOCK ADAPTÖR	2	3	4	5		
16.04.04	SÜRME DİL SLIDING BOLT	2	3	4	5		
16.05.02	SÜRME KİLİT KARŞILIĞI STRIKER FOR SLIDING LOCK	2	3	4	5		



 <p>07.10.12 HAVUZLU KİLİT ANAHTARLI SLIDING LOCK WITH KEY Malzeme / Material : Alüminyum- Zamak Aluminium -Zamak</p>	 <p>07.10.13 HAVUZLU KİLİT SLIDING LOCK Malzeme / Material : Alüminyum- Zamak Aluminium -Zamak</p>
 <p>07.10.14 ÇİFTLİ HAVUZLU KİLİT ANAHTARLI DOUBLE SLIDING LOCK WITH KEY Malzeme / Material : Alüminyum- Zamak Aluminium -Zamak</p>	 <p>07.10.09 HAVUZ KOL SLIDING HANDLE Malzeme / Material : Alüminyum Aluminium</p>
 <p>07.11.06 KOL ÜSTÜ KARŞILIK STRIKER FOR HANDLE 07.10.12 , 07.10.13 , 07.10.14 Sürme Kilit için / For Handle 07.10.12 , 07.10.13 , 07.10.14</p>	 <p>16.05.05 SÜRME KİLİT ADAPTÖRÜ LOCK ADAPTER 07.10.12 , 07.10.13 , 07.10.14 Sürme Kilit için / For Handle 07.10.12 , 07.10.13 , 07.10.14</p>

HAVUZLU KOL İLE KİLİTLEME SEÇİM TABLOSU LOCKING KIT SELECTION TABLE WITH HANDLE 07.10.13

KOD CODE	TANIM DESCRIPTION	ADET NUMBER	KANAT VENT
07.10.12 07.10.13 07.10.14	HAVUZLU KİLİT SLIDING LOCK	1	ATS58V01 ATS58V02 ATS58V13
16.05.05	SÜRME KİLİT ADAPTÖRÜ SLIDING LOCK ADAPTÖR	1	
07.11.06	KOL ÜSTÜ KARŞILIK STRIKER FOR HANDLE	1	

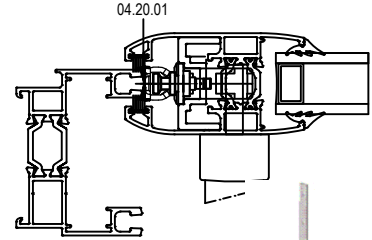
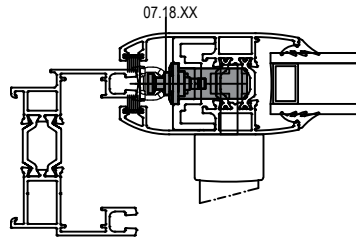
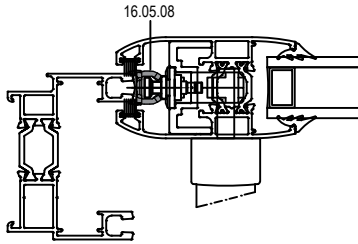
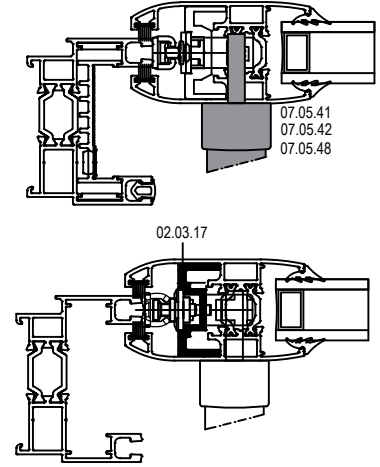


 <p>07.05.41 RESCARA AKUSTİK PENCERE KOLU RESCARA ACOUSTIC HANDLE Renk / Colour : Siyah-Beyaz-Gri Black-White-Grey</p>	 <p>07.05.42 RESCARA AKUSTİK PENCERE KOLU RESCARA ACOUSTIC HANDLE Renk / Colour : Siyah-Beyaz-Gri Black-White-Grey</p>
 <p>07.05.48 RESCARA GİZLİ SÜRME KOLU RESCARA HIDDEN SLIDING HANDLE Renk / Colour : Siyah-Beyaz-Gri Black-White-Grey</p>	 <p>07.05.86. HOLD LINE SEKUSTİK ÇİFT TARAFLI KOL HOLD LINE SECUSTIC HANDLE Renk/Colour: Boyalı-Siyah-Ham Colour-Black-Raw</p>
 <p>07.05.85. HOLD LINE SEKUSTİK KOL HOLD LINE SECUSTIC HANDLE Renk/Colour: Boyalı-Siyah-Ham Colour-Black-Raw</p>	 <p>07.05.79. HOLD LINE SEKUSTİK KIVRIK KOL HOLD LINE SECUSTIC CURVED HANDLE Renk/Colour: Boyalı-Siyah-Ham Colour-Black-Raw</p>
 <p>07.05.82. HOLD LINE MANDALLI KOL İÇ HOLD LINE LATCH INNER HANDLE Renk/Colour: Boyalı-Siyah-Ham Colour-Black-Raw</p>	 <p>07.10.21. HOLD LINE ÇEKME KOL DIŞ HOLD LINE OUTER PULL HANDLE Renk/Colour: Boyalı-Siyah-Ham Colour-Black-Raw</p>
 <p>07.18.XX 15 EKSEN SÜRME İSPANYOLETİ 15 AXIS STEEL GEARBOX SLIDING ESPAGNOLETTE Renk / Colour : Siyah-Beyaz-Gri Black-White-Grey</p>	 <p>04.20.01 KARŞILIK ALT PLASTİK PARÇASI TIN PLATE STRIKER FOR SLIDING LOCK</p>
 <p>16.05.08 SÜRME KİLİT KARŞILIĞI STRIKER FOR SLIDING LOCK</p>	 <p>02.03.17 İSPANYOLET KİLİT ESPAGNOLETTE LOCK</p>

KOL İLE KİLİTLEME SEÇİM TABLOSU

LOCKING KIT SELECTION TABLE WITH PVC HANDLE

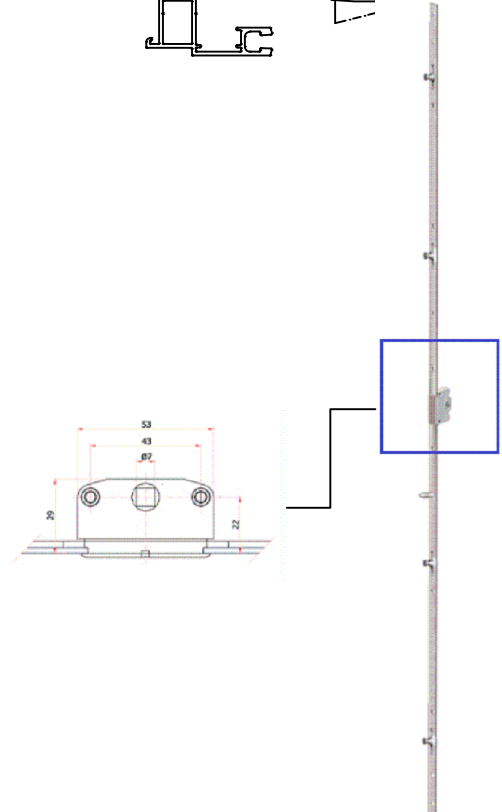
KOD CODE	TANIM DESCRIPTION	ADET NUMBER	KANAT VENT
07.05.41 07.05.42 07.05.48	PVC İSPANYOLET KOL PVC HANDLE	1	ATS58V02
07.05.85 07.05.79 07.05.86 07.05.82 07.10.21	HOLDLINE KOL HOLDLINE HANDLE		
16.05.08	SÜRME KİLİT KARŞILIĞI STRIKER FOR SLIDING LOCK	BKZ. 07.18.xx SEÇİM TABLOSU SEE 07.18.xx SELECTION TABLE	
04.20.01	SÜRME SAC KARŞILIĞI TIN PLATE STRIKER FOR SLIDING LOCK	BKZ. 07.18.xx SEÇİM TABLOSU SEE 07.18.xx SELECTION TABLE	
07.18.XX	TIJLI KİLİT SİSTEMİ ROD LOCKING SYSTEM	1	
02.03.17	İSPANYOLET KİLİT ESPAGNOLETTE LOCK	BKZ. 07.18.xx SEÇİM TABLOSU SEE 07.18.xx SELECTION TABLE	



07.18.xx 22 EKSEN SÜRME İSPANYOLETİ

07.18.xx 22 AXIS STEEL GEARBOX SLIDING ESPAGNOLETTE

KOD CODE	ÖLÇÜ DIMENSION	16.05.08 ADET/NUMBER	04.20.01 ADET/NUMBER	02.03.17 ADET/NUMBER
07.18.24	h: 600mm-800mm / 22	2	2	8
07.18.25	h:800mm-1000mm / 22	2	2	8
07.18.26	h: 1000mm-1200mm / 22	3	3	10
07.18.27	h: 1200mm-1400mm / 22	3	3	10
07.18.28	h: 1400mm-1600mm / 22	3	3	10
07.18.29	h:1600mm-1800mm / 22	3	3	10
07.18.30	h:1800mm-2000mm / 22	4	4	12
07.18.31	h:2000mm-2200mm / 22	4	4	12



 <p>16.02.02 GIESSE AYARLI ÇİFTLİ RULMAN GIESSE ADJUSTABLE CARRERA 2 PULLEYS</p> <p>2 Adet 180 kg taşıyır. / 180 kg with 2 pulleys EN 13126-15 : 2008</p>	 <p>16.02.07 RESCARA AYARLI ÇİFTLİ RULMAN RESCARA ADJUSTABLE CARRERA 2 PULLEYS</p> <p>2 Adet 120 kg taşıyır. / 120 kg with 2 pulleys</p>
 <p>16.01.01 AYARLI TEKLİ RULMAN PULLEY WITH SINGLE WHEEL</p> <p>2 Adet 35 kg taşıyır. / 35 kg with 2 pulleys Max. kanat ölçüsü 600x1500 / Max. vent dimension 600x1500</p>	 <p>16.01.02 AYARLI ÇİFTLİ RULMAN ADJUSTABLE PULLEY</p> <p>2 Adet 65 kg taşıyır. / 65 kg with 2 pulleys Max. kanat ölçüsü 1000x2100 / Max. vent dimension 1000x2100</p>
 <p>16.01.12 METAL TEKERLEKLİ AYARLI RULMAN STEEL ADJUSTABLE PULLEYS</p> <p>2 Adet 65 kg taşıyır. / 65 kg with 2 pulleys Max. kanat ölçüsü 1000x2100 / Max. vent dimension 1000x2100</p>	 <p>16.01.13 METAL TEKERLEKLİ AYARLI RULMAN PULLEY WITH SINGLE WHEEL</p> <p>2 Adet 35 kg taşıyır. / 35 kg with 2 pulleys Max. kanat ölçüsü 600x1500 / Max. vent dimension 600x1500</p>
 <p>16.02.06 SİNEKLİK RULMANI SWATTER PULLEYS</p>	 <p>16.06.02 ÇELİK RAY STEEL RAIL</p> <p>Malzeme / Material : Paslanmaz Çelik Stainless Steel</p>
 <p>21.01.07 PUNCH MAKİNESİ PUNCH MACHINE (PNÖMATİK)</p>	

MİMARİ KATALOG
ARCHITECTURAL CATALOGUE

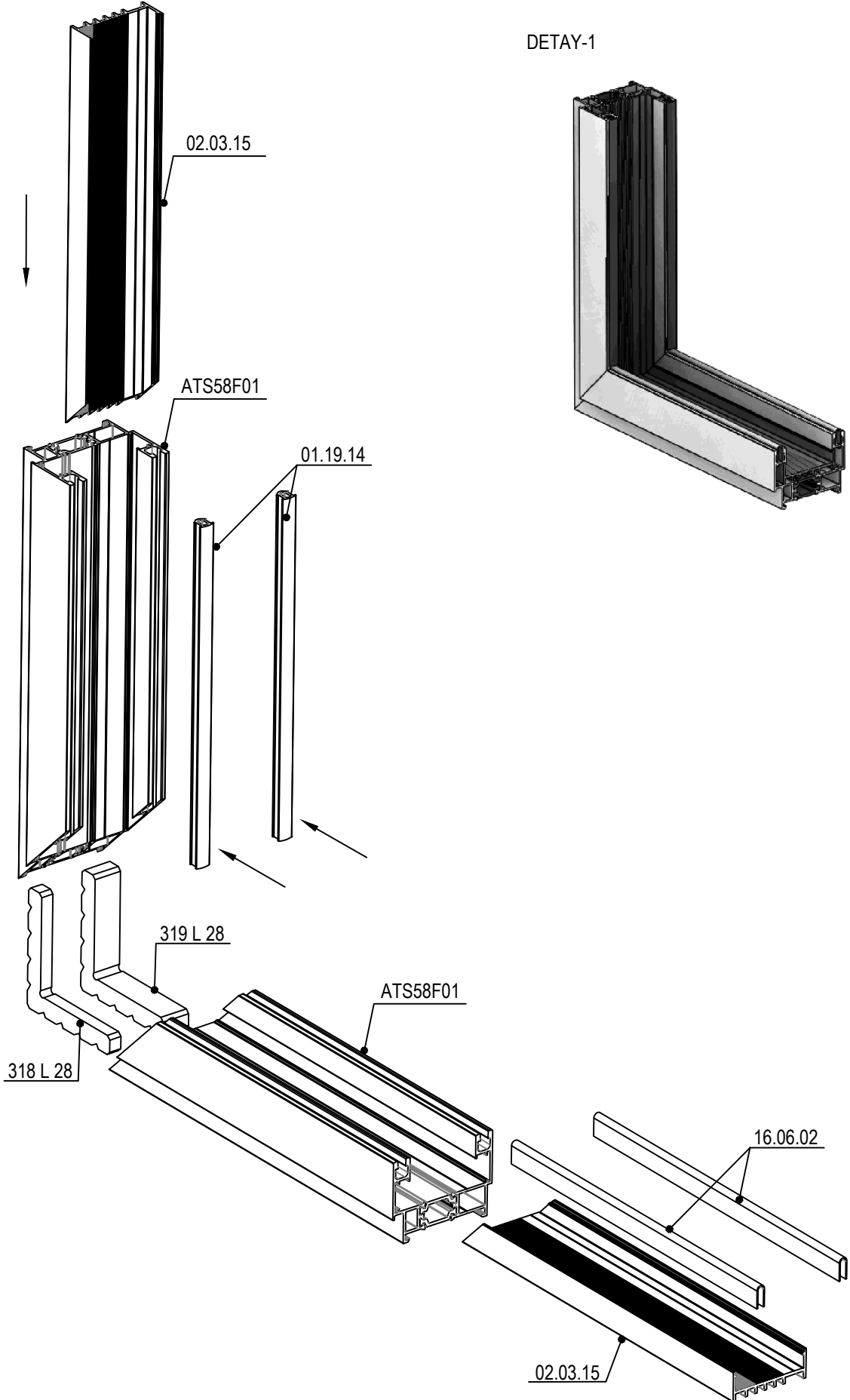
Alüminyum Sürme Sistemleri
Aluminium Sliding Systems

RST58

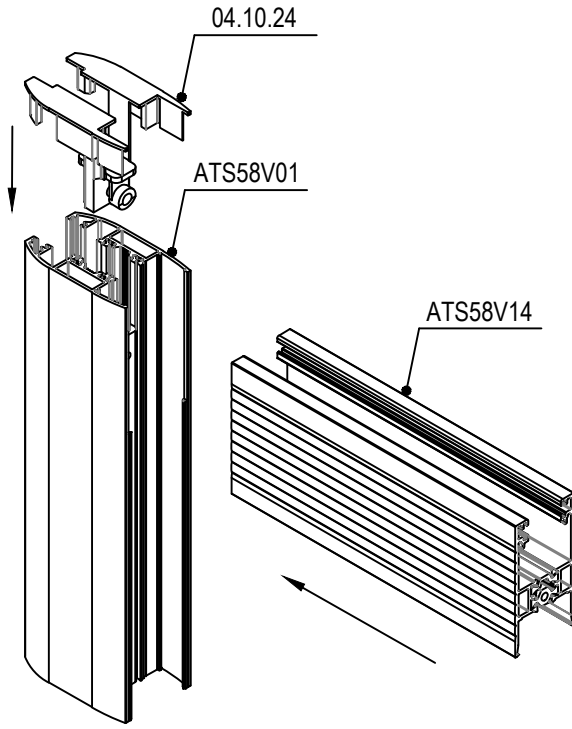
İMALAT DETAYLARI

FABRICATION DETAILS

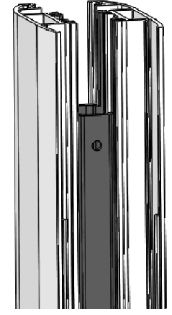
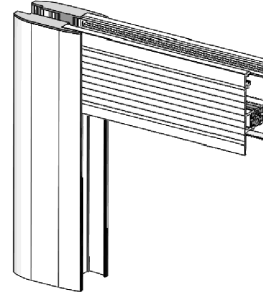
(1) KASA KÖŞE BAĞLANTI DETAYI
FRAME CORNER DETAIL



(2) DÜŞEY - YATAY KANAT BAĞLANTI DETAYI (ÜST)
VERTICAL & HORIZONTAL VENT CONNECTION DETAIL (UPPER)

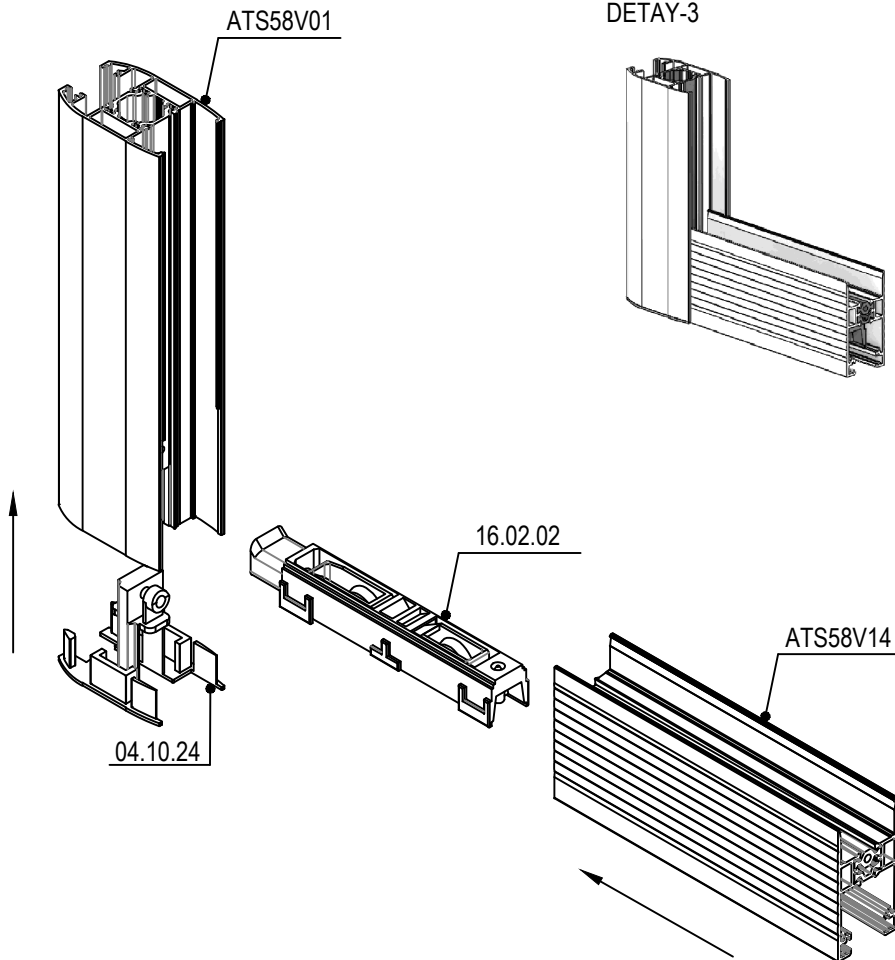


DETAY-2

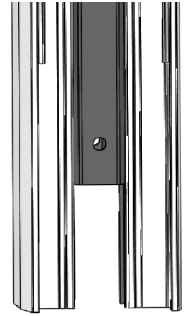
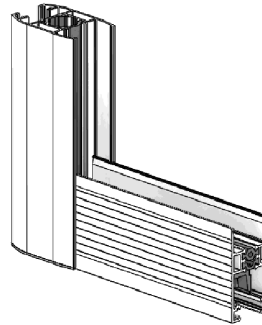


*Punch kertme detayı

(3) DÜŞEY - YATAY KANAT BAĞLANTI DETAYI (ALT)
VERTICAL & HORIZONTAL VENT CONNECTION DETAIL (BOTTOM)

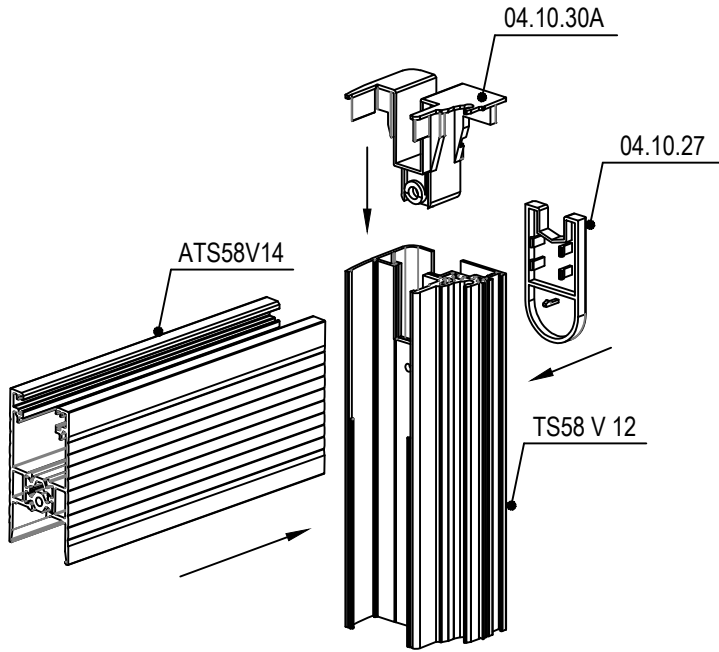


DETAY-3

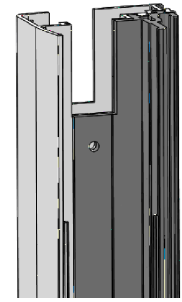
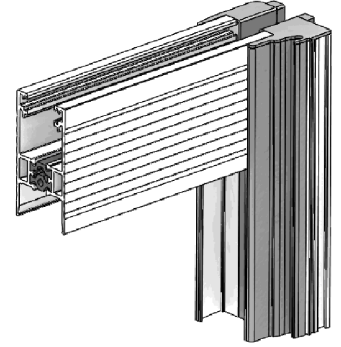


*Punch kertme detayı

(4) DÜŞEY - YATAY KANAT BAĞLANTI DETAYI (ÜST)
VERTICAL & HORIZONTAL VENT CONNECTION DETAIL (UPPER)



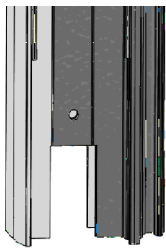
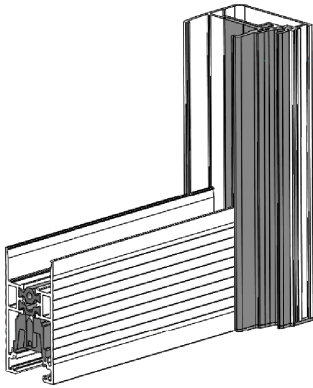
DETAY-4



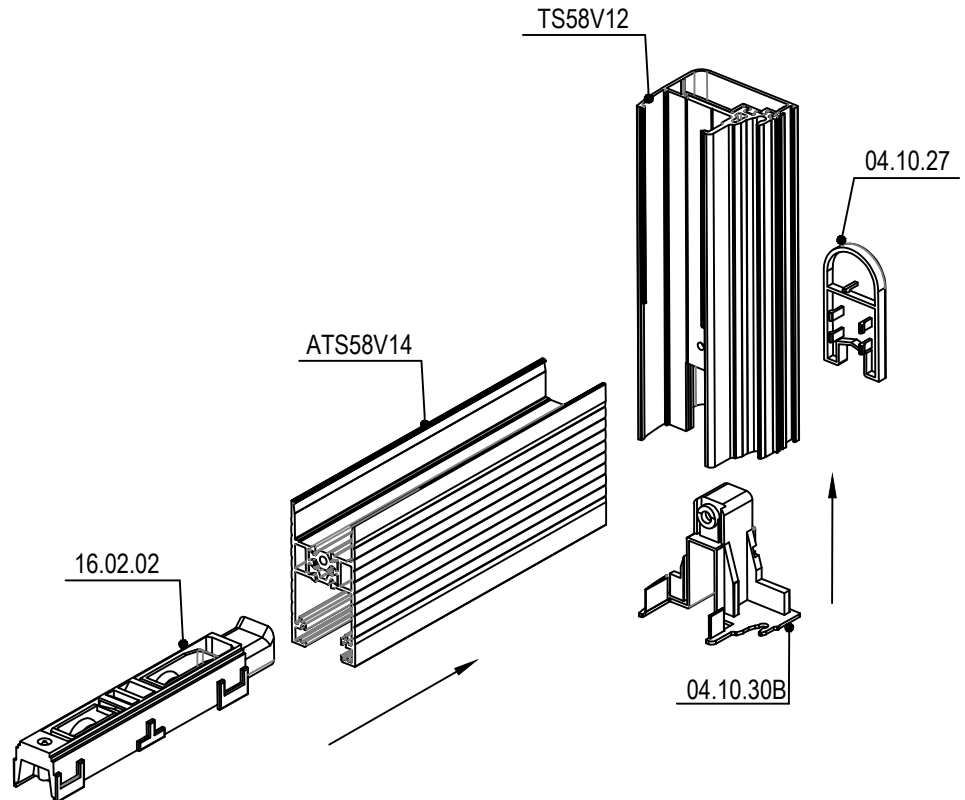
*Punch kertme detayı

(5) DÜŞEY - YATAY KANAT BAĞLANTI DETAYI (ALT)
VERTICAL & HORIZONTAL VENT CONNECTION DETAIL (BOTTOM)

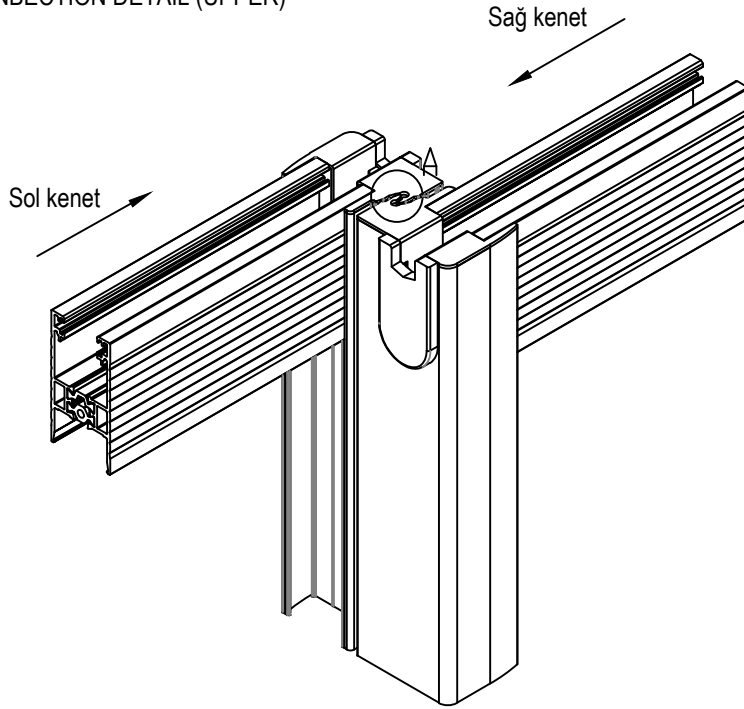
DETAY-5



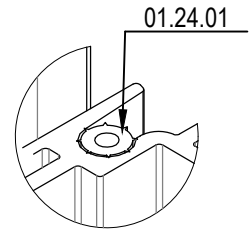
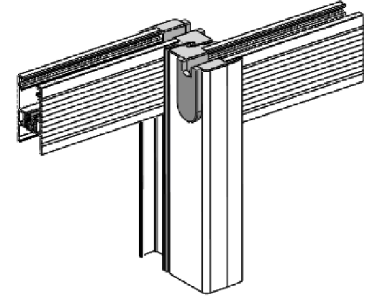
*Punch kertme detayı



(6) KENET BAĞLANTI DETAYI (ÜST)
CONNECTION DETAIL (UPPER)



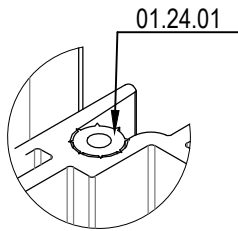
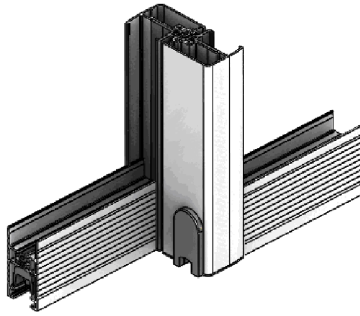
DETAY-6



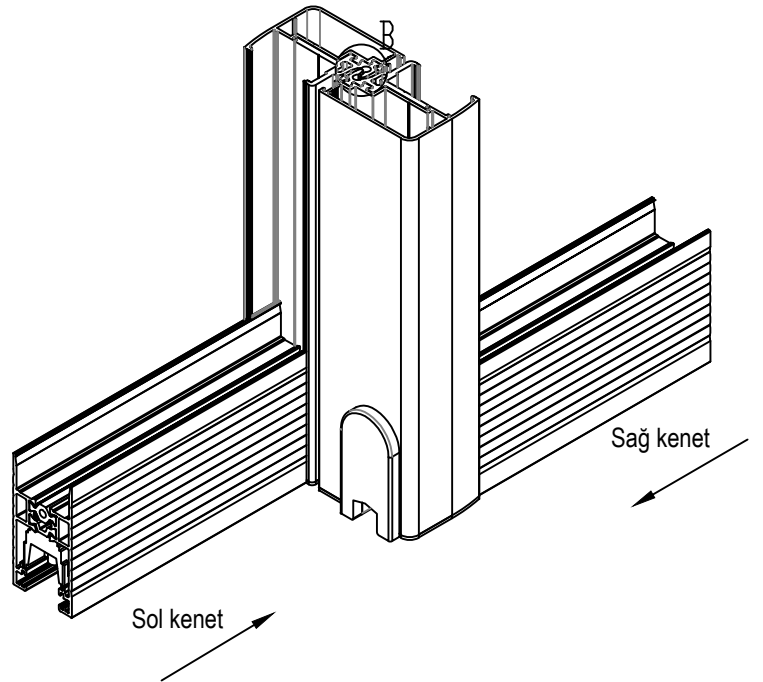
Detay/Detail-A
Ölçek/Scale 2:1

(7) KENET BAĞLANTI DETAYI (ALT)
CONNECTION DETAIL (BOTTOM)

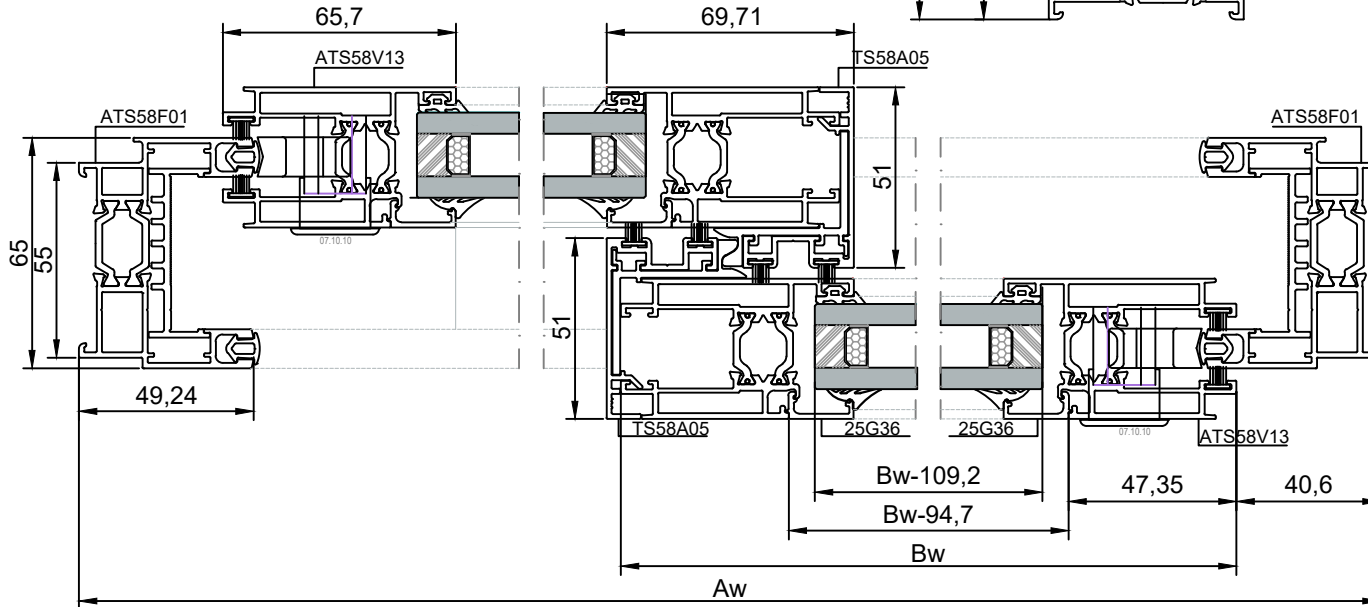
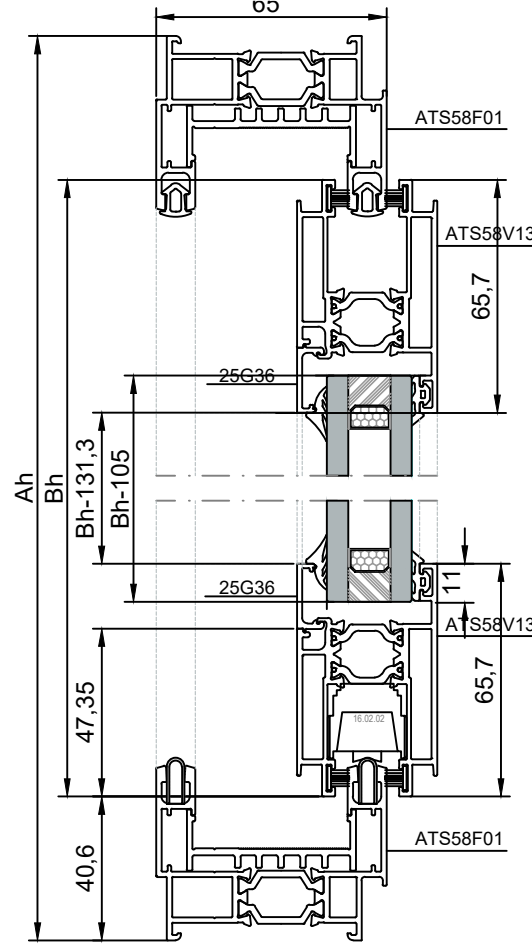
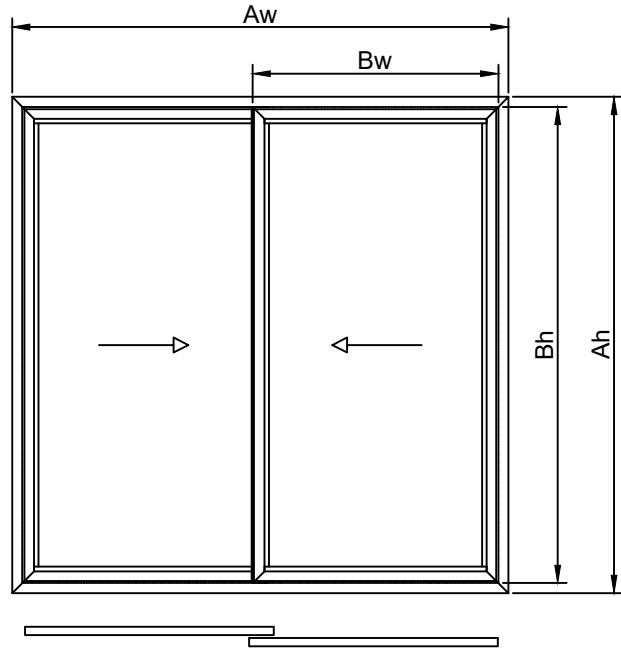
DETAY-7



Detay/Detail-B
Ölçek/Scale 2:1



RST58



PROFİLLER / Profiles

KOD code	PROFİL profile	ADET unit	KESİM ÖLÇÜSÜ Cutting Dimension
ATS58F01		2	A_w
		2	A_h
ATS58V13		4	$B_w = \frac{A_w}{2} - 9,8$
		4	$B_h = A_h - 81,2$
25G36		4	$G_w = B_w - 94,7$
		4	$G_h = B_h - 131,3$
TS58A05		2	$T = B_h$

CAM /Glass	2	$G_lw = B_w - 109,2$
	2	$G_lh = B_h - 109,2$

AKSESUARLAR/ Accessories

KOD code	AÇIKLAMA description	ADET unit	KESİM ÖLÇÜSÜ Cutting Dimension
238 L 03	KÖŞE TAKOZU /corner cleat	8	
238 L 32	KÖŞE TAKOZU /corner cleat	8	
318 L 28	KÖŞE TAKOZU /corner cleat	4	
319 L 28	KÖŞE TAKOZU /corner cleat	4	
04.01.02	KANAT SABİTLEYİCİ /fixed vent	8	
04.07.19	PVC KÖŞE ÇAVUŞU / pvc corner cleat	8	
04.10.27	KANAT KAPAĞI / cap for vent	4	
04.11.08	SIZDIRMAZLIK PARÇASI / sealing piece	2	
04.19.01	PVC TAPA / pvc plug	35-40 cmde bir	
07.10.10	HAVUZLU KİLİT / sliding lock	2	
16.05.05	SÜRME KİLİT ADAPTÖRÜ/ sliding lock adapter	2	
07.11.03	KOL ÜSTÜ KARŞILIK/ striker for handle	2	
16.02.02	RULMAN / giesse adjustable carrera	4	

FİTİLLER/ Gaskets

01.16.19	DIŞ CAM FİTİLİ		$4A_h + 2A_w$
01.17.08	İÇ CAM FİTİLİ		$4A_h + 2A_w$
02.03.15	PVC YALITIM ADAPTÖRÜ		$2A_h + 2A_w$
02.03.20	ORTA KENET ADAPTÖRÜ		$2A_h$
16.06.02	ÇELİK RAY		$2A_w$
17.01.02	FİRÇA FİTİL		$8A_h + 4A_w$
01.19.14	SÜRME ORTA FİTİL		$4A_h + 2A_w$