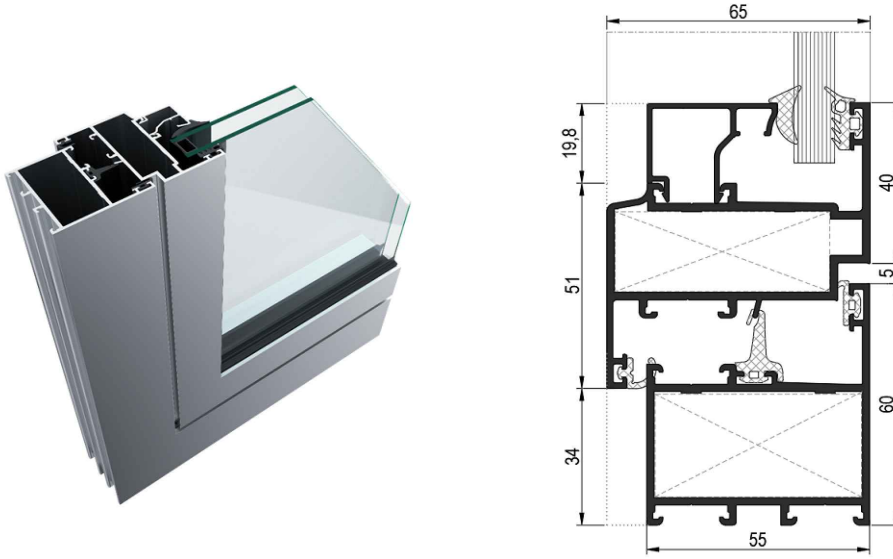


**MİMARİ KATALOG**  
ARCHITECTURAL CATALOGUE

**Alüminyum Kapı ve Pencere Sistemleri**  
Aluminium Door and Window Systems



**RW55**



## TEKNİK ÖZELLİKLERİ / TECHNICAL PROPERTIES

<b>KASA DERİNLİĞİ</b> / <i>FRAME DEPTH</i>	55 mm
<b>KANAT DERİNLİĞİ</b> / <i>VENT DEPTH</i>	65 mm
<b>PROFİL ET KALINLIĞI</b> / <i>PROFILE WALL THICKNESS</i>	1,4 / 1,8 / 2 mm
<b>MAKS. CAM KALINLIĞI</b> / <i>MAX. GLASS THICKNESS</i>	36 mm

## KULLANIM SEÇENEKLERİ / APPLICATION ALTERNATIVES

	<b>KAPI</b> DOOR	<b>PENCERE</b> WINDOW
<b>İÇE AÇILIR</b> / <i>INWARD OPENING</i>	•	•
<b>DIŞA AÇILIR</b> / <i>OUTWARD OPENING</i>	•	
<b>VASİSTAS</b> / <i>BOTTOM HUNG</i>		•
<b>İÇE AÇILIR HEMYÜZ KAPI</b> / <i>INWARD OPENING COPLANAR DOOR</i>	•	
<b>ÇİFT EKSEN AÇILIM</b> / <i>TILT&amp;TURN OPENING</i>	•	•
<b>ÇARPMA KAPI</b> / <i>SWINGING DOOR</i>	•	
<b>PİVOT</b> / <i>PIVOT</i>		•

**MİMARİ KATALOG**  
ARCHITECTURAL CATALOGUE

**Alüminyum Kapı ve Pencere Sistemleri**  
Aluminium Door and Window Systems

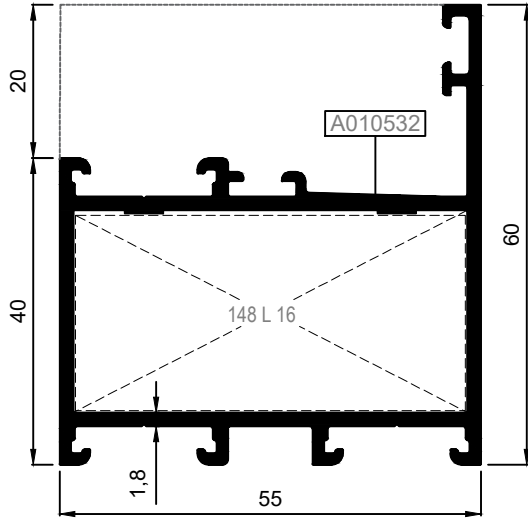
# RW55

**PROFİLLER**

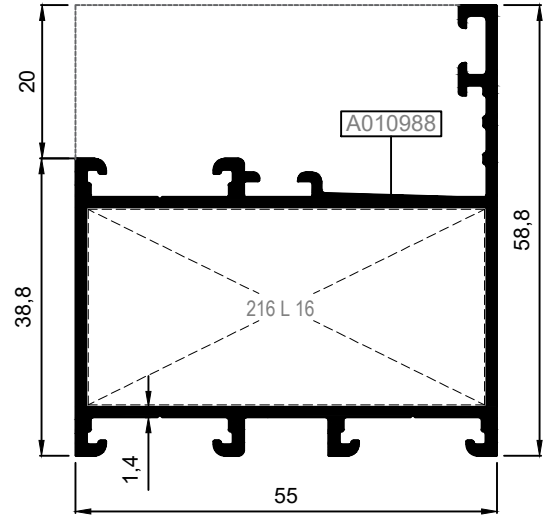
**PROFILES**

KOD / CODE	AĞIRLIK (kg/m) / WEIGHT	Jxx cm <sup>4</sup>	Jyy cm <sup>4</sup>	L m	
55F01	1,188	18,059	11,712	6	
55F02	1,486	24,919	30,833	6	
55F08	0,984	15,029	9,853	6	
55F09	1,136	19,101	24,585	6	

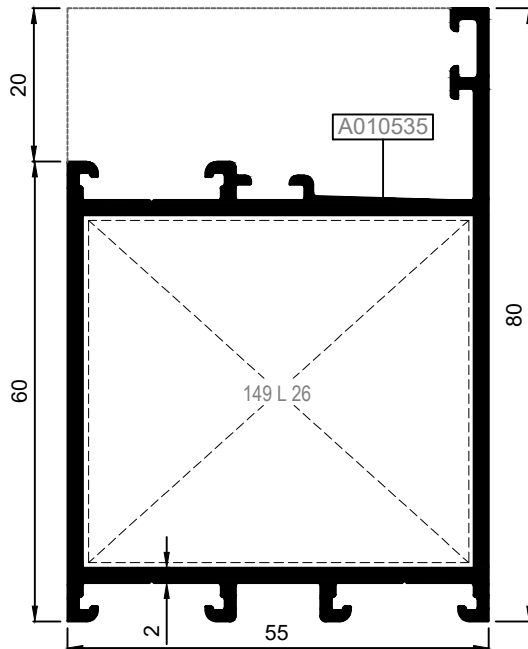
55F01



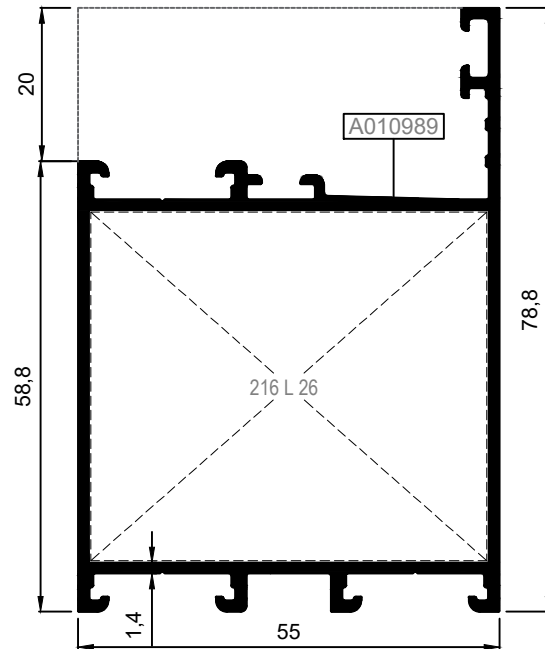
55F08



55F02



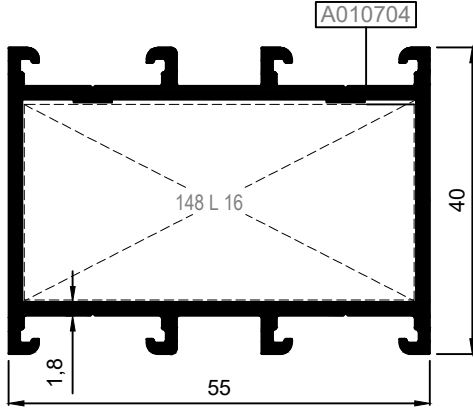
55F09



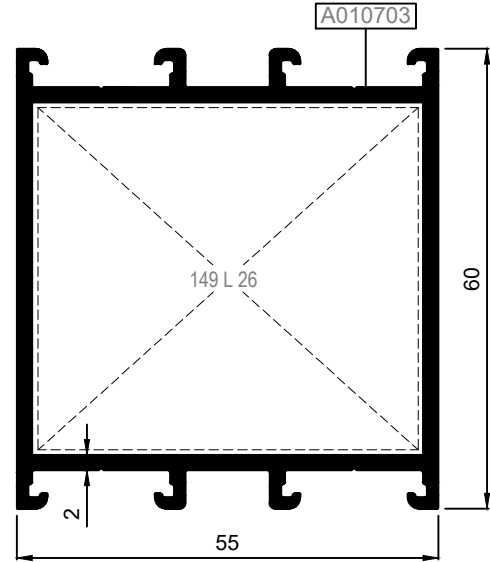
Nr		L m	KEŞİM ÖLÇÜSÜ CUTTING SIZE	AKS. KODU ACS. CODE
55F01	A010532	25L16 (A002061)	51,1 mm	148 L 16
55F02	A010535	25L26 (A010540)	50,7 mm	149 L 26
55F08	A010988	25L16 (A002061)	51,9 mm	216 L 16
55F09	A010989	25L26 (A010540)	51,9 mm	216 L 26

KOD / CODE	AĞIRLIK (kg/m) / WEIGHT	Jxx cm <sup>4</sup>	Jyy cm <sup>4</sup>	L m	
55F03	1,067	15,366	7,669	6	
55F04	1,358	22,014	23,463	6	
55F05	1,475	23,612	30,167	6	
55F14	1,039	14,232	4,405	6	

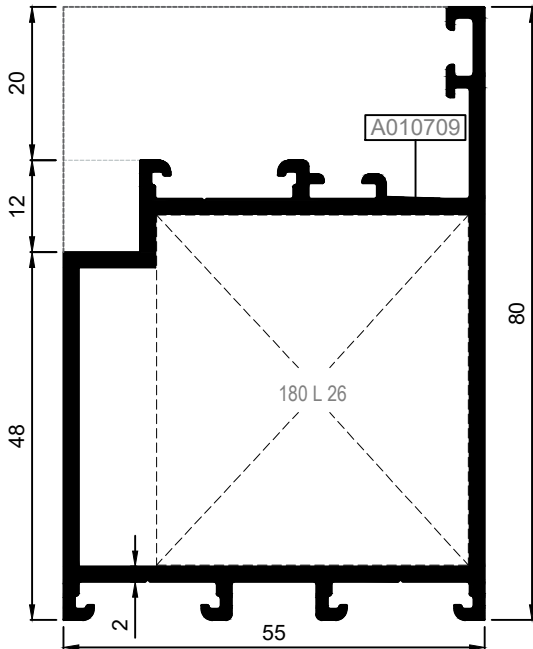
55F03



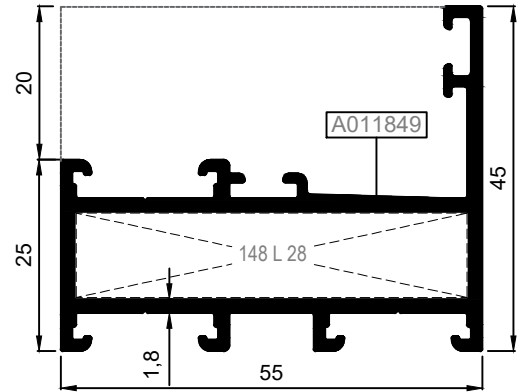
55F04





55F05




55F14

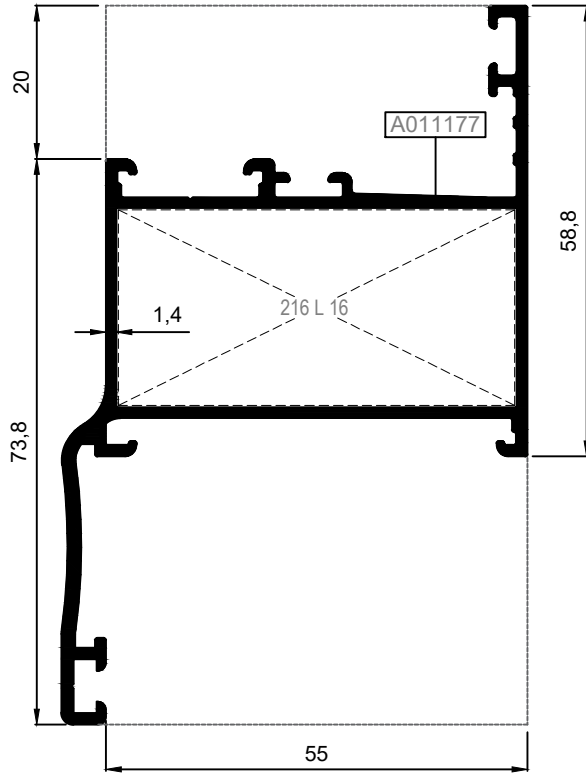


HEMYÜZ KAPI KASA PROFİLİ  
FLUSH DOOR FRAME PROFILE

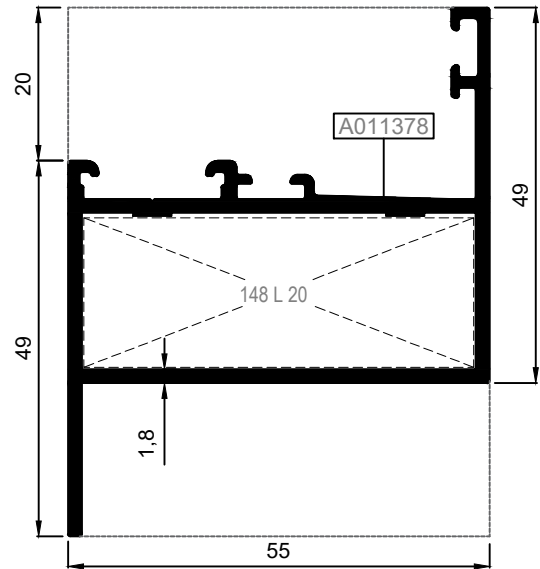
Nr	 L m	KESİM ÖLÇÜSÜ CUTTING SIZE	 AKS. KODU ACS. CODE
55F03	A010704	25L16 (A002061)	51,1 mm 148 L 16
55F04	A010703	25L26 (A010540)	50,7 mm 149 L 26
55F05	A010709	25L26 (A010540)	40,7 mm 180 L 26
55F14	A011849	25L28 (A010542)	51,1 mm 148 L 28



KOD / CODE	AĞIRLIK (kg/m) / WEIGHT	Jxx cm <sup>4</sup>	Jyy cm <sup>4</sup>	L m	
55F11	1,172	23,482	22,086	6	
55F13	1,096	17,598	9,019	6	

55F11



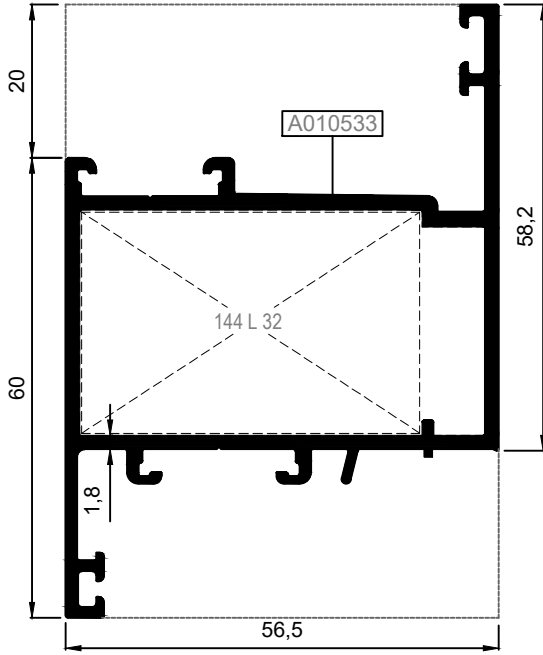
55F13



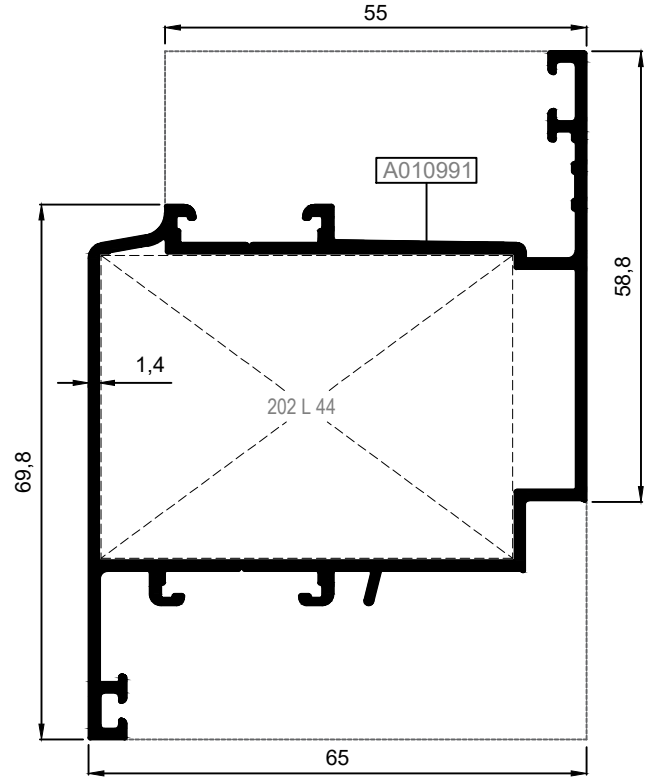
Nr		 L m	KESİM ÖLÇÜSÜ CUTTING SIZE	 AKS. KODU ACS. CODE
55F11	A011177	25L16 (A002061)	51,9 mm	216 L 16
55F13	A011378	25L20 (A002166)	51,1 mm	148 L 20

KOD / CODE	AĞIRLIK (kg/m) / WEIGHT	Jxx cm4	Jyy cm4	L m	
55V01	1,301	22,631	17,855	6	
55V02	1,324	26,958	11,675	6	
55V08	1,073	22,301	9,889	6	
55V09	1,225	28,005	24,810	6	

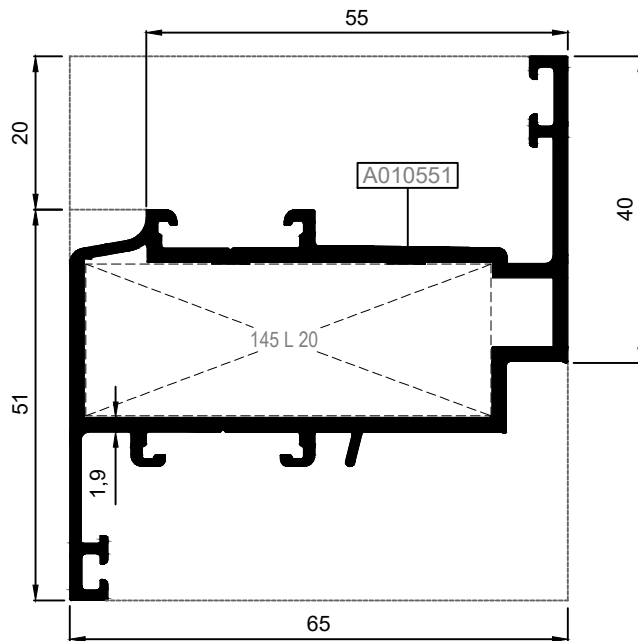
55V01



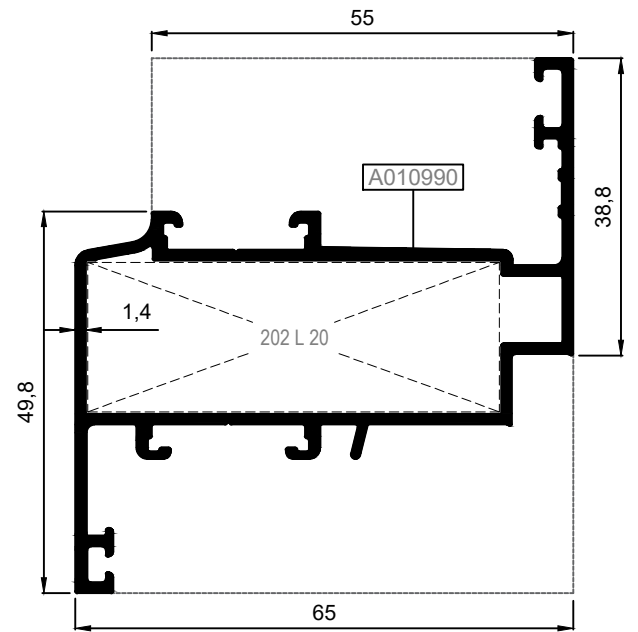
55V09



55V02



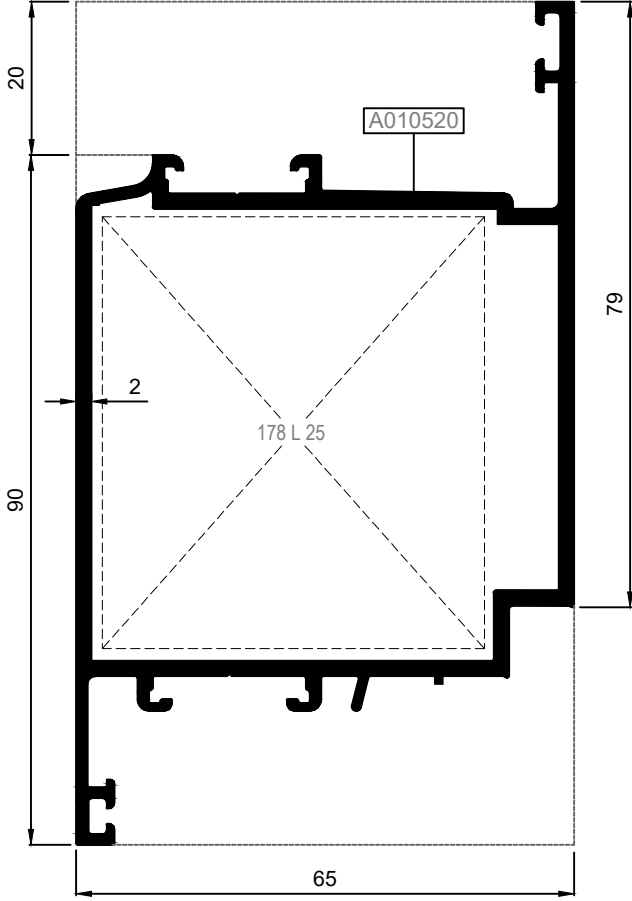
55V08



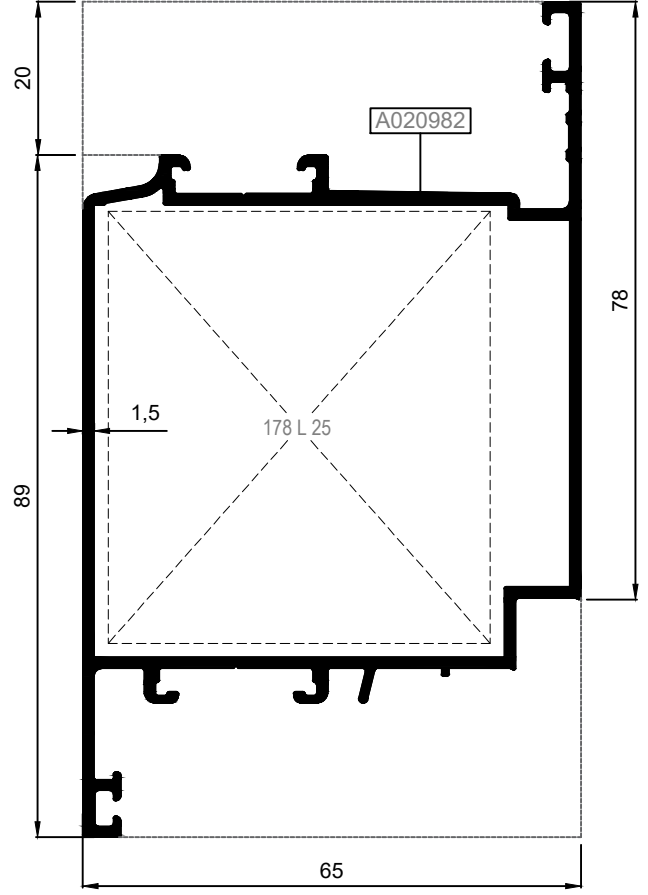
Nr		L m	KESİM ÖLÇÜSÜ CUTTING SIZE	AKS. KODU ACS. CODE
55V01	A010533	25L32 (A002430)	44,4 mm	144 L 32
55V02	A010551	25L20 (A002166)	52,9 mm	145 L 20
55V08	A010990	25L20 (A002166)	53,6 mm	202 L 20
55V09	A010991	25L44 (A010786)	53,6 mm	202 L 44

KOD / CODE	AĞIRLIK (kg/m) / WEIGHT	Jxx cm <sup>4</sup>	Jyy cm <sup>4</sup>	L m	
55V03	1,794	43,222	59,040	6	
55V07	1,741	42,799	56,432	6	
55V11	1,442	35,060	49,367	6	

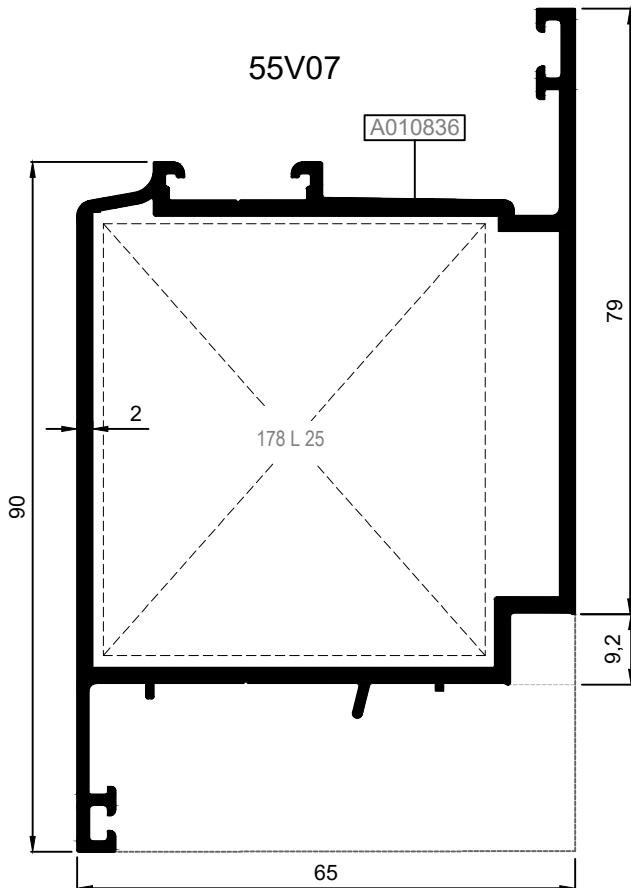
55V03



55V11



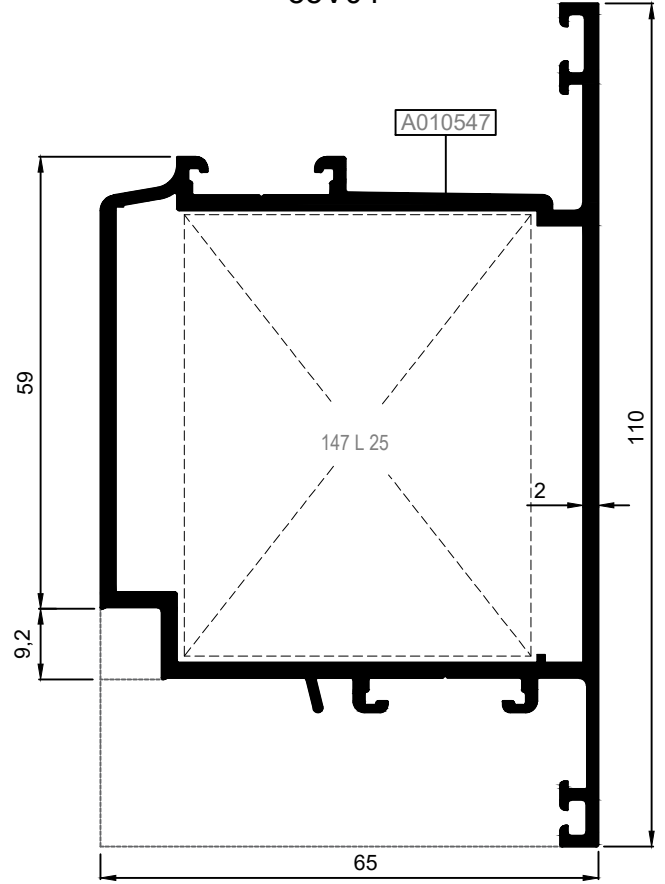
55V07



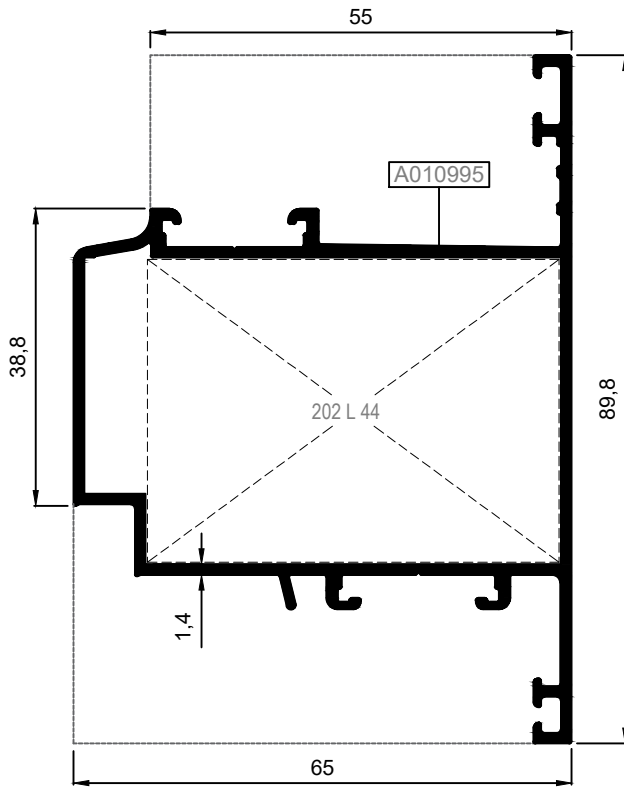
Nr	L m	KESİM ÖLÇÜSÜ CUTTING SIZE	AKS. KODU ACS. CODE
55V03	A010520	25L25 (A010539)	178 L 25
55V07	A010836	25L25 (A010539)	178 L 25
55V11	A020982	25L25 (A010539)	178 L 25

KOD / CODE	AĞIRLIK (kg/m) / WEIGHT	Jxx cm <sup>4</sup>	Jyy cm <sup>4</sup>	L m	
55V04	1,794	41,276	59,092	6	
55V10	1,217	25,578	24,792	6	

55V04



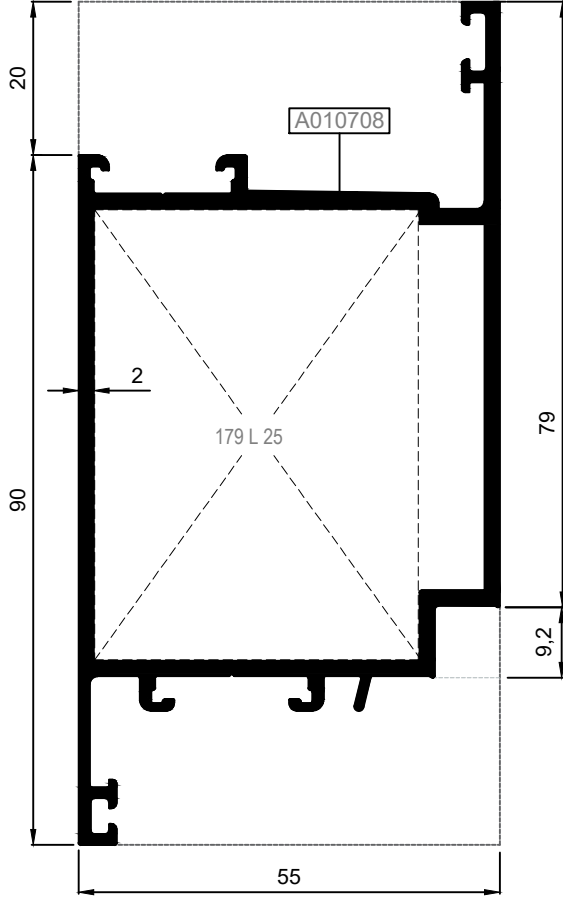
55V10



Nr		L m	KESİM ÖLÇÜSÜ CUTTING SIZE	AKS. KODU ACS. CODE
55V04	A010547	25L25 (A010539)	46,7 mm	147 L 25
55V10	A010995	25L44 (A010786)	53,6 mm	202 L 44

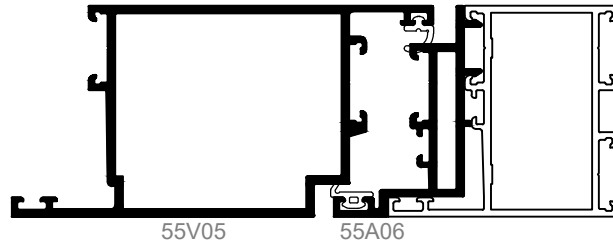
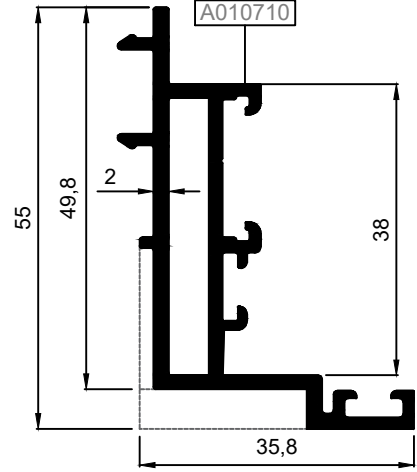
KOD / CODE	AĞIRLIK (kg/m) / WEIGHT	Jxx cm4	Jyy cm4	L m	
55V05	1,695	30,230	55,435	6	
55A06	0,826	----	----	6	

55V05



HEMYÜZ KAPI KANAT PROFİLİ  
FLUSH DOOR VENT PROFILE

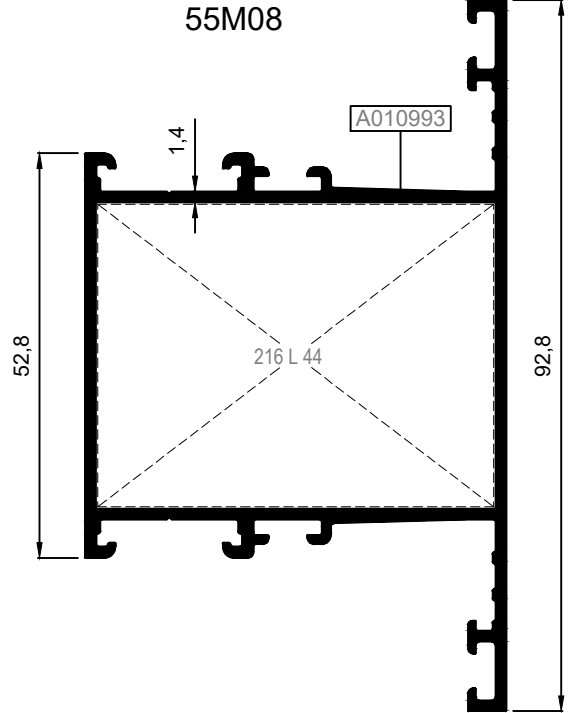
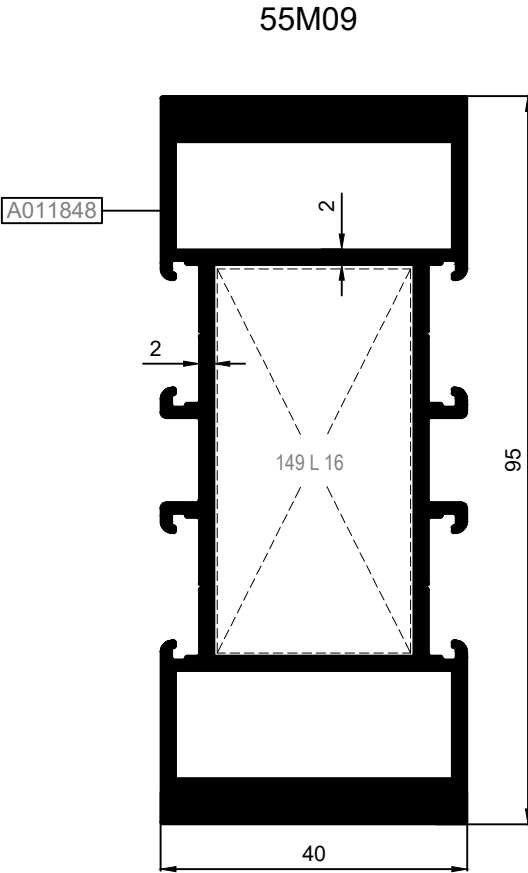
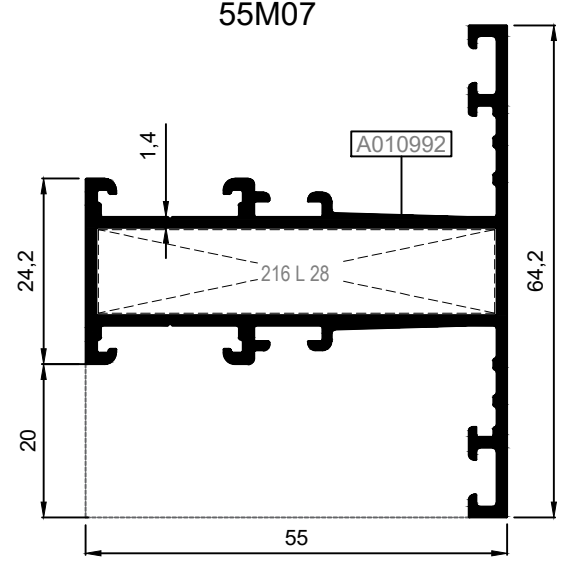
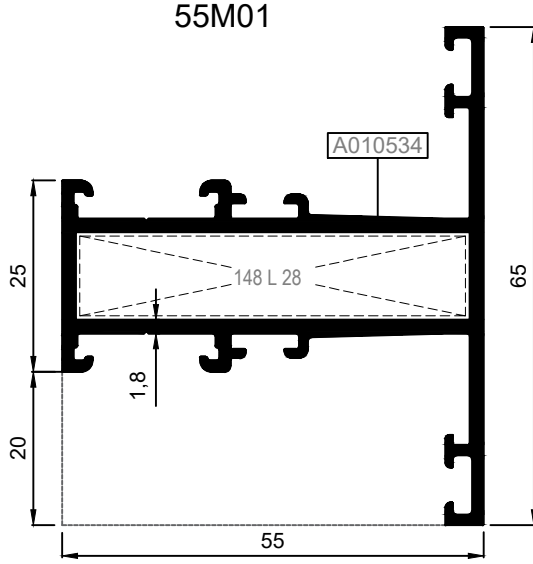
55A06



Ölçek/Scale: 1/2

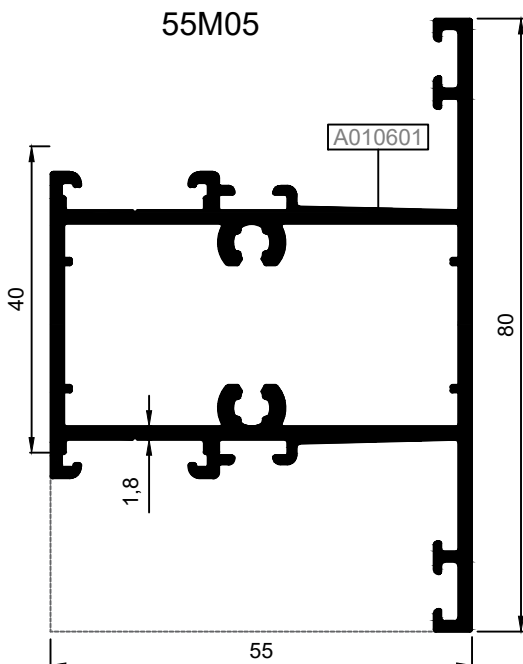
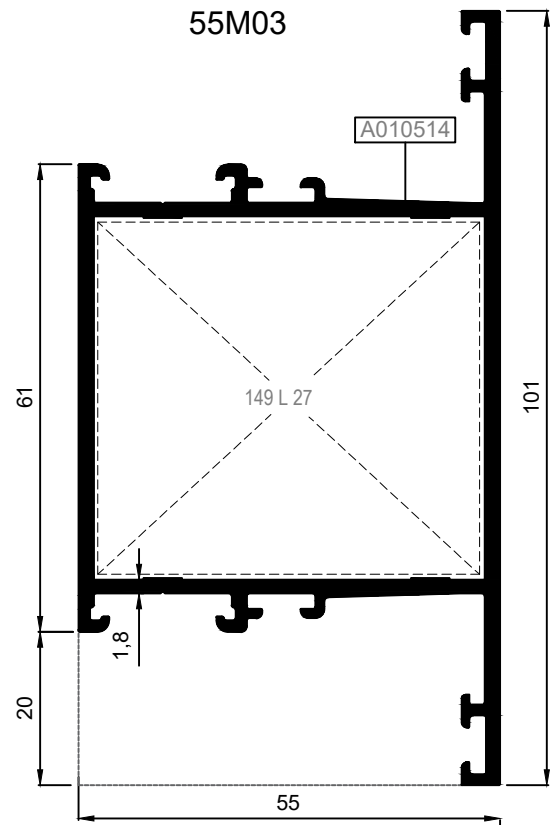
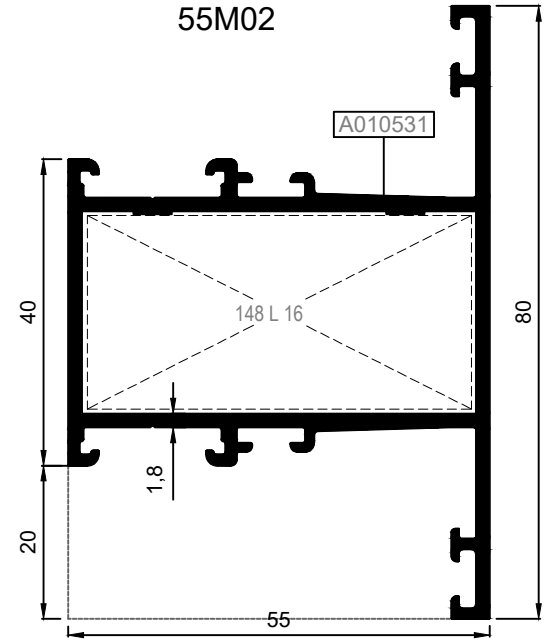
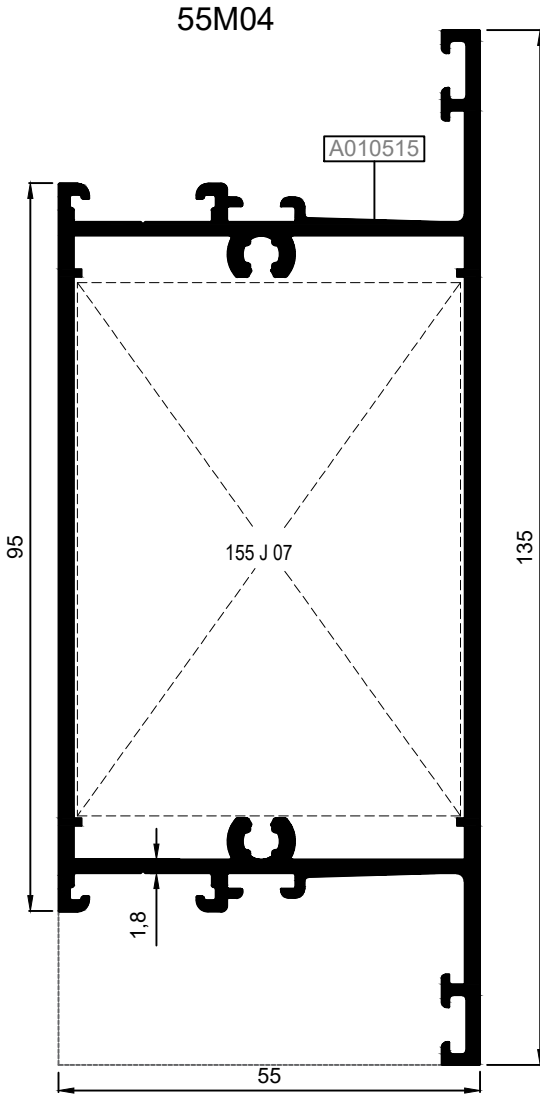
Nr		L m	KESİM ÖLÇÜSÜ CUTTING SIZE	AKS. KODU ACS. CODE
55V05	A010708	25L25 (A010539)	42,2 mm	179 L 25

KOD / CODE	AĞIRLIK (kg/m) / WEIGHT	Jxx cm <sup>4</sup>	Jyy cm <sup>4</sup>	L m	
55M01	1,163	16,546	7,347	6	
55M07	0,980	13,951	6,553	6	
55M08	1,197	19,897	25,821	6	
55M09	2,745	125,091	18,463	6	



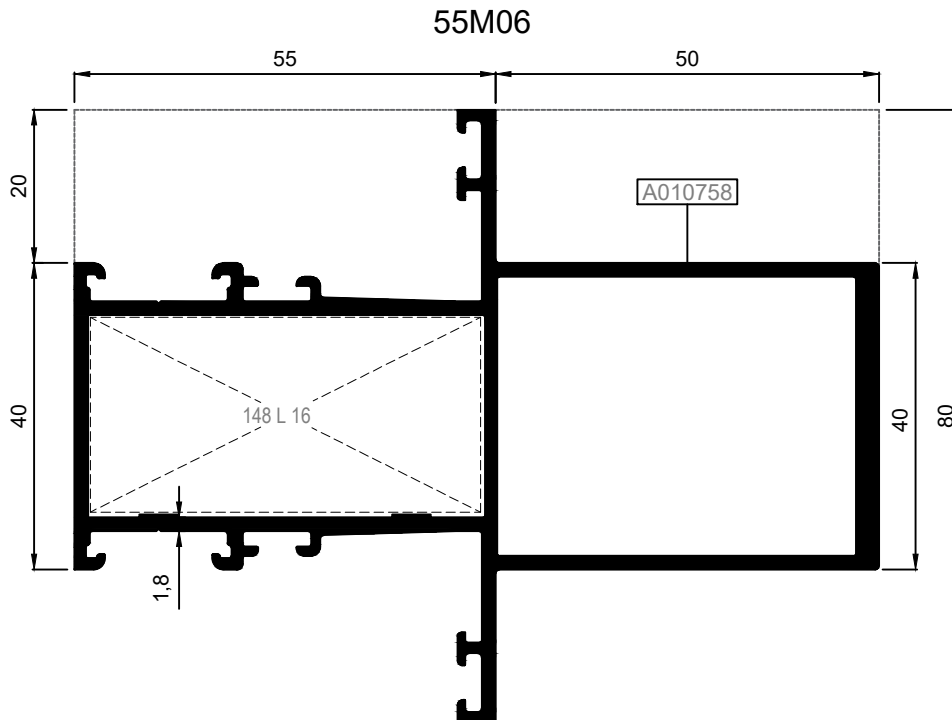
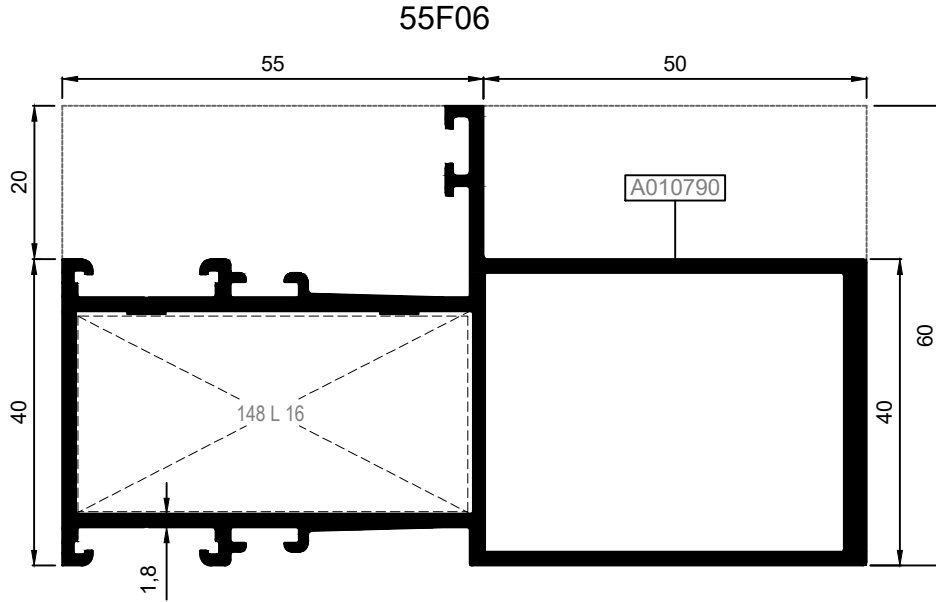
Nr		L m	KESİM ÖLÇÜSÜ CUTTING SIZE	AKS. KODU ACS. CODE
55M01	A010534	25J07(A010652)	10,9 mm	152 J 07
55M07	A010992	25J07(A010652)	10,9 mm	152 J 07
55M08	A010993	25J07(A010652)	39,7 mm	187 J 07
55M09	A011848	25J07(A010652)	25,5 mm	135 J 07
Nr		L m	KESİM ÖLÇÜSÜ CUTTING SIZE	AKS. KODU ACS. CODE
55M01	A010534	25L28 (A010542)	51,1 mm	148 L 28
55M07	A010992	25L28 (A010542)	51,9 mm	216 L 28
55M08	A010993	25L44 (A010786)	51,9 mm	216 L 44
55M09	A011848	25L16 (A002061)	50,7 mm	149 L 16

KOD / CODE	AĞIRLIK (kg/m) / WEIGHT	Jxx cm <sup>4</sup>	Jyy cm <sup>4</sup>	L m	
55M02	1,349	21,229	17,332	6	
55M03	1,593	27,579	41,026	6	
55M04	2,098	37,607	114,371	6	
55M05	1,485	21,557	17,837	6	



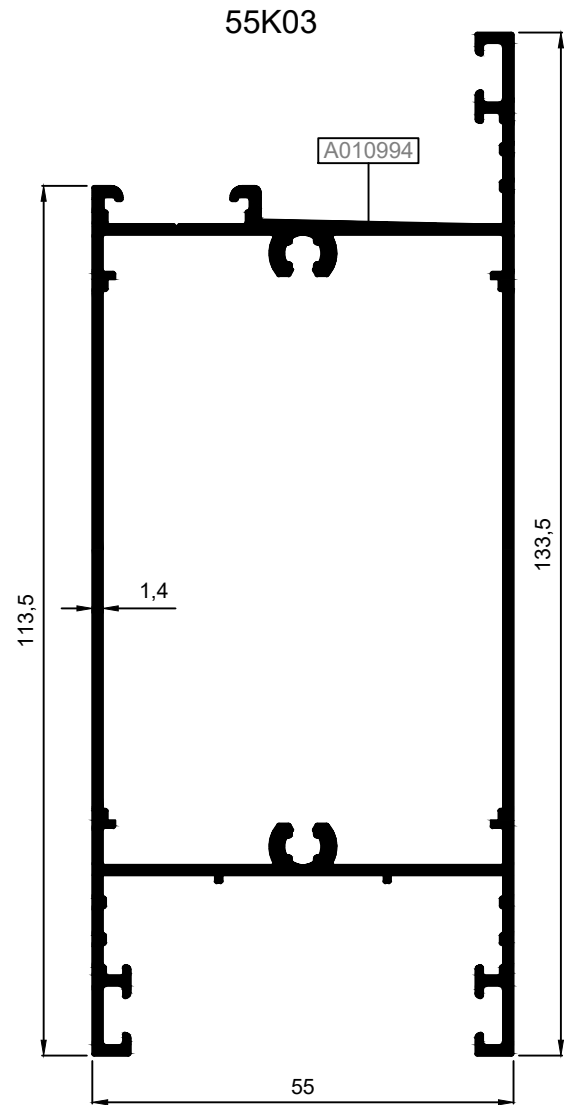
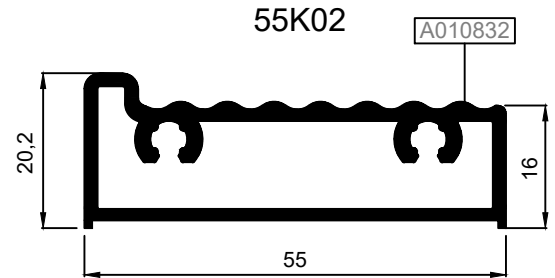
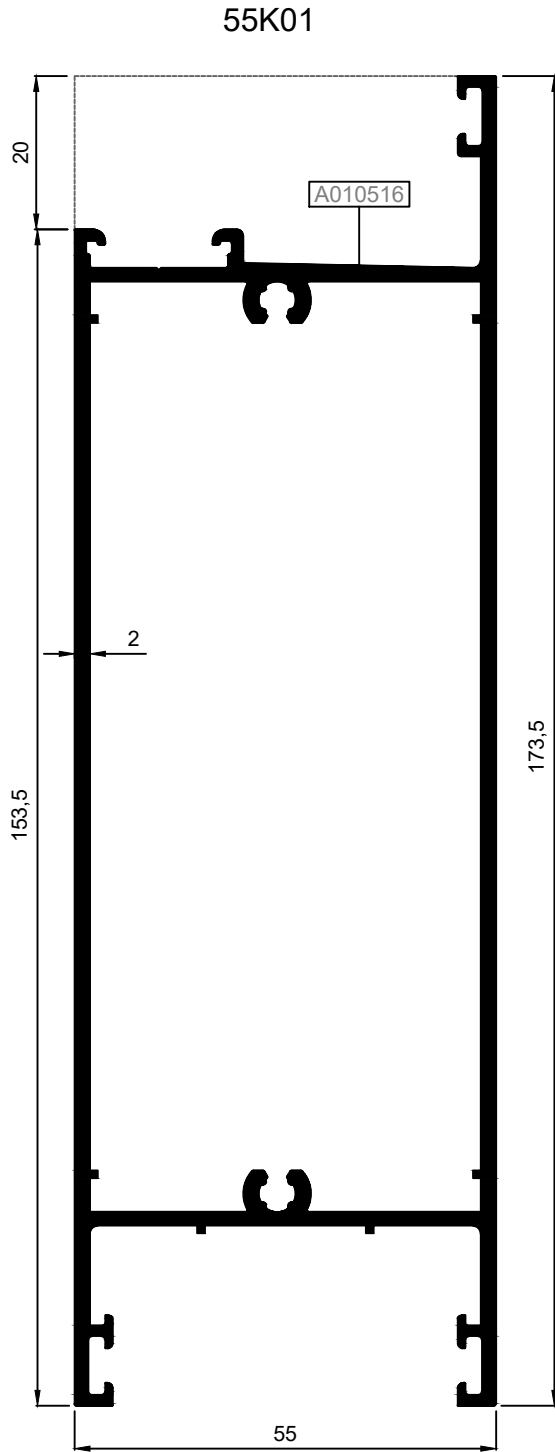
Nr		L m	KEŞİM ÖLÇÜSÜ CUTTING SIZE	AKS. KODU ACS. CODE
55M02	A010531	25J07(A010652)	25,5 mm	135 J 07
55M03	A010514	25J07(A010652)	46,5 mm	154 J 07
55M04	A010515	25J07(A010652)	70,1 mm	155 J 07
55M05	A010601	25J07(A010652)	15,1 mm	153 J 07
Nr		L m	KEŞİM ÖLÇÜSÜ CUTTING SIZE	AKS. KODU ACS. CODE
55M02	A010531	25L16 (A002061)	51,1 mm	148 L 16
55M03	A010514	25L27 (A010541)	50,7 mm	149 L 27





KOD / CODE	AĞIRLIK (kg/m) / WEIGHT	Jxx cm <sup>4</sup>	Jyy cm <sup>4</sup>	L m	
55F06	1,961	86,050	19,744	6	
55M06	2,095	86,028	25,043	6	



Nr		L m	KESİM ÖLÇÜSÜ CUTTING SIZE	AKS. KODU ACS. CODE
55F06	A010790	25L16 (A002061)	51,1 mm	148 L 16
55M06	A010758	25L16 (A002061)	51,1 mm	148 L 16
Nr		L m	KESİM ÖLÇÜSÜ CUTTING SIZE	AKS. KODU ACS. CODE
55M06	A010758	25J07(A010652)	25,5 mm	135 J 07

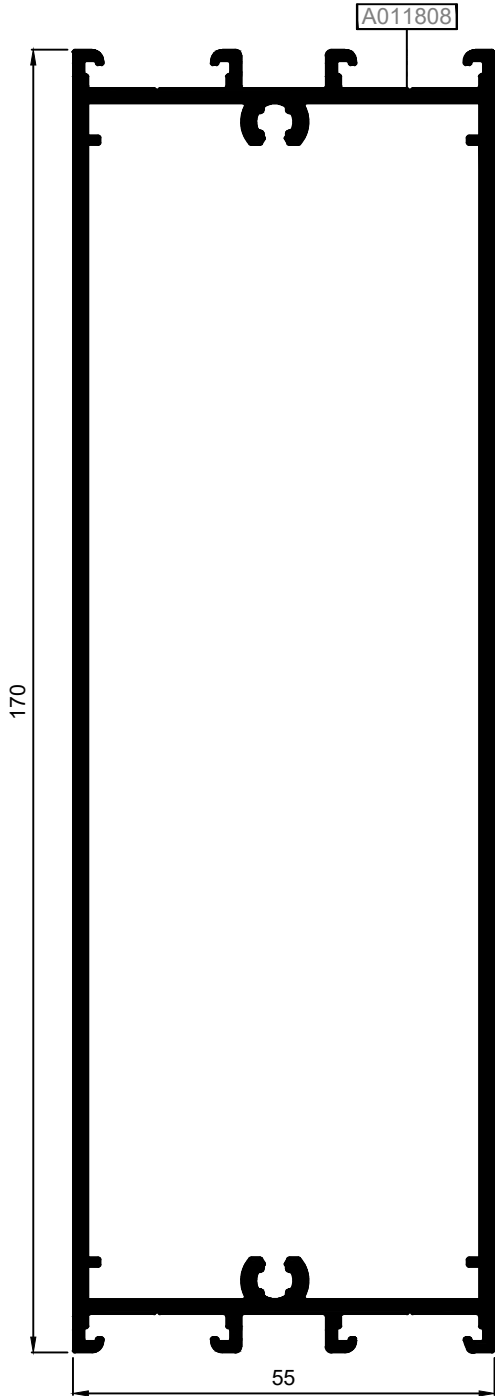
KOD / CODE	AĞIRLIK (kg/m) / WEIGHT	Jxx cm <sup>4</sup>	Jyy cm <sup>4</sup>	L m	
55K01	2,576	52,207	269,589	6	
55K03	1,702	31,989	103,10	6	
55K02	0,796	9,801	1,053	6	



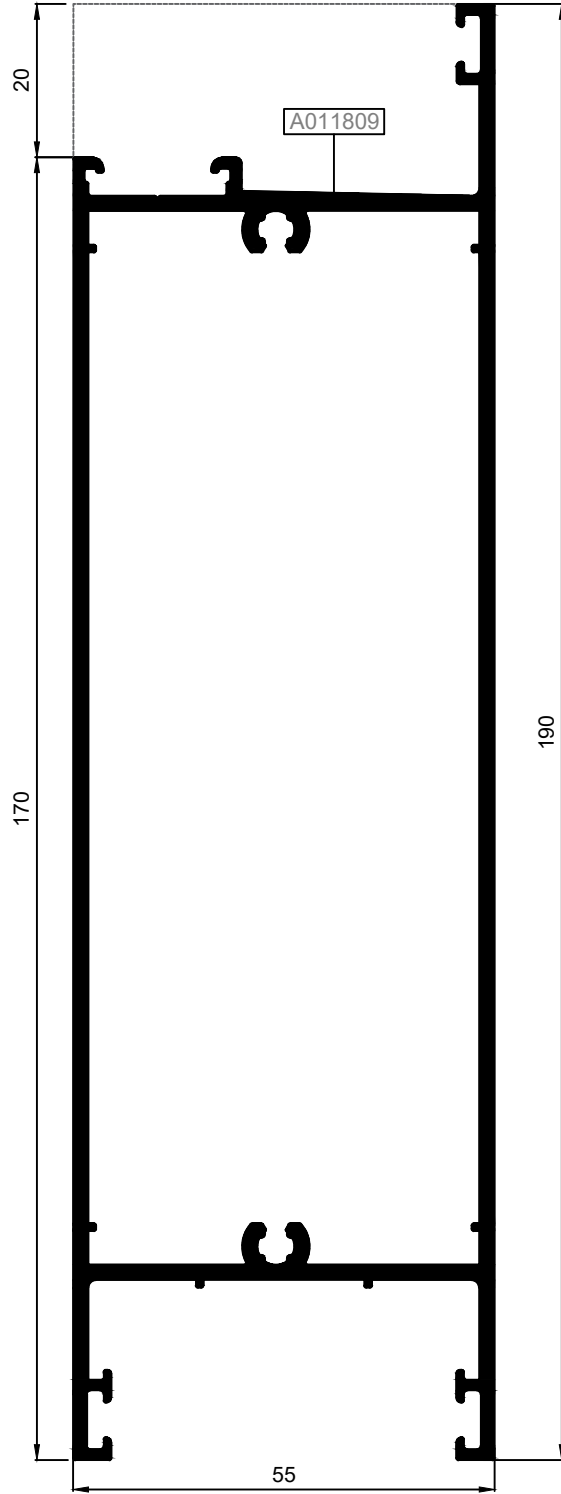
Nr		 L m	KEŞİM ÖLÇÜSÜ CUTTING SIZE	 AKS. KODU ACS. CODE
55K01	A010516	 25J07(A010652)	110,1 mm	156 J 07
55K03	A010994	 25J07(A010652)	70,1 mm	155 J 07

KOD / CODE	AĞIRLIK (kg/m) / WEIGHT	Jxx cm <sup>4</sup>	Jyy cm <sup>4</sup>	L m	
55K04	2,707	363,114	53,457	6	
55K05	2,810	361,009	57,279	6	


55K04



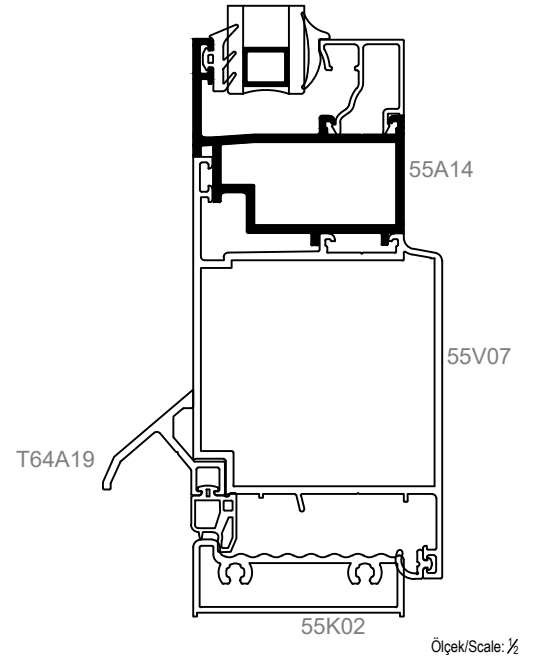
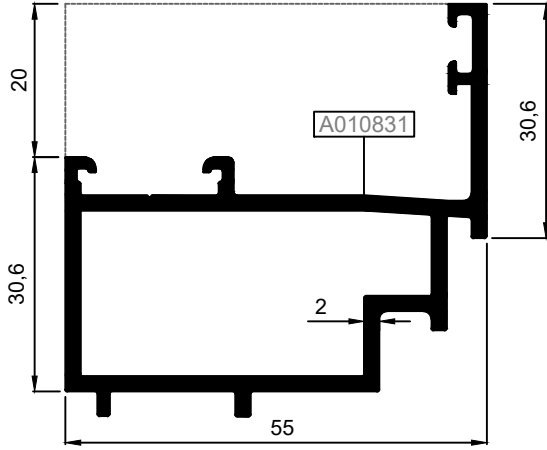
55K05



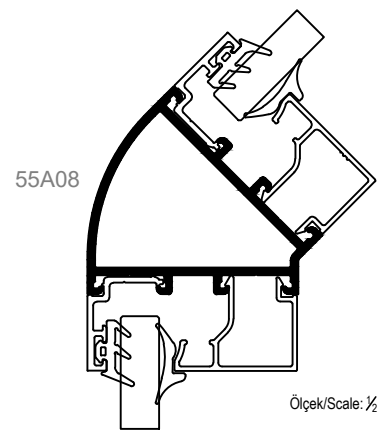
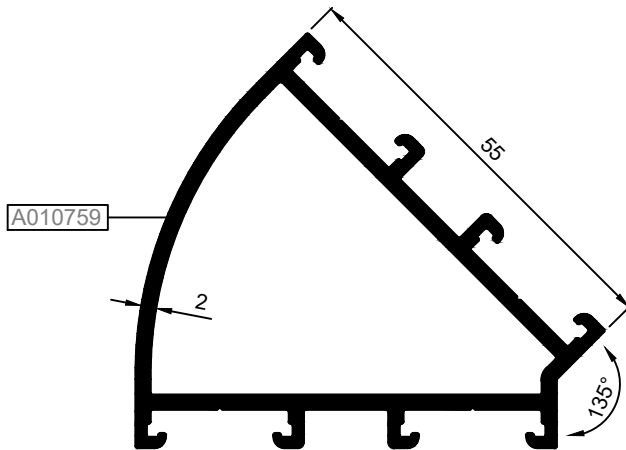
Nr		L m	KESİM ÖLÇÜSÜ CUTTING SIZE	AKS KODU ACS. CODE
55K04	A011808	25J07(A010652)	144,8 mm	338 J 07
55K05	A011809	25J07(A010652)	126,3 mm	339 J 07


KOD / CODE	AĞIRLIK (kg/m) / WEIGHT	Jxx cm <sup>4</sup>	Jyy cm <sup>4</sup>	L m	
55A08	1,137	----	----	6	
55A14	1,098	----	----	6	

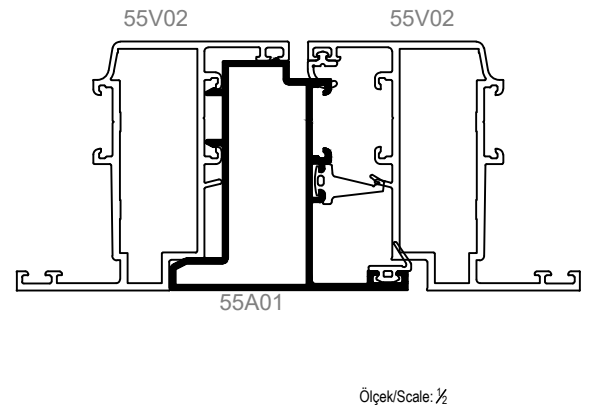
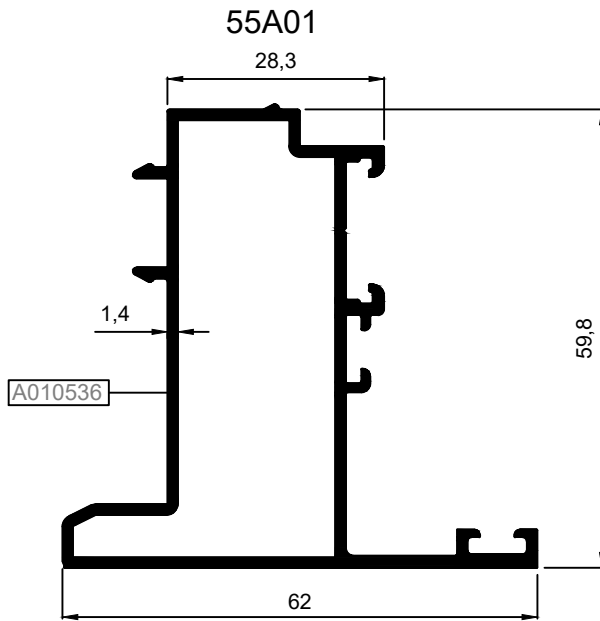
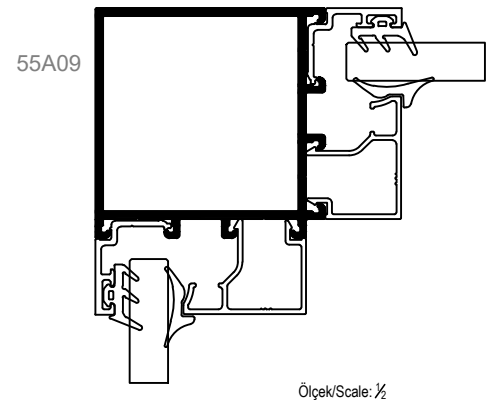
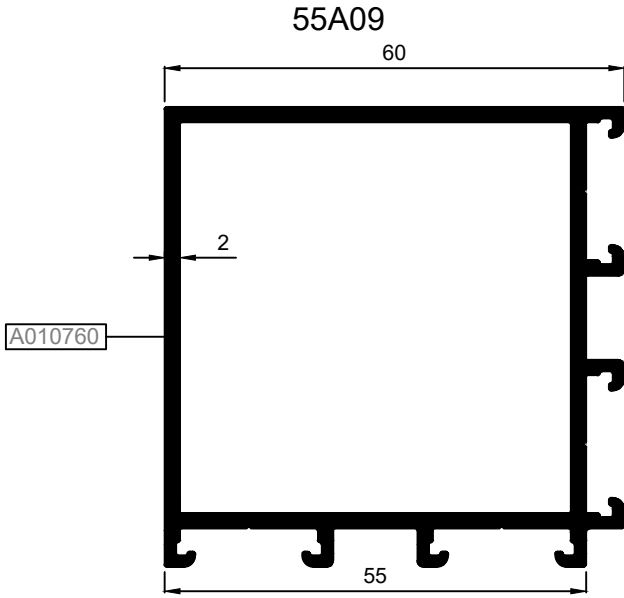
55A14



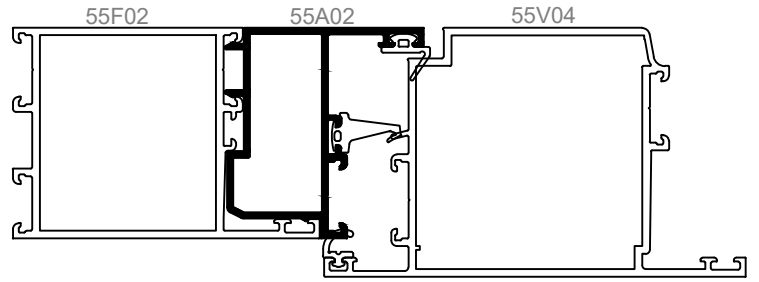
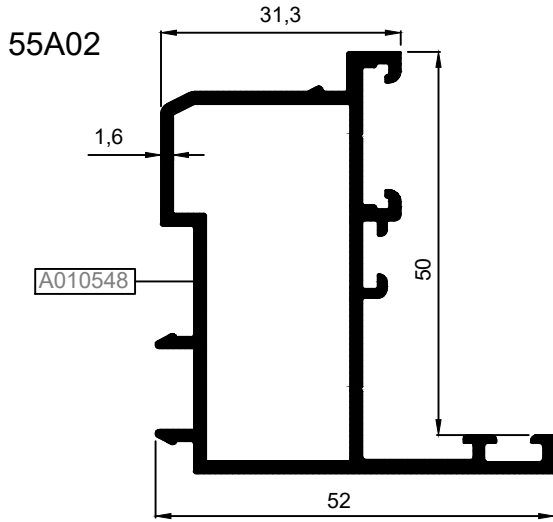
55A08



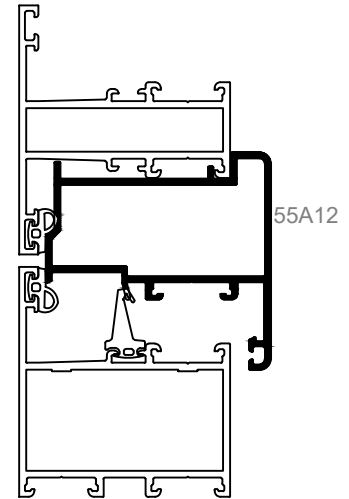
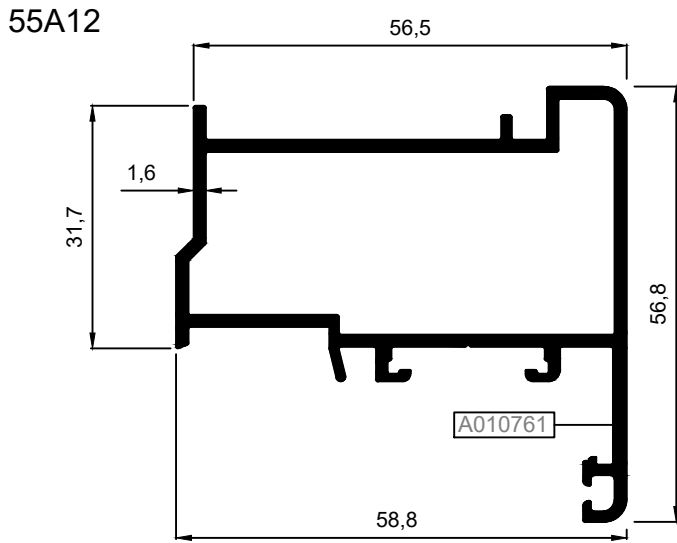
KOD / CODE	AĞIRLIK (kg/m) / WEIGHT	Jxx cm <sup>4</sup>	Jyy cm <sup>4</sup>	L m	
55A09	1,412	----	----	6	
55A01	0,978	----	----	6	



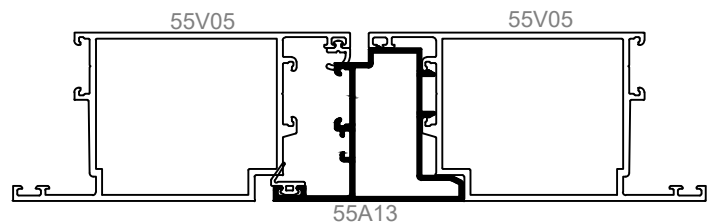
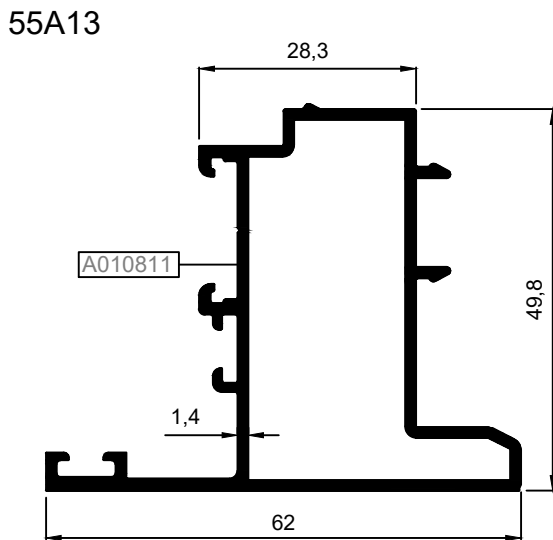
KOD / CODE	AĞIRLIK (kg/m) / WEIGHT	Jxx cm <sup>4</sup>	Jyy cm <sup>4</sup>	L m	
55A02	0,936	----	----	6	
55A12	1,025	----	----	6	
55A13	0,898	----	----	6	




Ölçek/Scale: ½



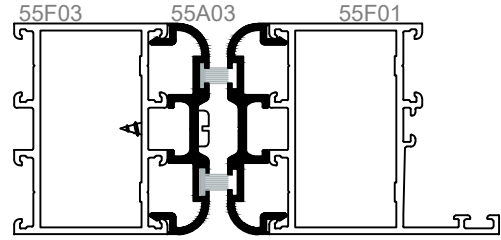
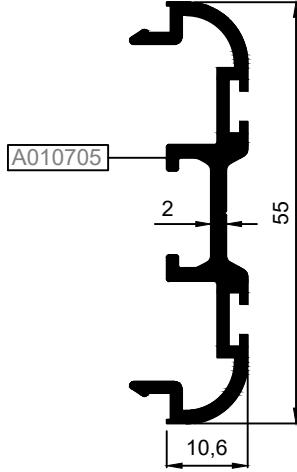
Ölçek/Scale: ½



Ölçek/Scale: ½

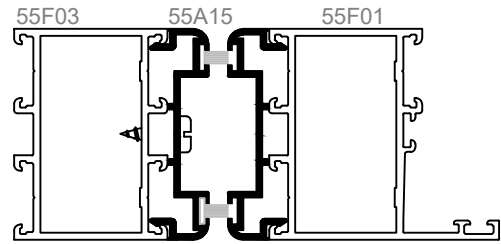
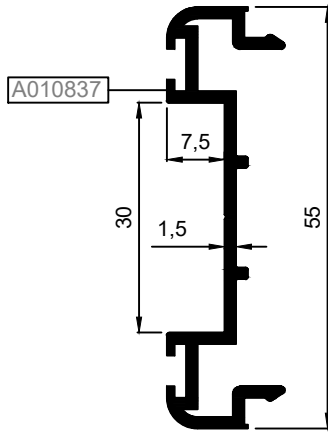
KOD / CODE	AĞIRLIK (kg/m) / WEIGHT	Jxx cm4	Jyy cm4	L m	
55A03	0,557	----	----	6	
55A15	0,463	----	----	6	
55A05	0,522	----	----	6	

55A03



Ölçek/Scale: ½

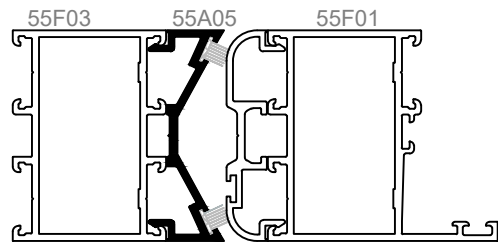
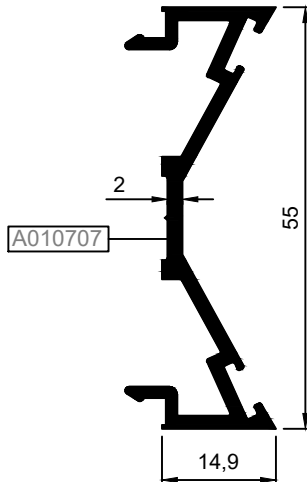
55A15



Ölçek/Scale: ½

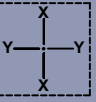
\*\*Kilit takılabilen detay  
Detail for installing lock

55A05

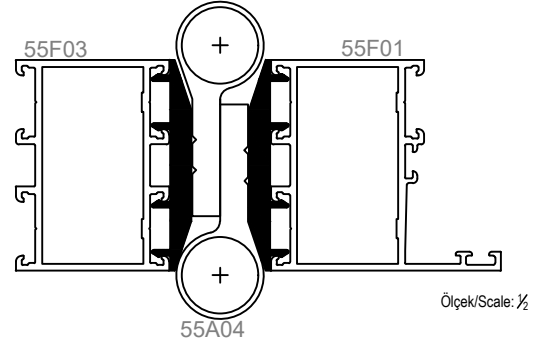
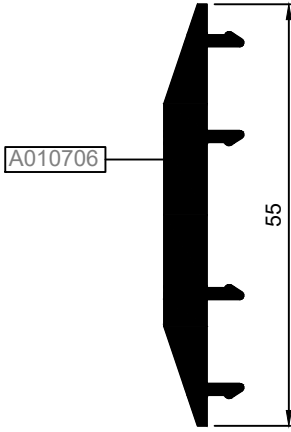


Ölçek/Scale: ½

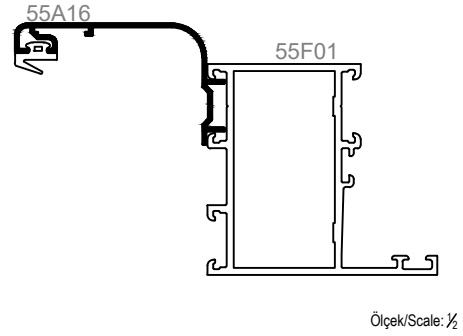
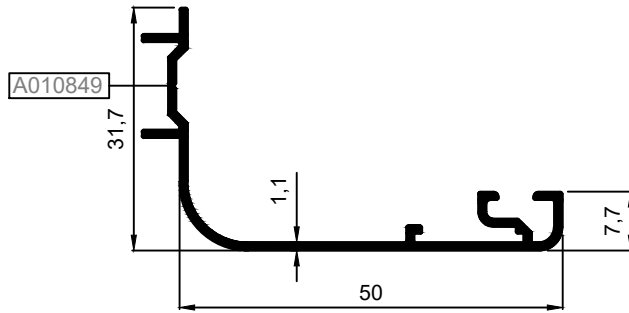
\*\* Gömme pompa takılabilen detay  
Detail for concealed door closer

KOD / CODE	AĞIRLIK (kg/m) / WEIGHT	Jxx cm4	Jyy cm4	L m	
55A04	0,750	----	----	6	
55A16	0,335	----	----	6	
25P01	0,185	----	----	6	
T55A13	0,220	----	----	6	
25I07	0,143	----	----	6	
25I04	0,153	----	----	6	

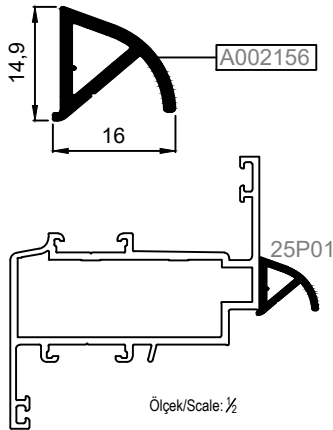
55A04



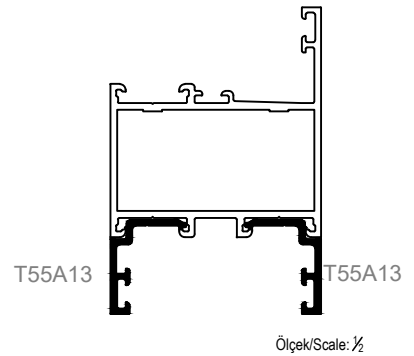
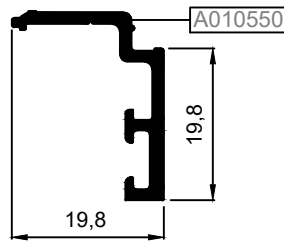
55A16



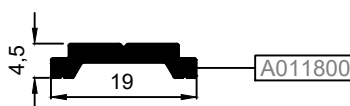
25P01




T55A13



25I07\*

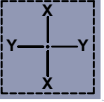


25I04

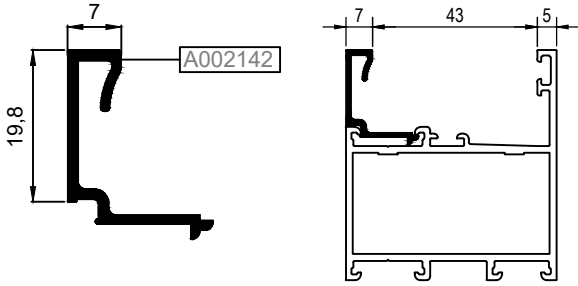


\*\*\*Giese kol ve kilitleme aksesuarları sadece 25 I 07 tij profili ile kullanılmalıdır.  
Giese handle and locking accessories should be used with only 25 I 07 rod profile

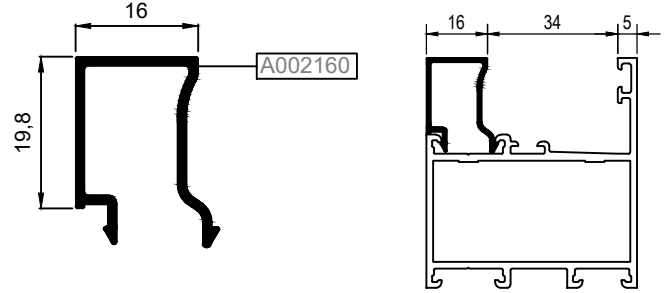
KOD / CODE	AĞIRLIK (kg/m) / WEIGHT	L m	KOD / CODE	AĞIRLIK (kg/m) / WEIGHT	L m
25G21	0,196	6	25G09	0,229	6
25G37	0,206	6	25G12	0,270	6
25G11	0,224	6	25G13	0,278	6
25G10	0,226	6	25G14	0,281	6



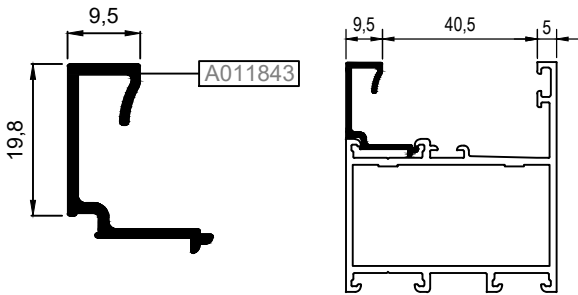
25G21



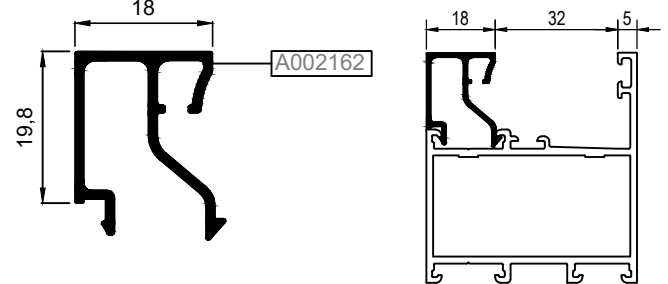
25G09



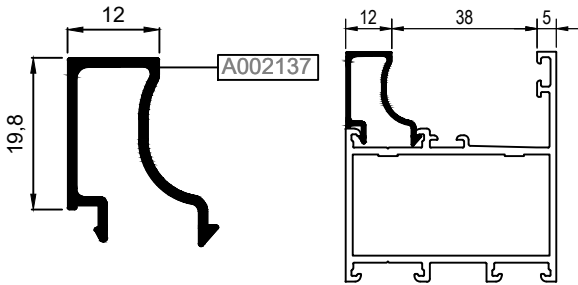
25G37



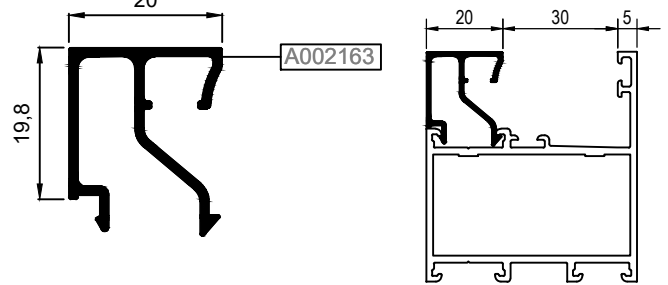
25G12



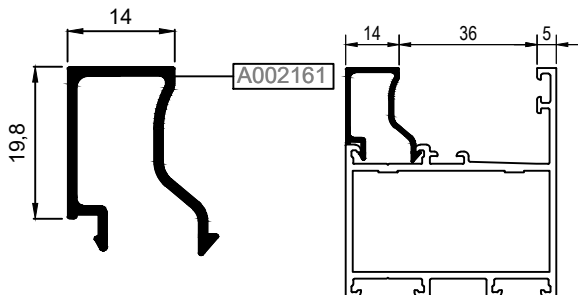
25G11



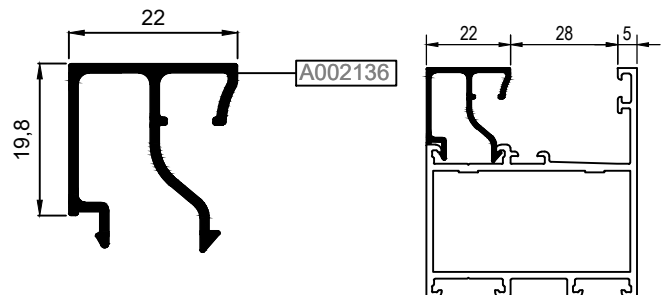
25G13



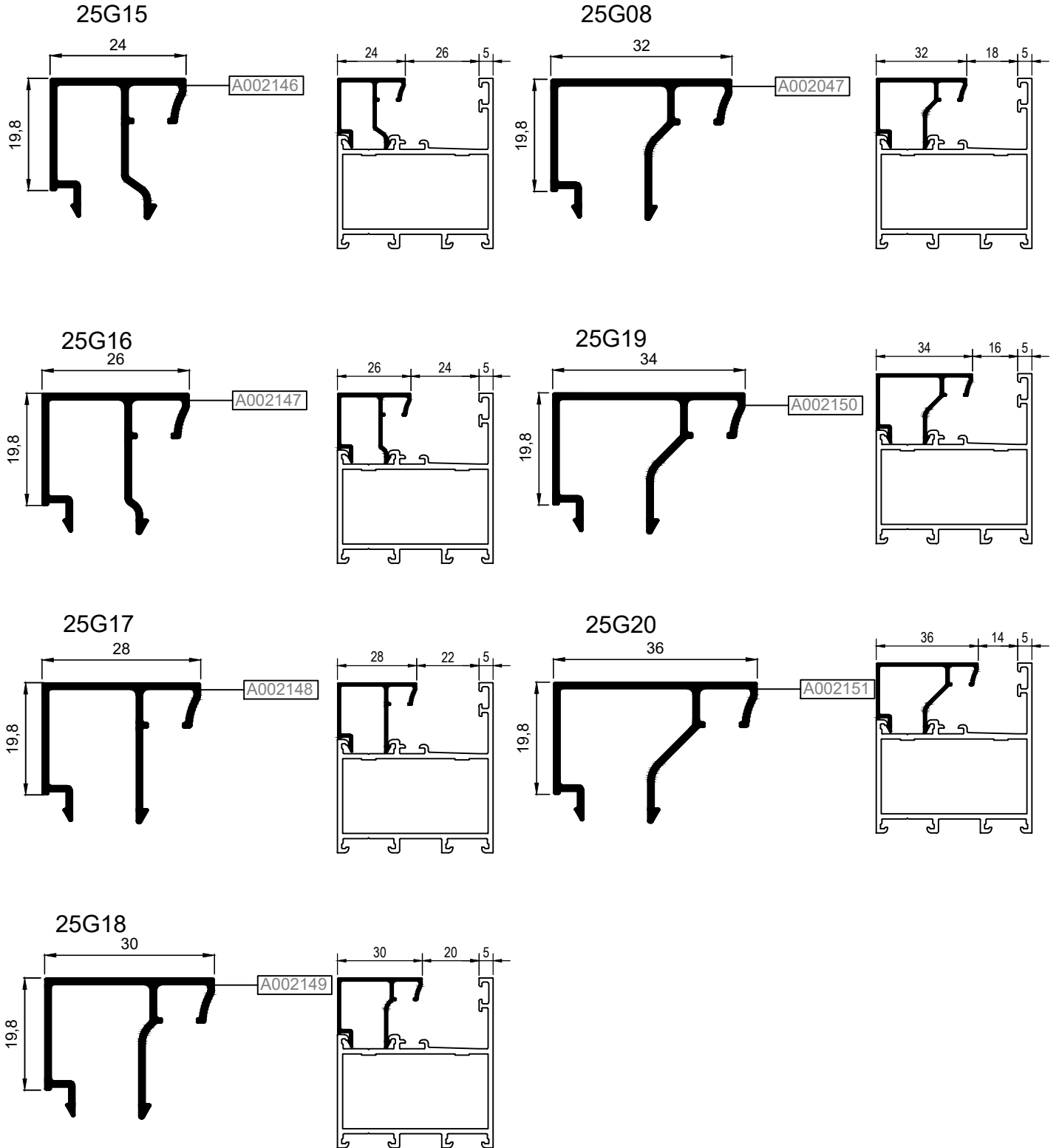
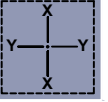
25G10



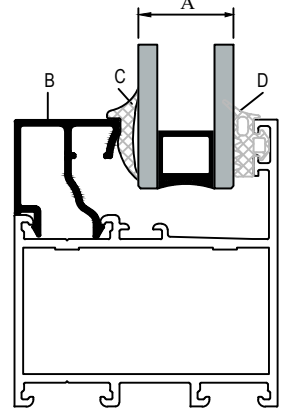
25G14



KOD / CODE	AĞIRLIK (kg/m) / WEIGHT	L m	KOD / CODE	AĞIRLIK (kg/m) / WEIGHT	L m
25G15	0,285	6	25G08	0,309	6
25G16	0,287	6	25G19	0,317	6
25G17	0,292	6	25G20	0,327	6
25G18	0,300	6			



B, CAM ÇİTASI GLAZING BEAD	C, İÇ CAM FİTİLİ GLASS GASKET (IN)	A, CAM KALINLIĞI GLASS THICKNESS	D, DIŞ CAM FİTİLİ GLASS GASKET (OUT)
25G20	01.17.05	5 mm	01.11.15
25G20	01.17.04	6 mm	01.11.15
25G20	01.17.03	7 mm	01.11.15
25G19	01.17.04	8 mm	01.11.15
25G19	01.17.03	9 mm	01.11.15
25G08	01.17.04	10 mm	01.11.15
25G08	01.17.03	11 mm	01.11.15
25G18	01.17.04	12 mm	01.11.15
25G18	01.17.03	13 mm	01.11.15
25G17	01.17.04	14 mm	01.11.15
25G17	01.17.03	15 mm	01.11.15
25G16	01.17.04	16 mm	01.11.15
25G16	01.17.03	17 mm	01.11.15
25G15	01.17.04	18 mm	01.11.15
25G15	01.17.03	19 mm	01.11.15
25G14	01.17.04	20 mm	01.11.15
25G14	01.17.03	21 mm	01.11.15
25G13	01.17.04	22 mm	01.11.15
25G13	01.17.03	23 mm	01.11.15
25G12	01.17.04	24 mm	01.11.15
25G12	01.17.03	25 mm	01.11.15
25G09	01.17.04	26 mm	01.11.15
25G09	01.17.03	27 mm	01.11.15
25G10	01.17.04	28 mm	01.11.15
25G10	01.17.03	29 mm	01.11.15
25G11	01.17.04	30 mm	01.11.15
25G11	01.17.03	31 mm	01.11.15
25G37	01.17.05	32 mm	01.11.15
25G37	01.17.04	33 mm	01.11.15
25G21	01.17.05	34 mm	01.11.15
25G21	01.17.04	35 mm	01.11.15
25G21	01.17.03	36 mm	01.11.15



CAM MONTAJINDA SADECE BU SİSTEM İÇİN TASARLANAN VE ÜRETİLEN FİTİLLER KULLANILMALIDIR. FARKLI MALZEME KULLANIMLARI İŞLEVSEL VE TASARIMSAL SORUNLARA SEBEP OLABİLİR. THE GASKETS USED DURING INSTALLING THE GLASS SHOULD BE ONLY THE ONES CREATED FOR THIS SYSTEM. THE USE OF OTHER MATERIALS MAY CAUSE FUNCTIONAL AND DESIGN PROBLEMS.

TABLODA VERİLEN CAM KALINLIKLARI TEORİK OLUP SİSTEMİN ISI PERFORMANS KRİTERLERİNDEN BAĞIMSIZDIR. THE GLASS THICKNESSES IN THE TABLE ARE THEORETICAL AND INDEPENDENT FROM THERMAL PERFORMANCE CRITERIA OF THE SYSTEM.

YUKARIDAKİ TABLODA VERİLEN CAM-FİTİL VE PROFİL İLİŞKİSİ TEORİK OLUP PROFİL VE CAM TOLERANSLARINDAN KAYNAKLI ÖLÇÜ FARKLILIKLARI OLUŞABİLİR. THE RELATIONSHIP BETWEEN GLASS-GASKET AND PROFILE PROVIDED IN THE TABLE IS THEORETICAL. IT MAY OCCUR SIZE DIFFERENCES FROM THE TOLERANCES OF PROFILE AND GLASS.

PROFİL KODU (PROFILE CODE)	25L16	25L20	25L25	25L26
FABRİKA KODU(FACTORY CODE)	A002061	A002166	A010539	A010540
AĞIRLIK (WEIGHT)	3,554 kg/m	6,233 kg/m	8,394 kg/m	4,870 kg/m
ÇİZİM (DRAWING)				

PROFİL KODU (PROFILE CODE)	25L27	25L28	25L32	25L44
FABRİKA KODU(FACTORY CODE)	A010541	A010542	A002430	A010786
AĞIRLIK (WEIGHT)	13,237 kg/m	3,689 kg/m	3,702 kg/m	6,652 kg/m
ÇİZİM (DRAWING)				

PROFİL KODU (PROFILE CODE)	25J07
FABRİKA KODU(FACTORY CODE)	A010652
AĞIRLIK (WEIGHT)	1,217 kg/m
ÇİZİM (DRAWING)	

ORTA KAYIT BAĞLANTI (MULLION CONNECTION PIECE)				
Nr			KESİM ÖLÇÜSÜ CUTTING SIZE	AKS. KODU ACS. CODE
55M01	A010534	25J07(A010652)	10,9 mm	152 J 07
55M02	A010531	25J07(A010652)	25,5 mm	135 J 07
55M03	A010514	25J07(A010652)	46,5 mm	154 J 07
55M04	A010515	25J07(A010652)	70,1 mm	155 J 07
55M05	A010601	25J07(A010652)	15,1 mm	153 J 07
55M06	A010758	25J07(A010652)	25,5 mm	135 J 07
55M07	A010992	25J07(A010652)	10,9 mm	152 J 07
55M08	A010993	25J07(A010652)	39,7 mm	187 J 07
55M09	A011848	25J07(A010652)	25,5 mm	135 J 07
55K01	A010516	25J07(A010652)	110,1 mm	156 J 07
55K03	A010994	25J07(A010652)	70,1 mm	155 J 07
55K04	A011808	25J07(A010652)	144,8 mm	338 J 07
55K05	A011809	25J07(A010652)	126,3 mm	339 J 07

KÖŞE TAKOZLARI (CORNER CLEAT)				
Nr			KESİM ÖLÇÜSÜ CUTTING SIZE	AKS. KODU ACS. CODE
55F01	A010532	25L16 (A002061)	51,1 mm	148 L 16
55F02	A010535	25L26 (A010540)	50,7 mm	149 L 26
55F03	A010704	25L16 (A002061)	51,1 mm	148 L 16
55F04	A010703	25L26 (A010540)	50,7 mm	149 L 26
55F05	A010709	25L26 (A010540)	40,7 mm	180 L 26
55F06	A010790	25L16 (A002061)	51,1 mm	148 L 16
55F08	A010988	25L16 (A002061)	51,9 mm	216 L 16
55F09	A010989	25L26 (A010540)	51,9 mm	216 L 26
55F11	A011177	25L16 (A002061)	51,9 mm	216 L 16
55F13	A011378	25L20 (A002166)	51,1 mm	148 L 20
55F14	A011849	25L28 (A010542)	51,1 mm	148 L 28
55V01	A010533	25L32 (A002430)	44,4 mm	144 L 32
55V02	A010551	25L20 (A002166)	52,9 mm	145 L 20
55V03	A010520	25L25 (A010539)	52,2 mm	178 L 25
55V04	A010547	25L25 (A010539)	46,7 mm	147 L 25
55V05	A010708	25L25 (A010539)	42,2 mm	179 L 25
55V07	A010836	25L25 (A010539)	52,2 mm	178 L 25
55V08	A010990	25L20 (A002166)	53,6 mm	202 L 20
55V09	A010991	25L44 (A010786)	53,6 mm	202 L 44
55V10	A010995	25L44 (A010786)	53,6 mm	202 L 44
55V11	A020982	25L25 (A010539)	52,2 mm	178 L 25
55M01	A010534	25L28 (A010542)	51,1 mm	148 L 28
55M02	A010531	25L16 (A002061)	51,1 mm	148 L 16
55M03	A010514	25L27 (A010541)	50,7 mm	149 L 27
55M06	A010758	25L16 (A002061)	51,1 mm	148 L 16
55M07	A010992	25L28 (A010542)	51,9 mm	216 L 28
55M08	A010993	25L44 (A010786)	51,9 mm	216 L 44
55M09	A011848	25L16 (A002061)	50,7 mm	149 L 16

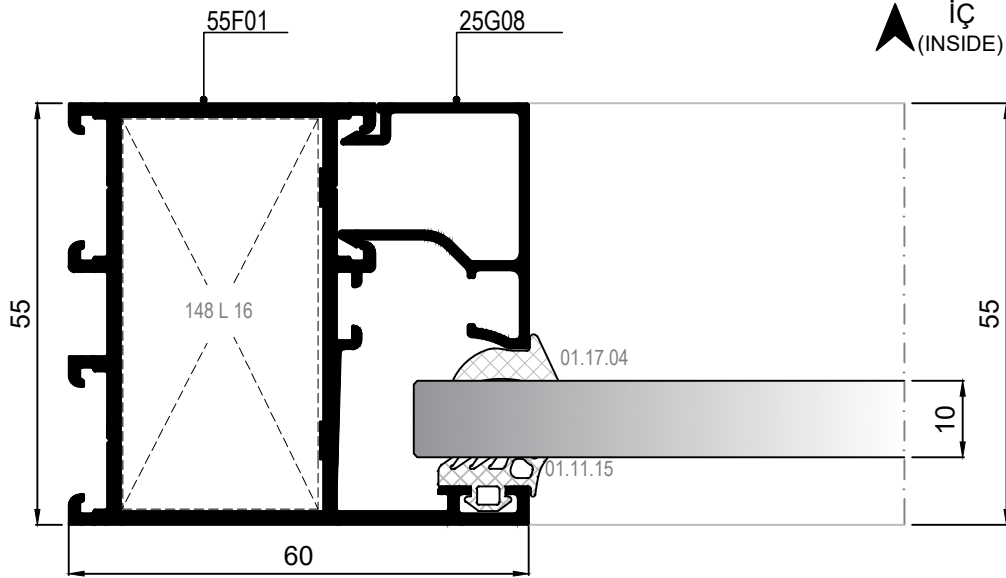
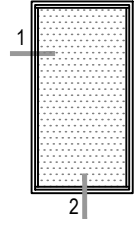
**MİMARİ KATALOG**  
ARCHITECTURAL CATALOGUE

**Alüminyum Kapı ve Pencere Sistemleri**  
Aluminium Door and Window Systems

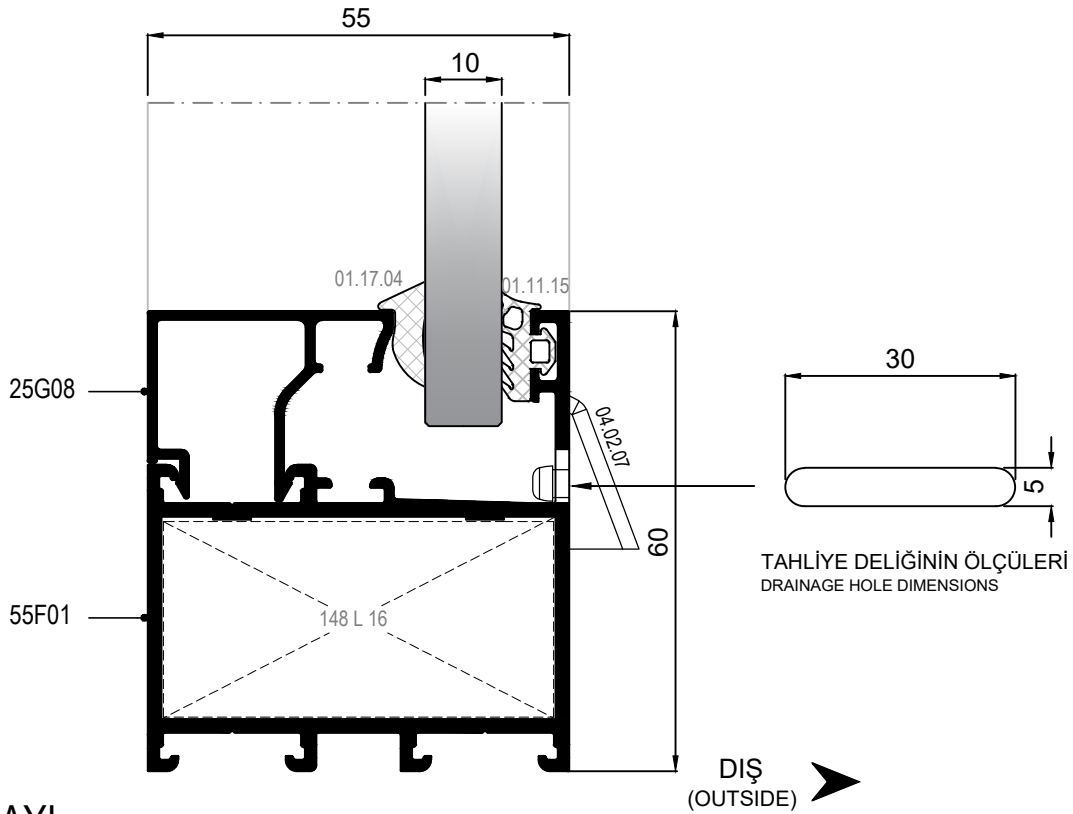
# RW55

**DETAYLAR**

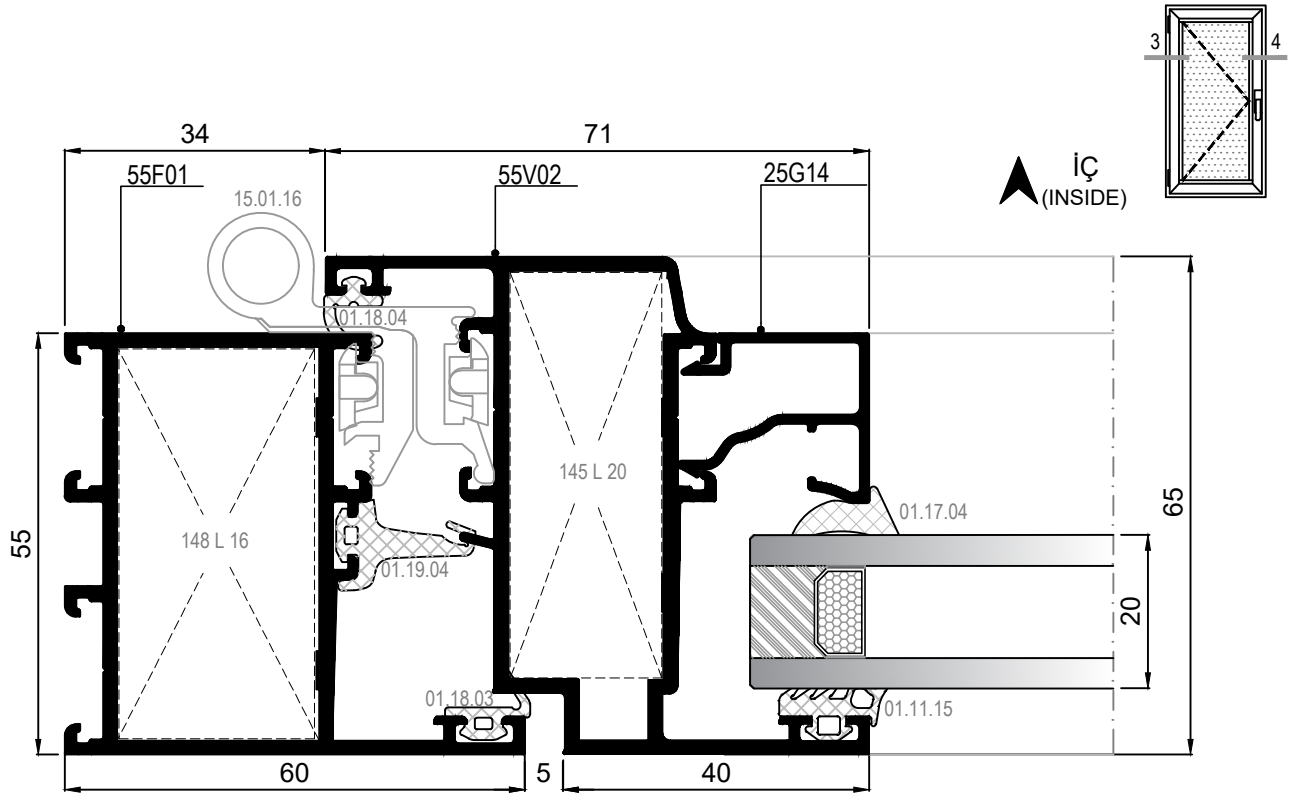
**DETAILS**



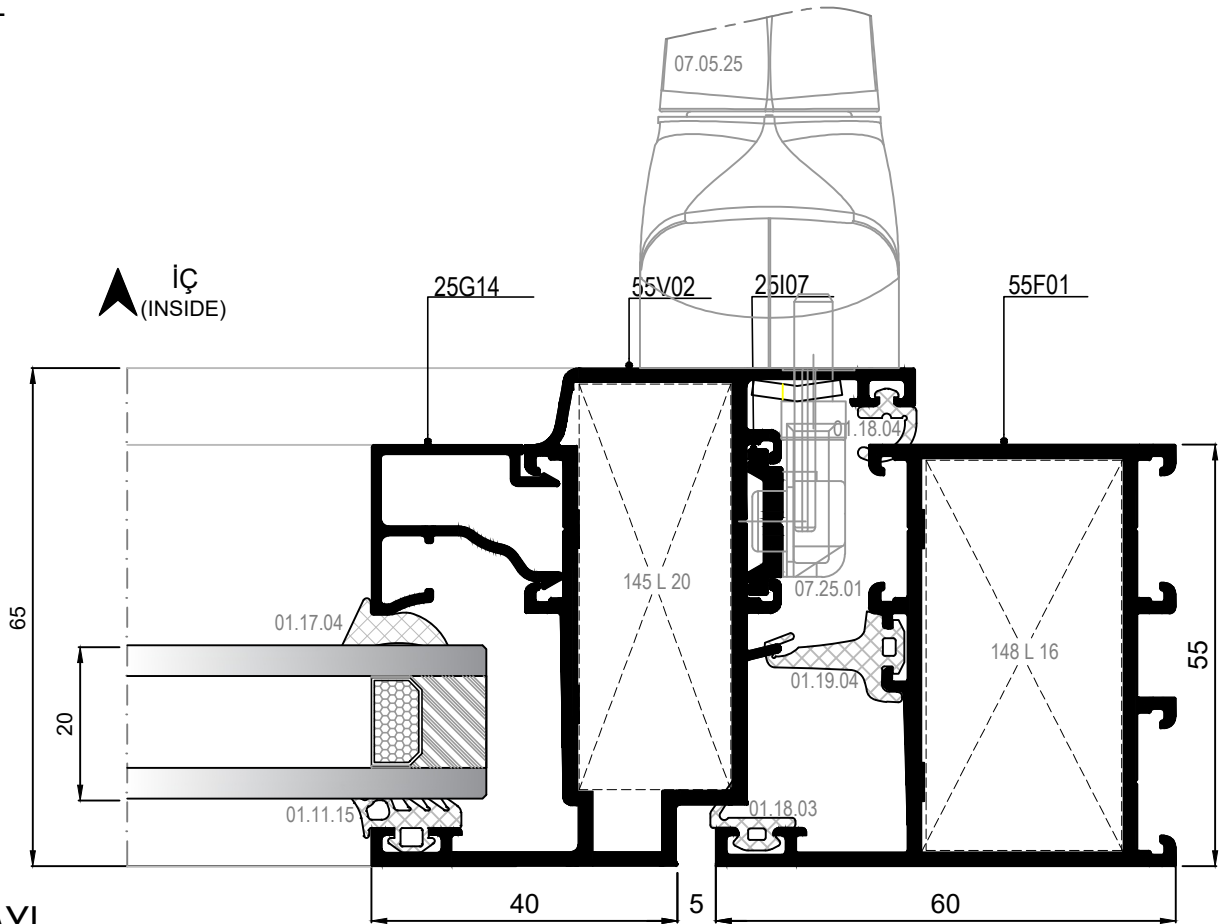
① DETAYI  
DETAIL



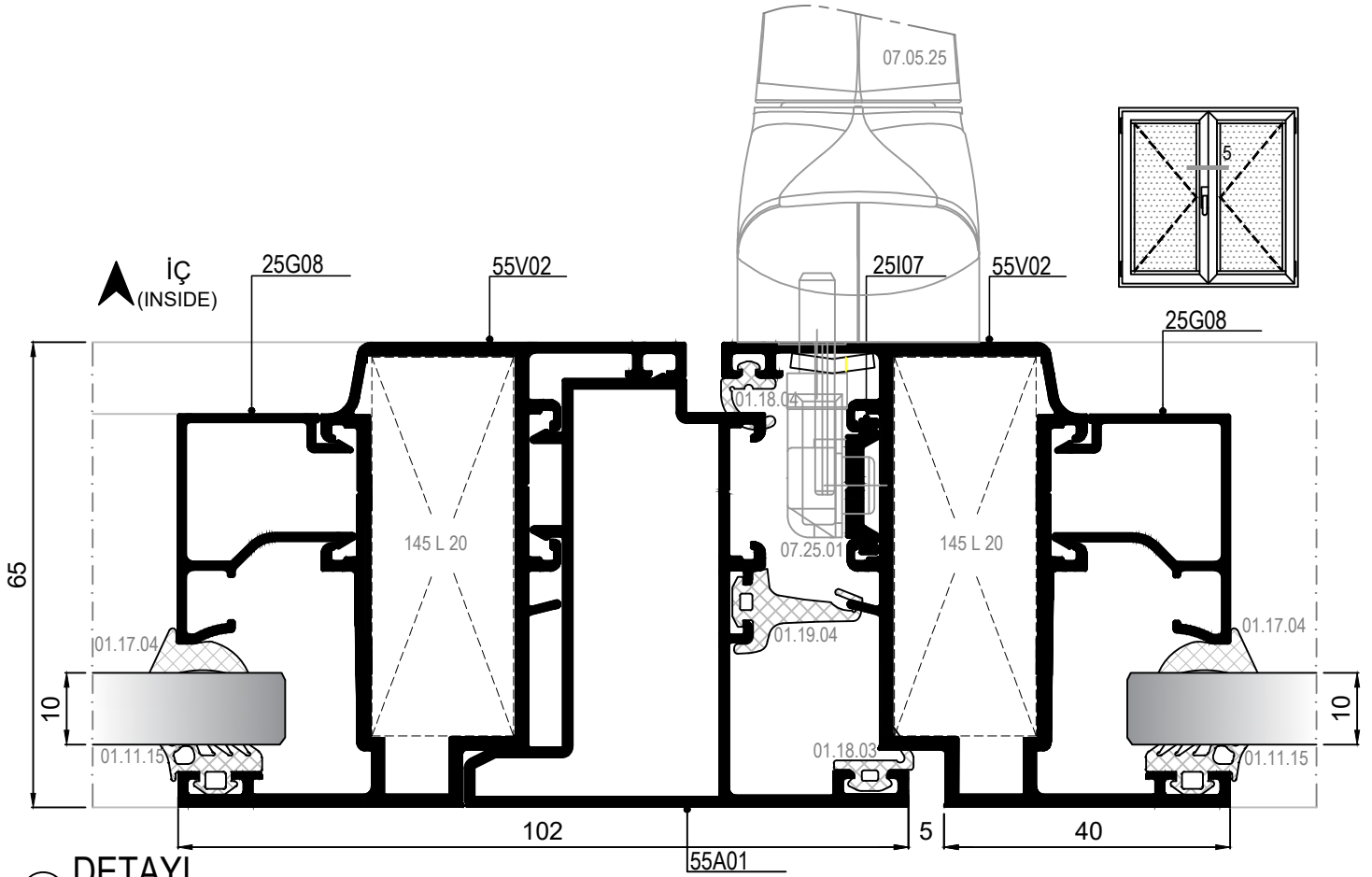
② DETAYI  
DETAIL



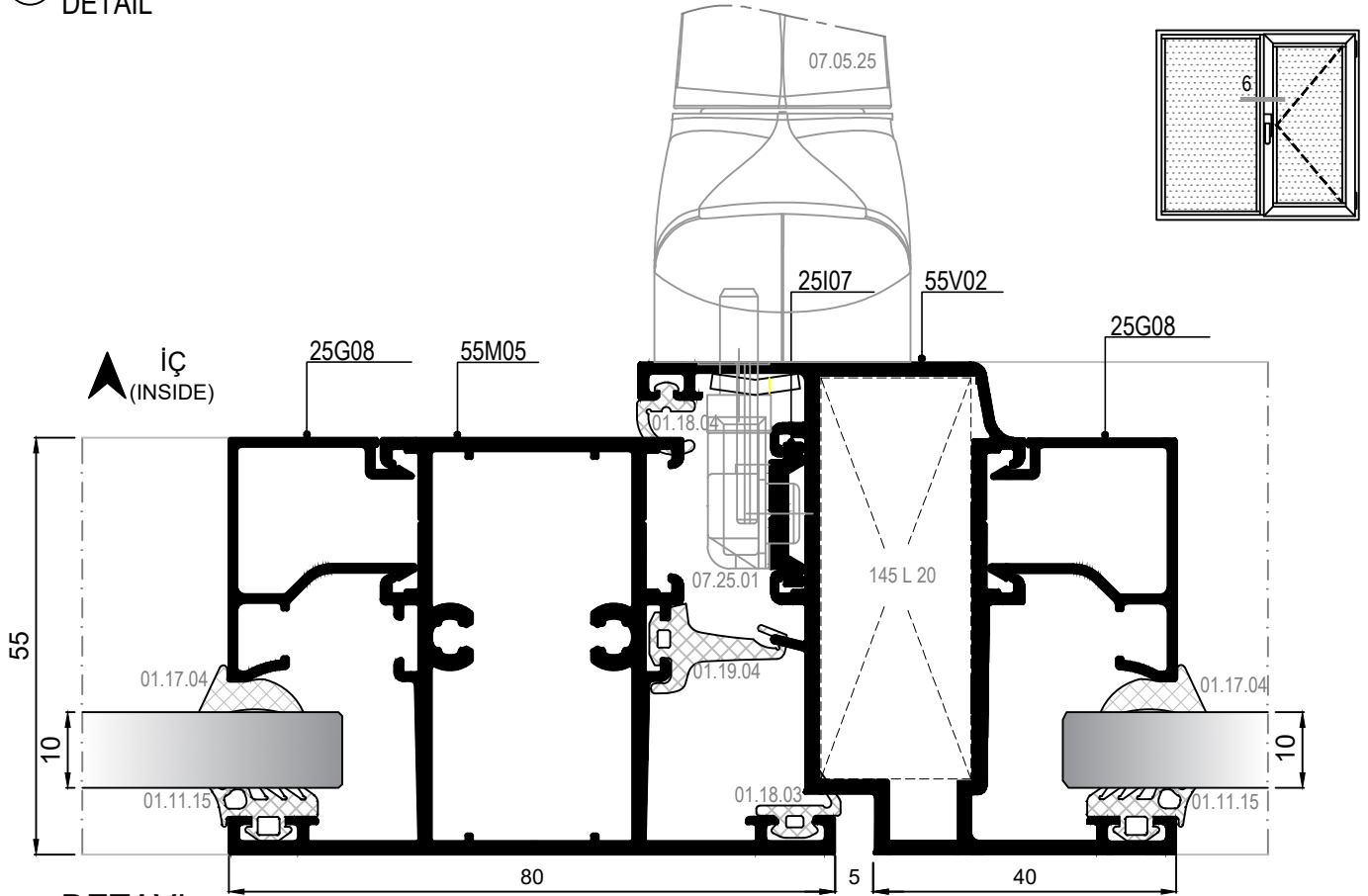
③ DETAYI  
DETAIL



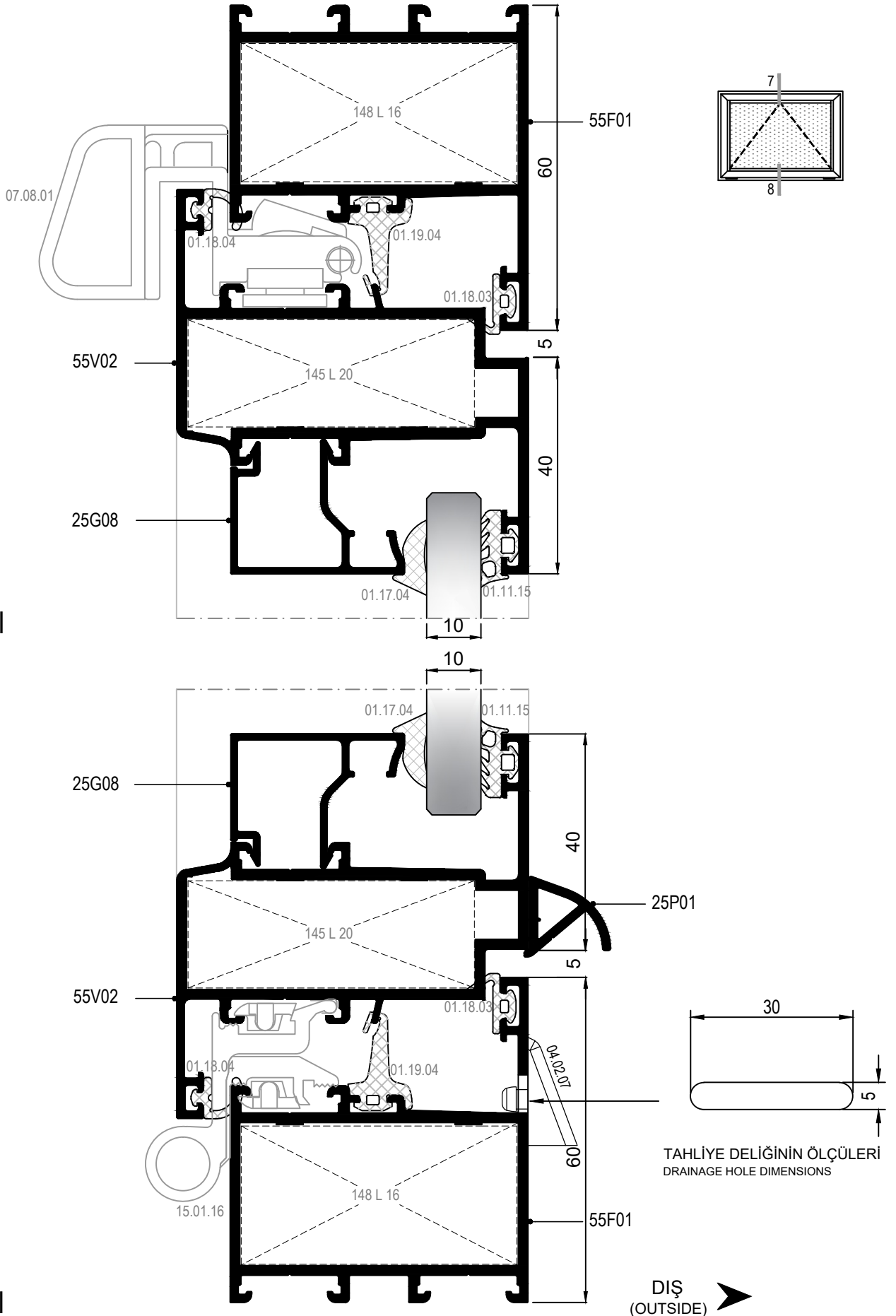
④ DETAYI  
DETAIL



⑤ DETAYI  
DETAIL



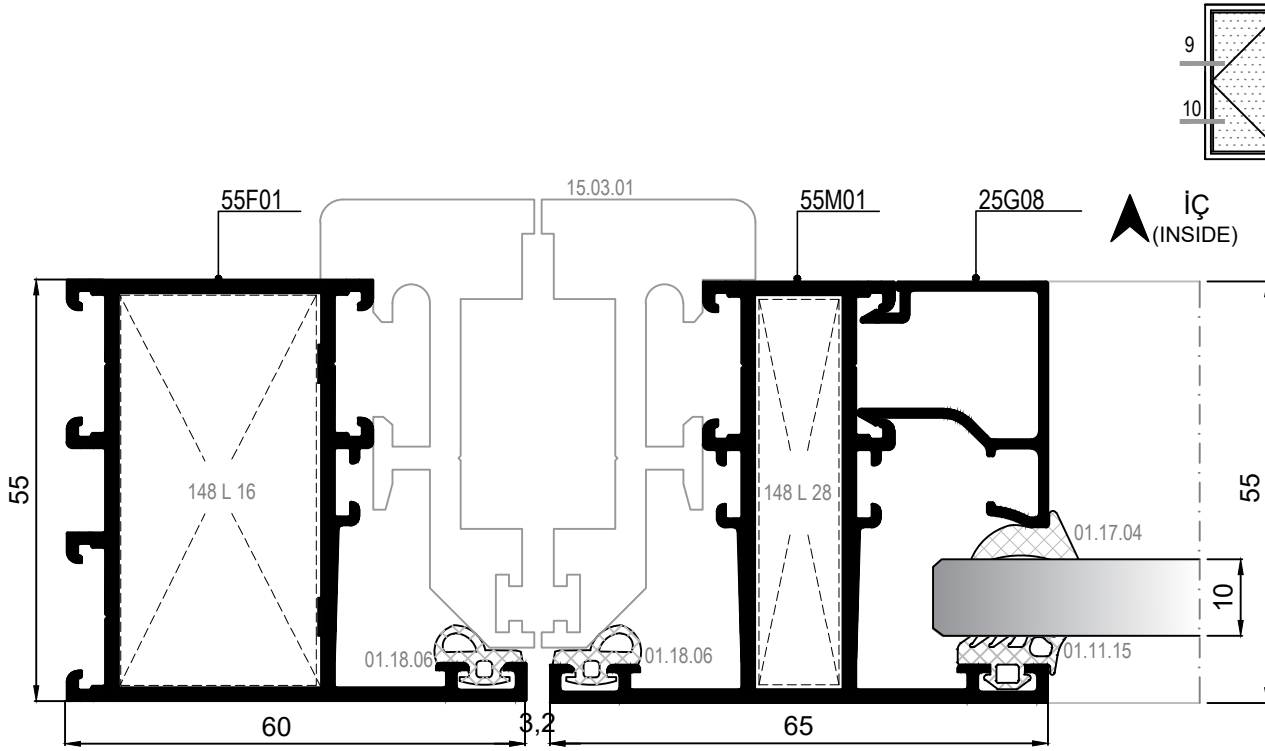
⑥ DETAYI  
DETAIL



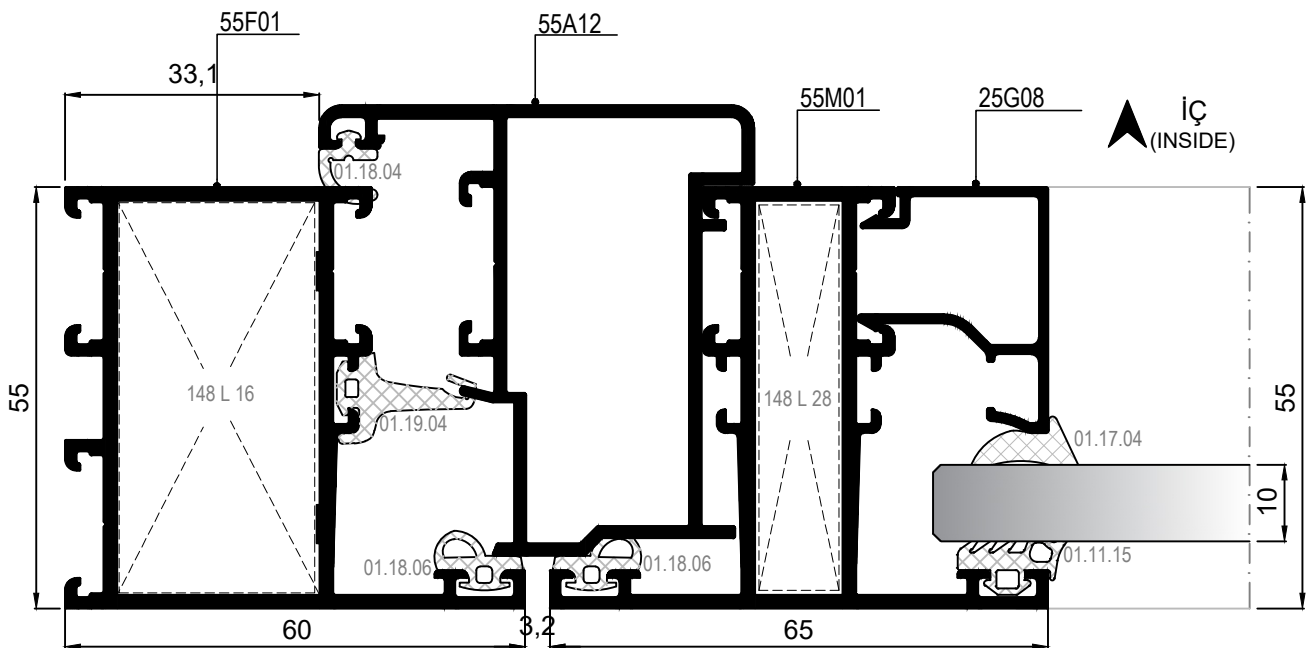
⑦ DETAYI  
DETAIL

⑧ DETAYI  
DETAIL

PİVOT DEYAYLARI  
PIVOT OPENING DETAILS

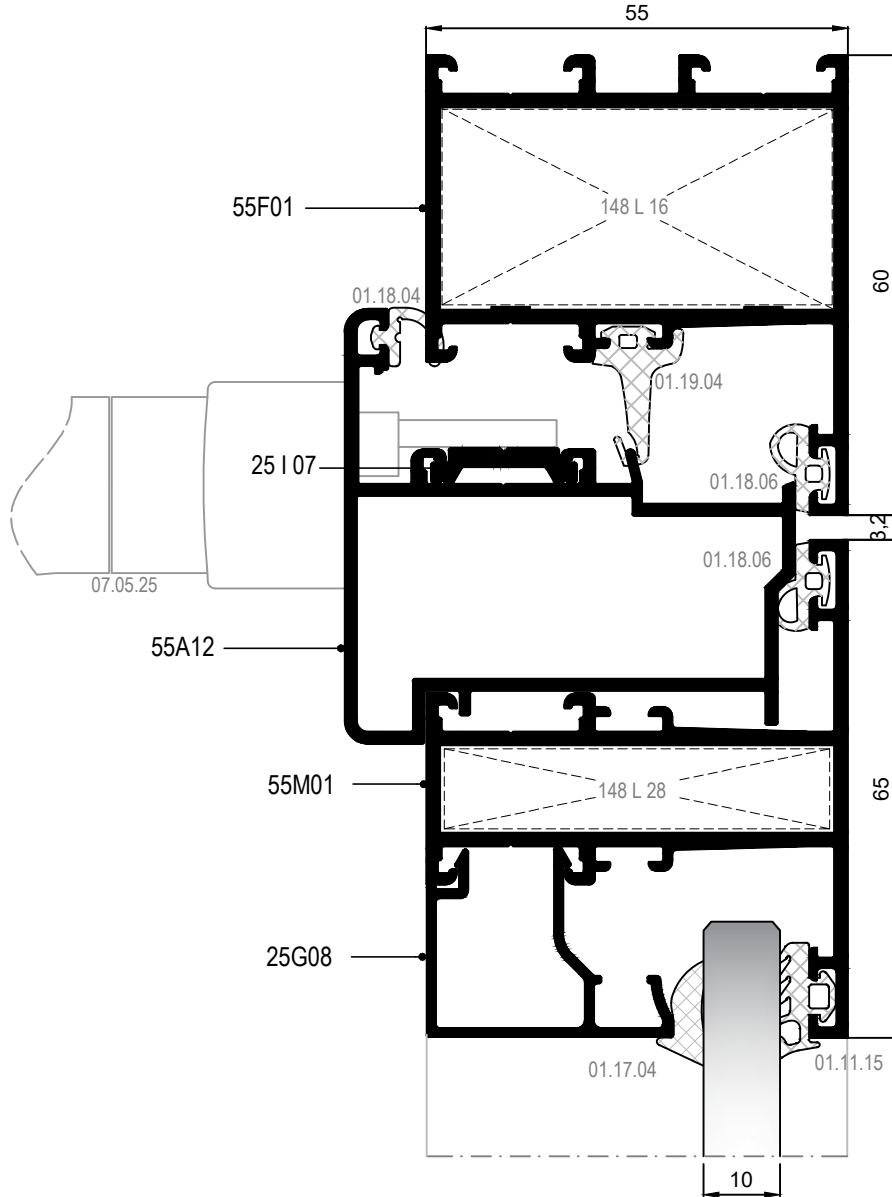
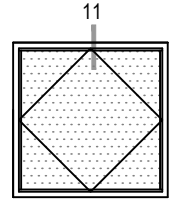


⑨ DETAYI  
DETAIL



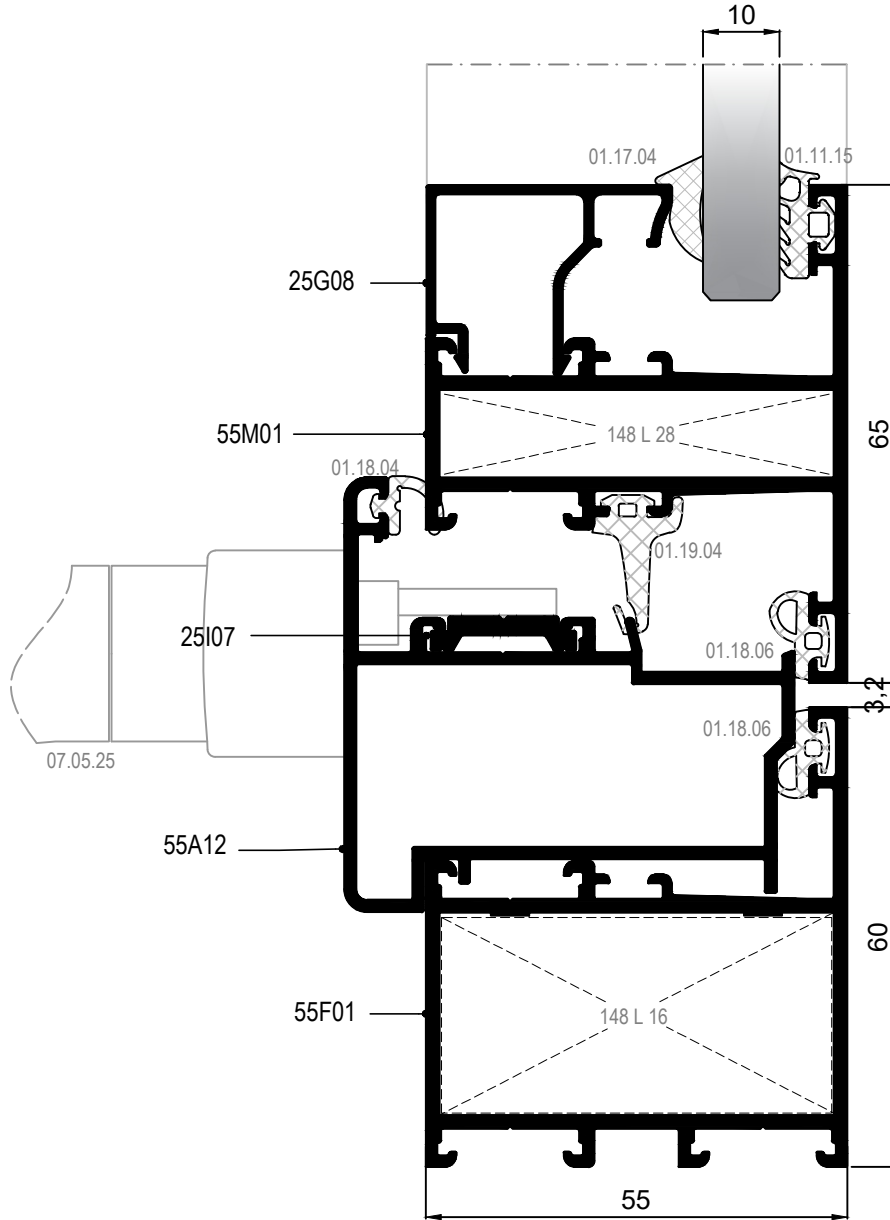
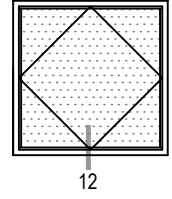
⑩ DETAYI  
DETAIL

PİVOT DETAYLARI  
PIVOT OPENING DETAILS



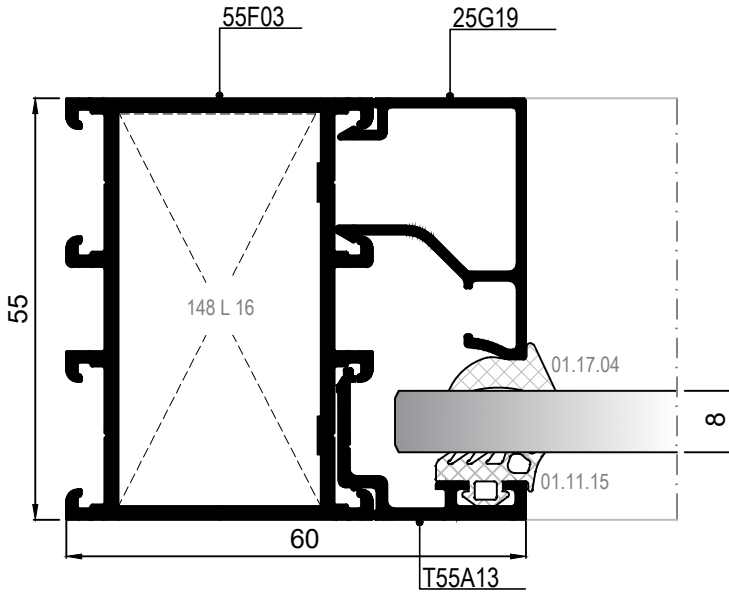
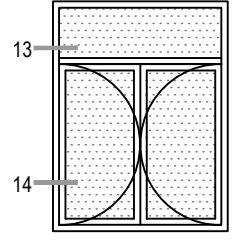
11 DETAYI  
DETAIL

PİVOT DETAYLARI  
PIVOT OPENNING DETAILS

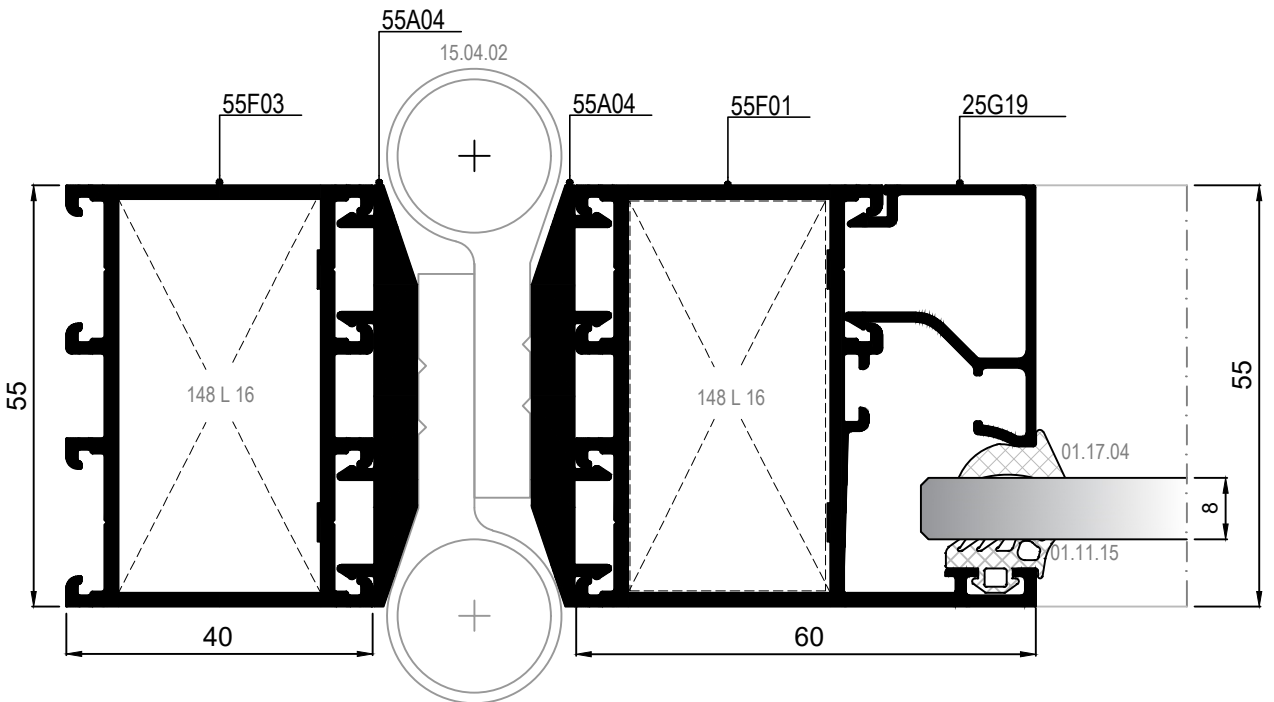


DIŞ  
(OUTSIDE) ➤

ÇARPMA KAPI DETAYLARI  
SWINGING DOOR DETAILS

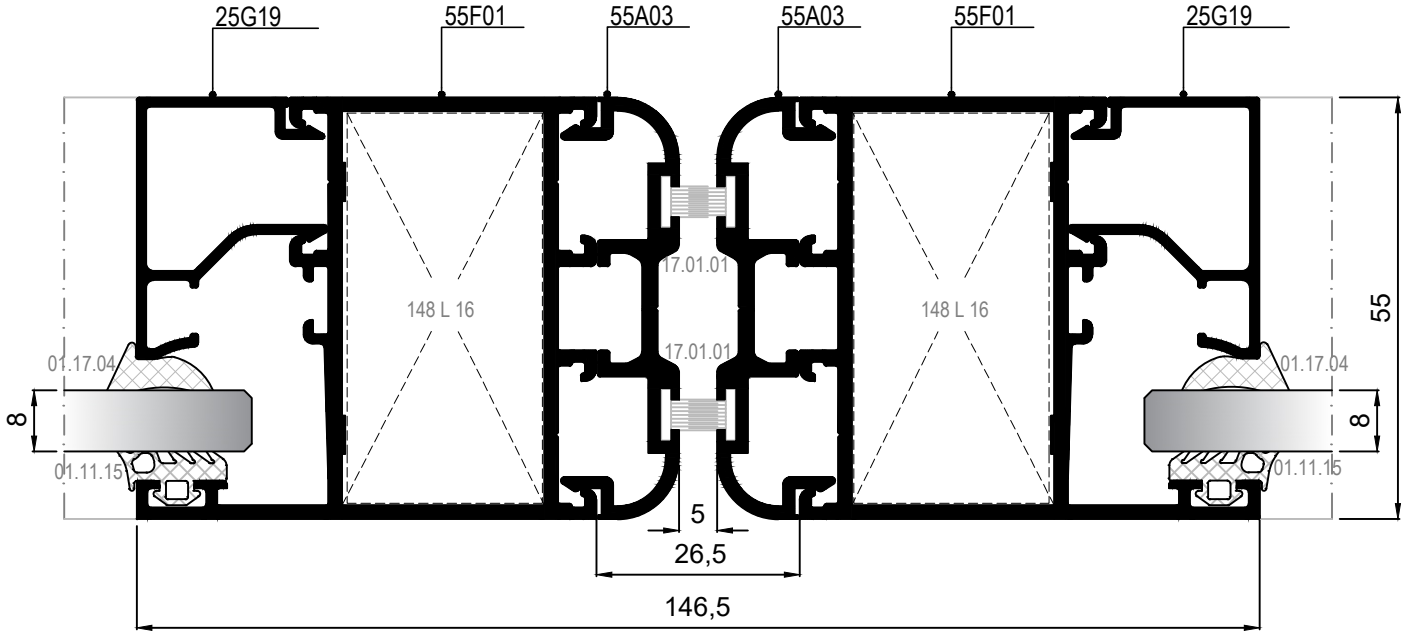
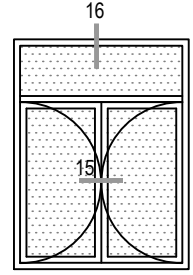


13 DETAYI  
DETAIL

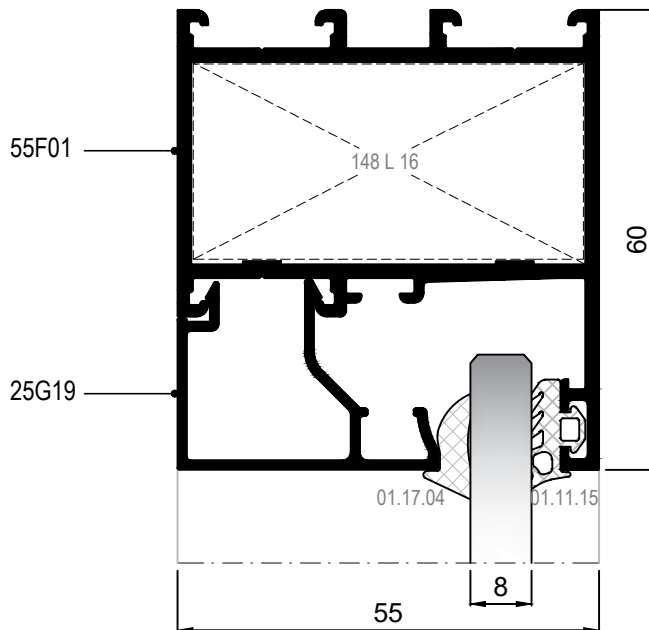


14 DETAYI  
DETAIL

ÇARPMA KAPI DETAYLARI  
SWINGING DOOR DETAILS

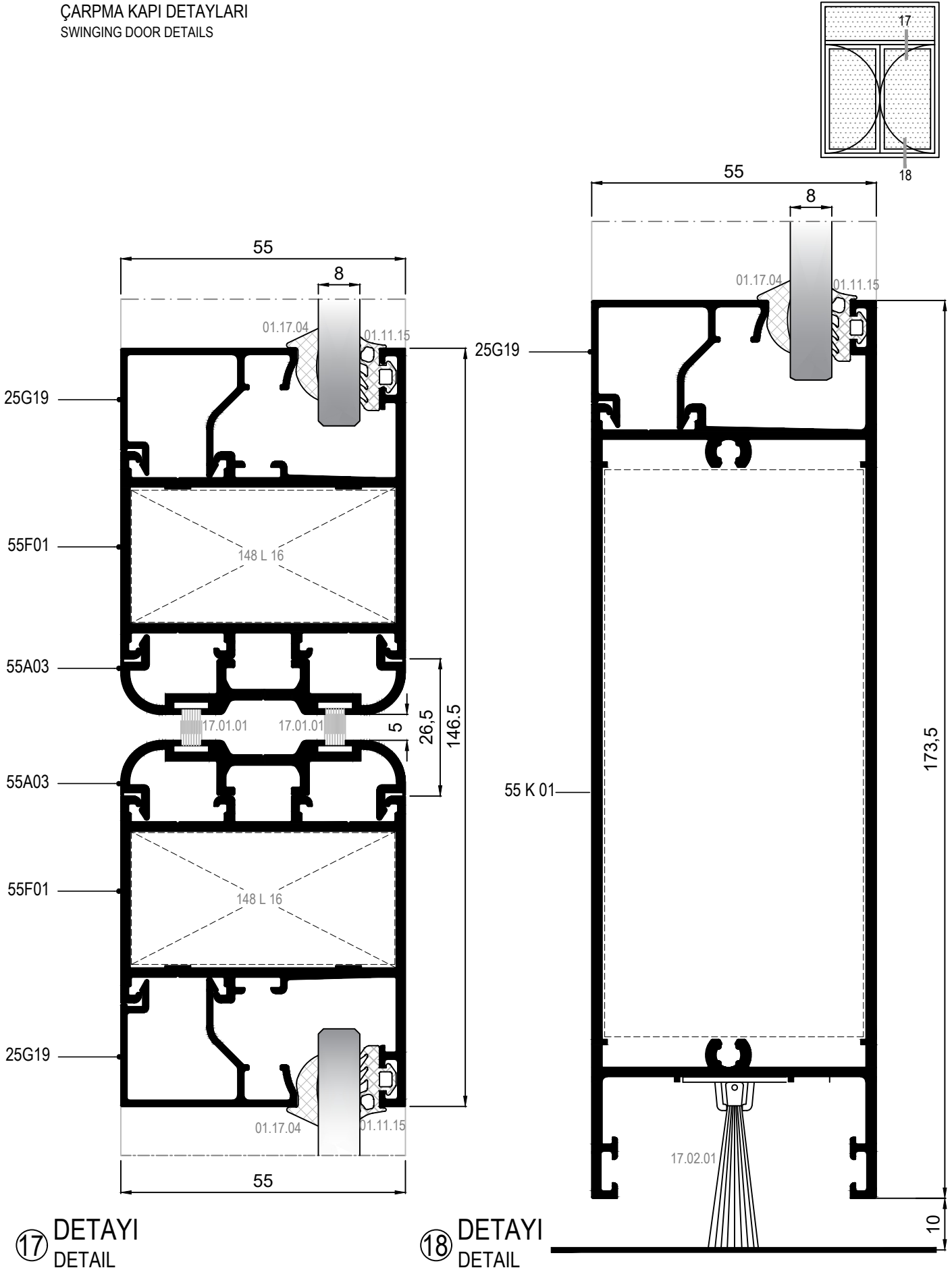


15 DETAYI  
DETAIL

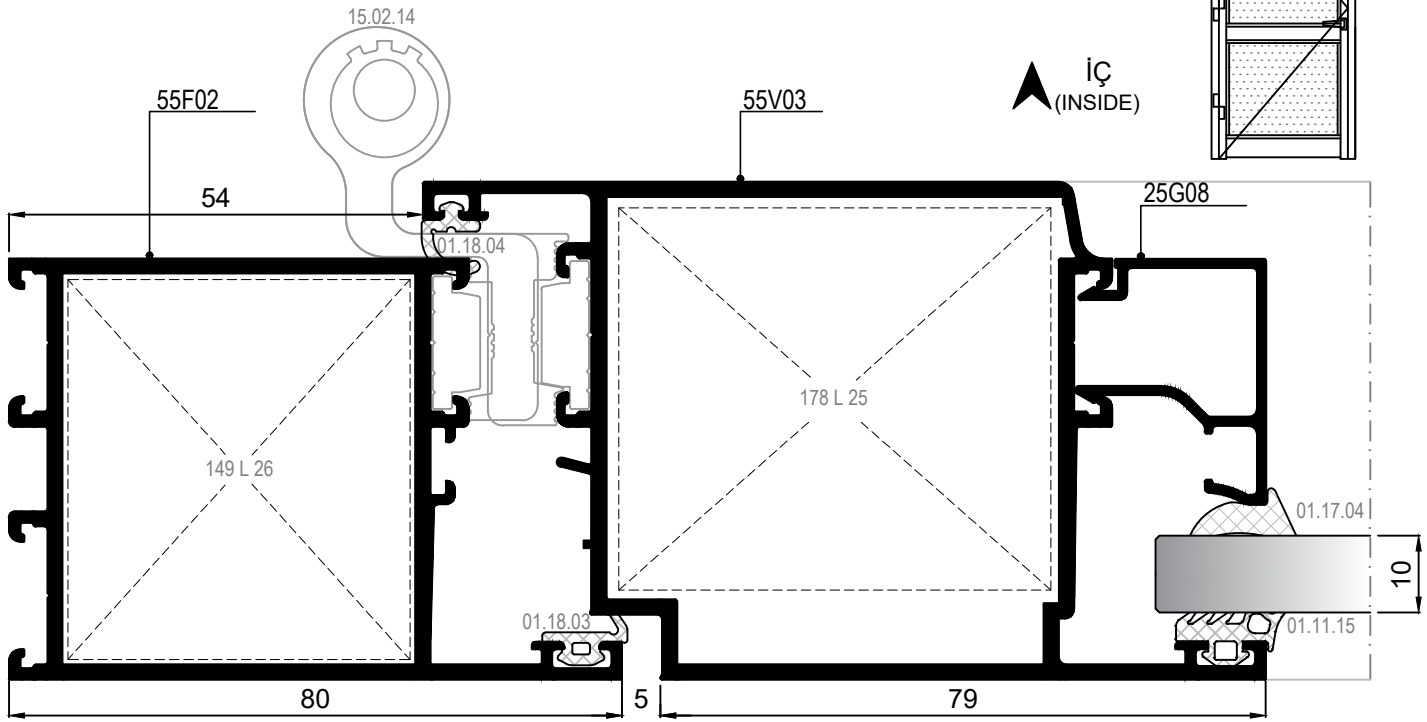
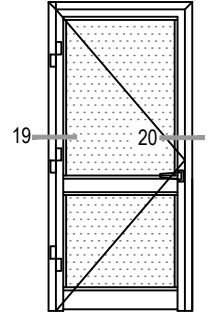


16 DETAYI  
DETAIL

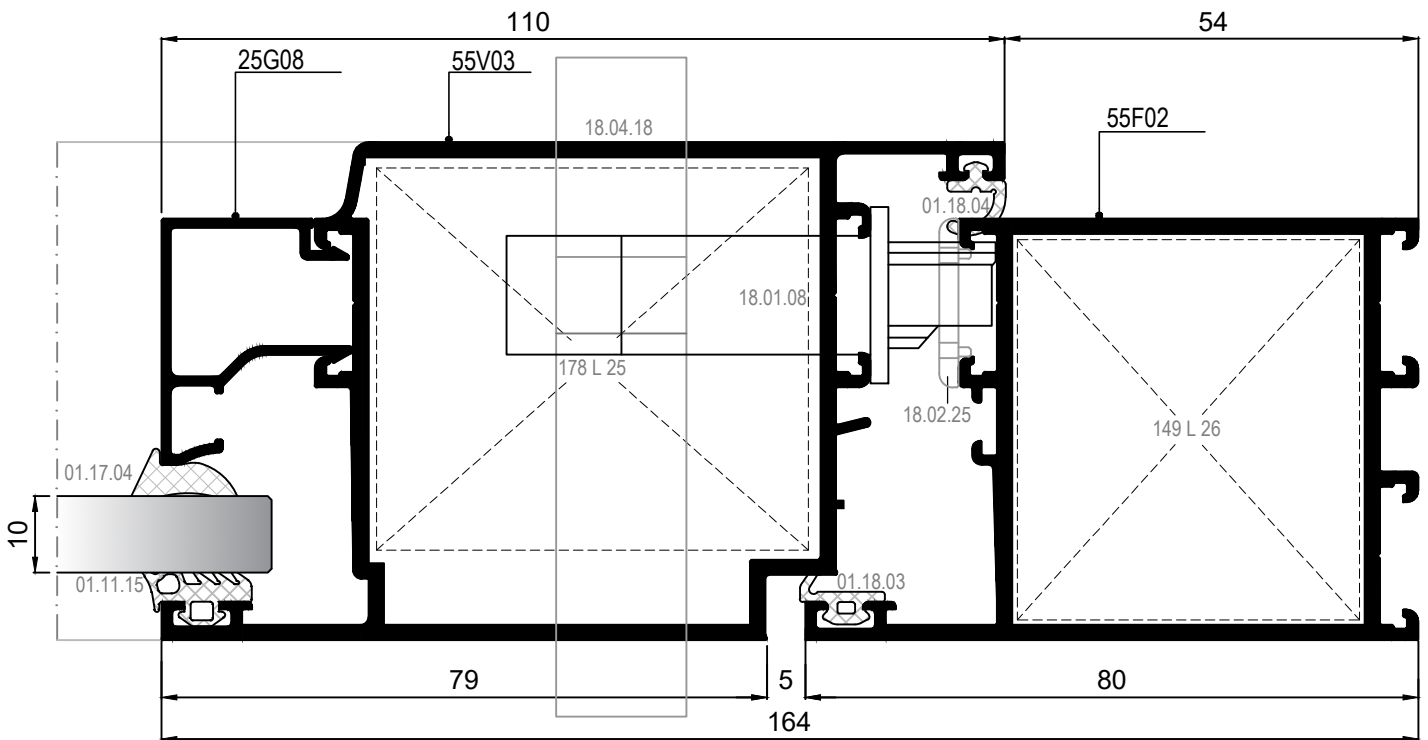
ÇARPMA KAPI DETAYLARI  
SWINGING DOOR DETAILS



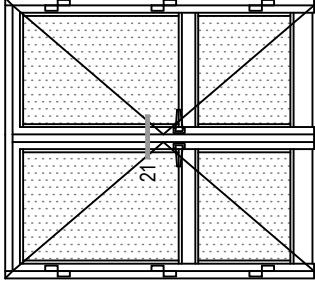
İÇE AÇILIM BİNİLİ KAPI DETAYLARI  
INWARD OPENING DOOR DETAILS



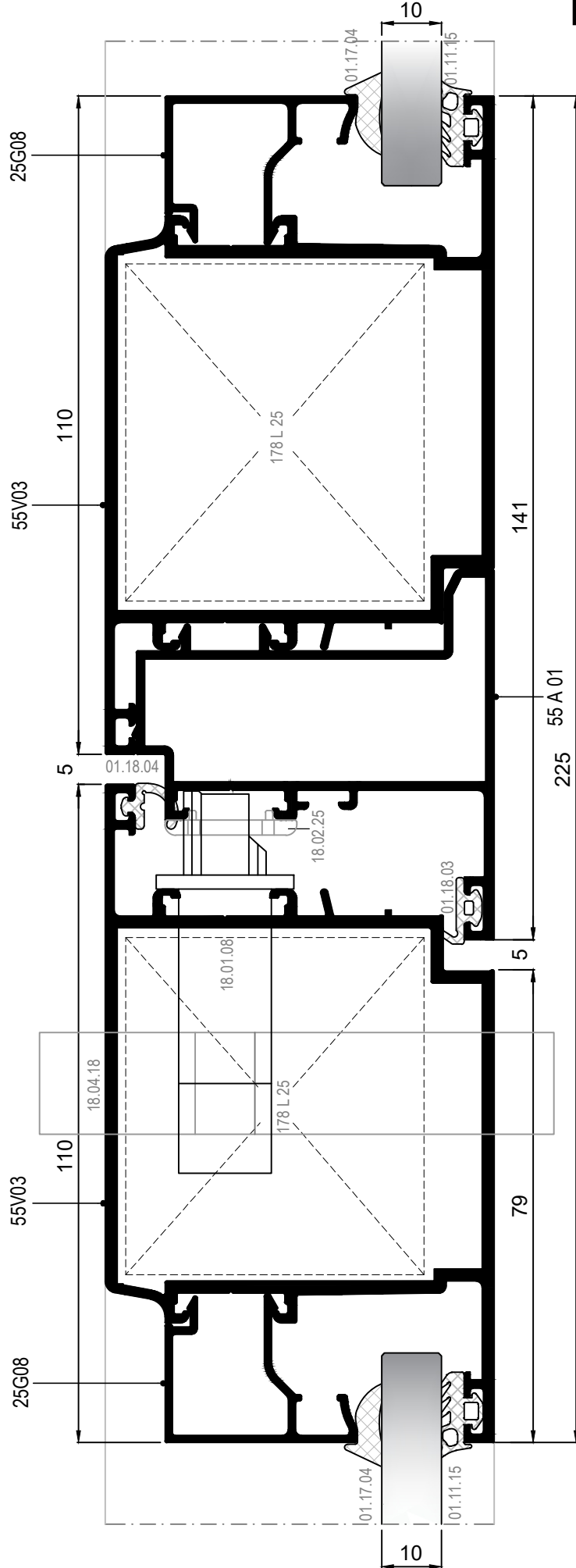
19 DETAYI  
DETAIL



20 DETAYI  
DETAIL



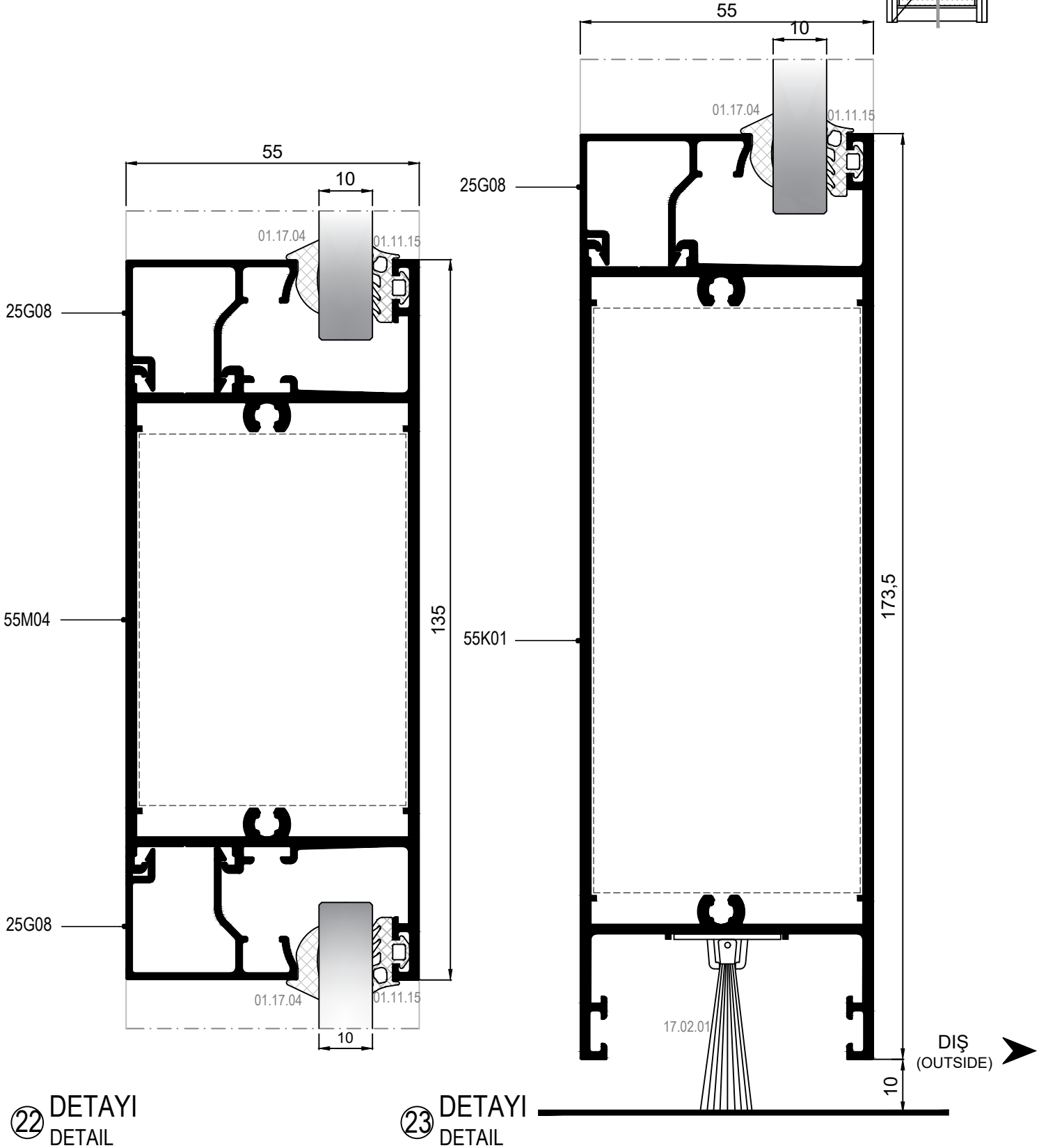
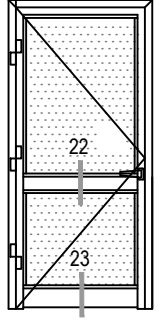
İÇE AÇILIM BİNLİ KAPI DETAYLARI  
INWARD OPENING DOOR DETAILS



DIŞ  
(OUTSIDE)

21 DETAYI  
DETAIL

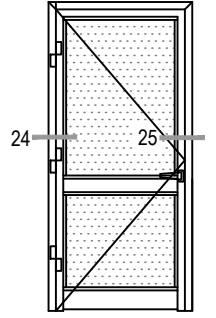
İÇE AÇILIM BİNİLİ KAPI DETAYLARI  
INWARD OPENING DOOR DETAILS



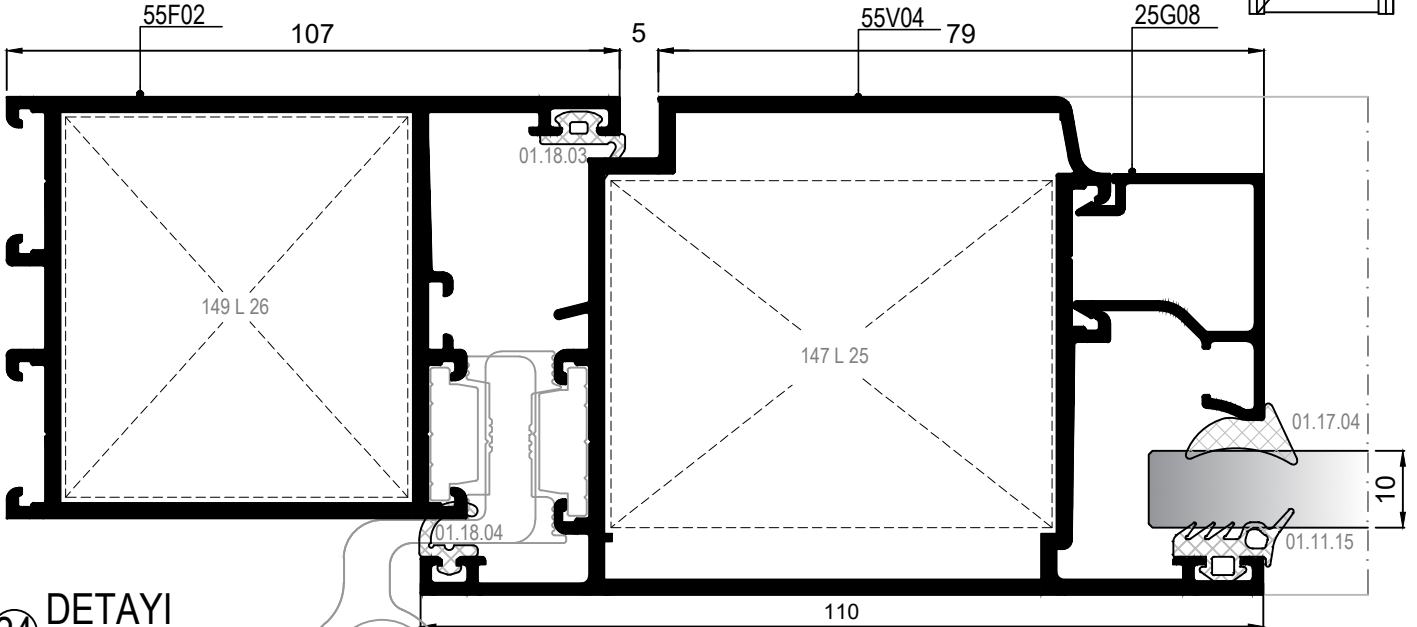
22 DETAYI  
DETAIL

23 DETAYI  
DETAIL

DIŐA AÇILIM BİNİLİ KAPI DETAYLARI  
OUTWARD OPENING DOOR DETAILS



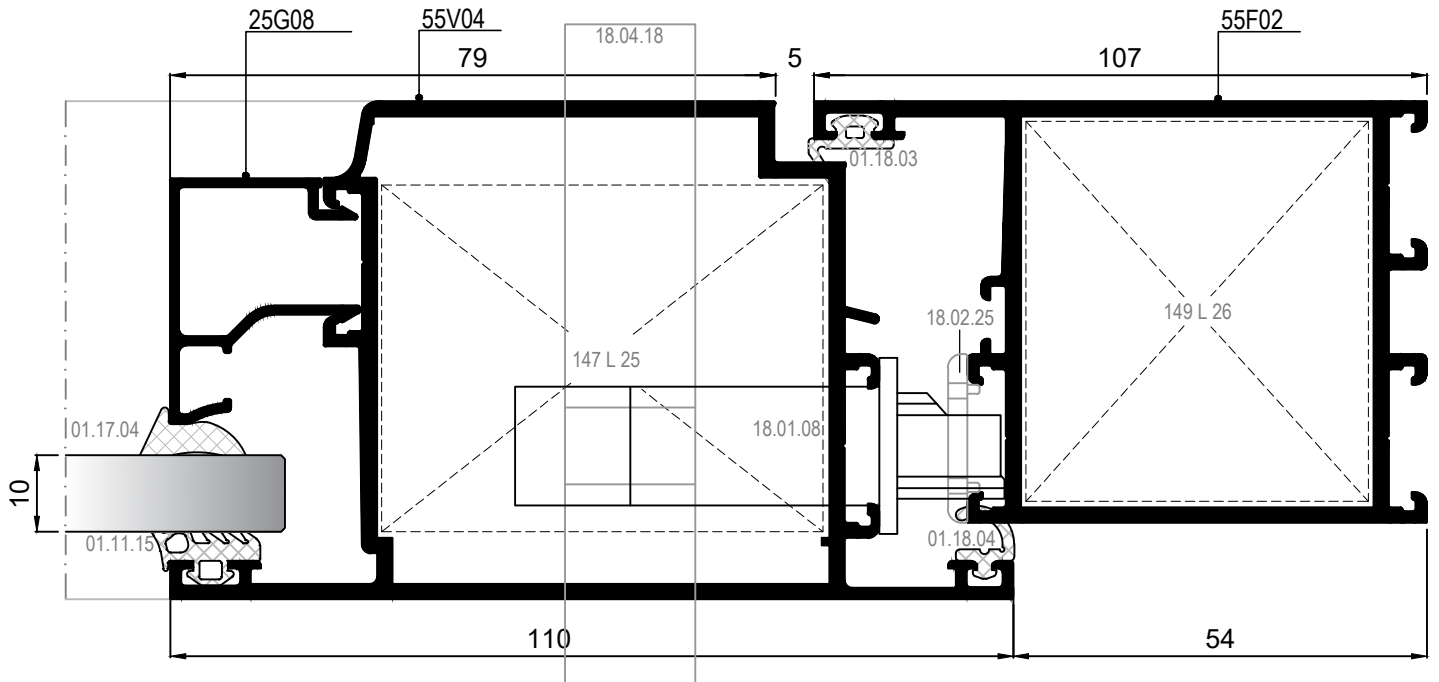
İÇ  
(INSIDE)



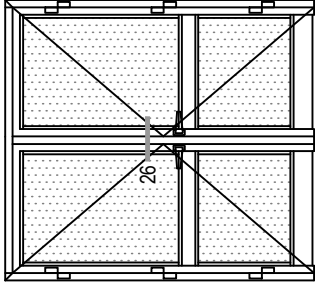
24 DETAYI  
DETAIL

15.02.14

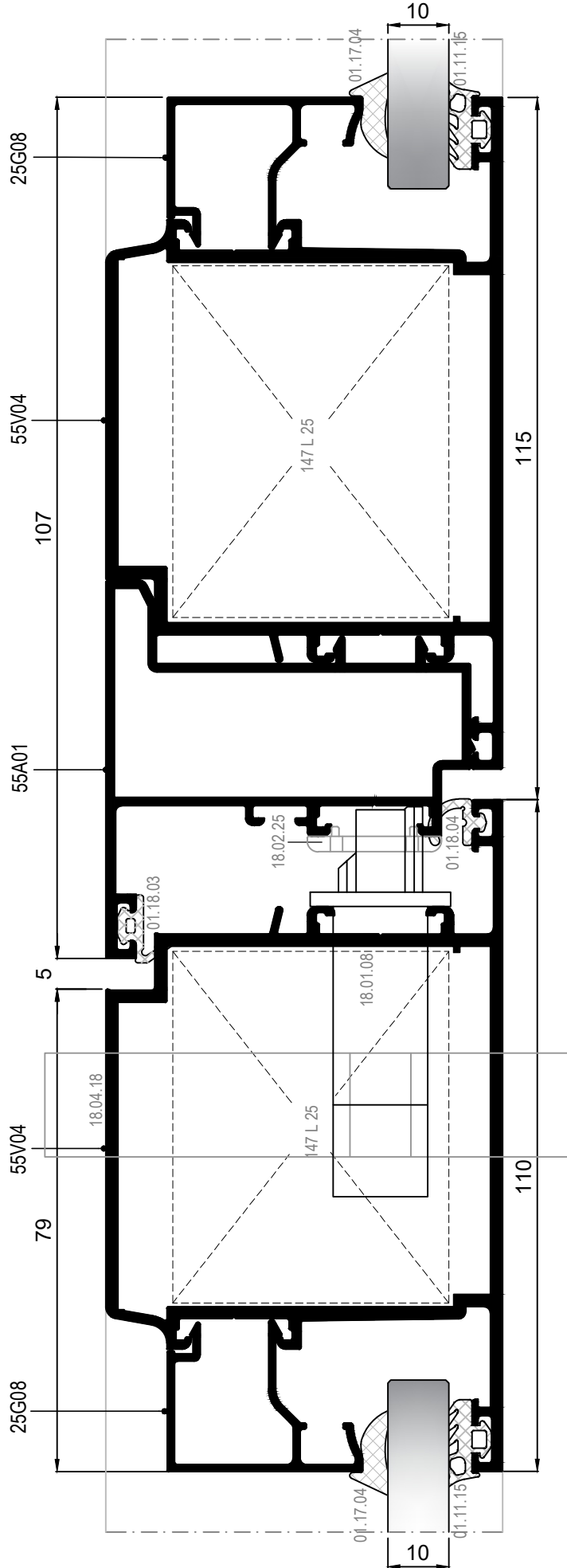
İÇ  
(INSIDE)



25 DETAYI  
DETAIL

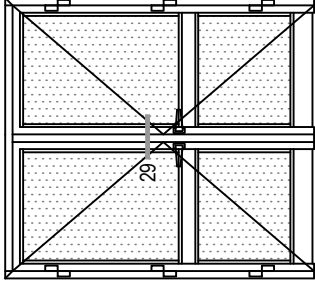


DIŞA AÇILIM BİNLİ KAPI DETAYLARI  
OUTWARD OPENING DOOR DETAILS

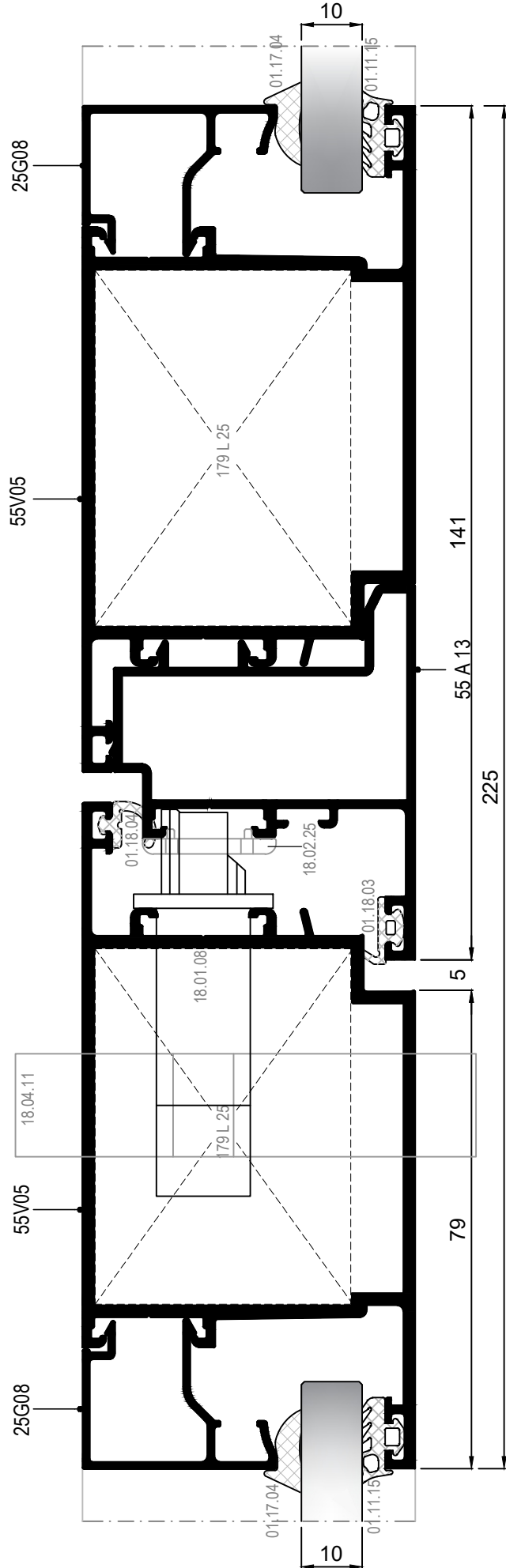


DIŞ  
(OUTSIDE)





İÇE AÇILIM HEMYÜZ KAPI DETAYLARI  
INWARD OPENING FLUSH DOOR DETAILS




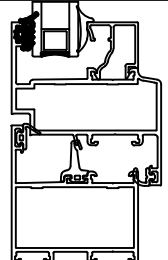

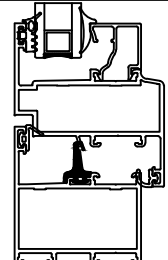

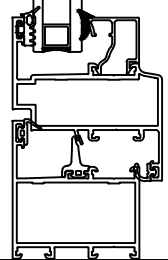

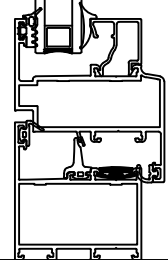

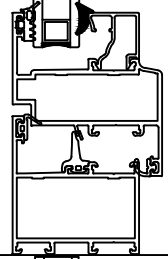

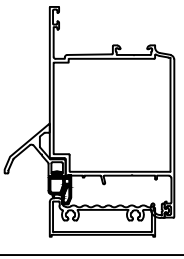

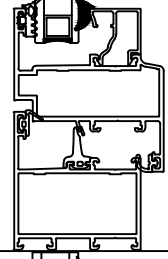

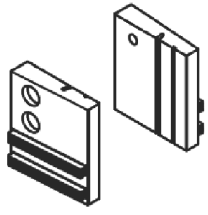

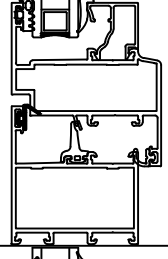

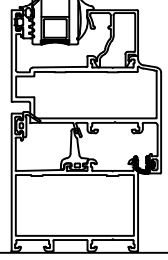

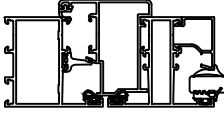
**MİMARİ KATALOG**  
ARCHITECTURAL CATALOGUE

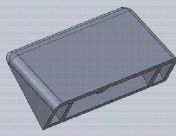
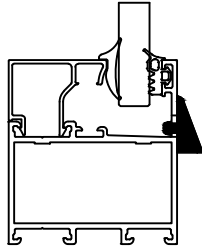

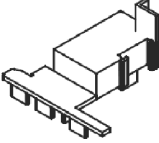

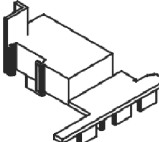
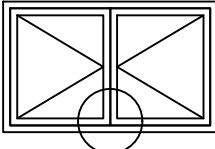
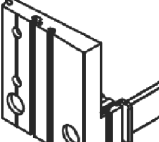
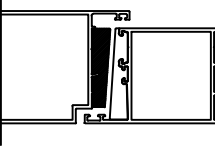
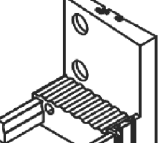
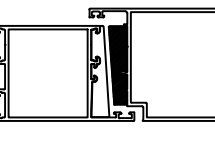
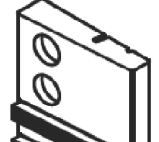
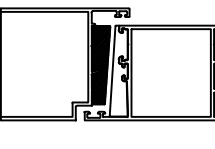

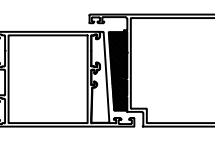
**Alüminyum Kapı ve Pencere Sistemleri**  
Aluminium Door and Window Systems

# RW55

**AKSESUARLAR**

**ACCESSORIES**

	<p><b>01.11.15</b></p> <p>DIŞ CAM FİTİLİ 4 mm OUTSIDE GLAZING GASKET 4 mm</p> <p>Malzeme / Material : EPDM Ağırlık / Weight : 81 gr/m Paket / Package: 185m / 15 kg</p>			<p><b>01.19.04</b></p> <p>TOZLUK FİTİLİ CENTRAL GASKET</p> <p>Malzeme / Material : EPDM Ağırlık / Weight : 105 gr/m Paket / Package: 142m / 15 kg</p>	
	<p><b>01.17.03</b></p> <p>İÇ CAM FİTİLİ 2,8 mm INSIDE GLAZING GASKET 2,8 mm</p> <p>Malzeme / Material : EPDM Ağırlık / Weight : 59 gr/m Paket / Package: 254m / 15 kg</p>			<p><b>01.19.06</b></p> <p>ÇITA KANAL FİTİLİ ADAPTER GASKET</p> <p>Malzeme / Material : EPDM Ağırlık / Weight : 82 gr/m Paket / Package: 182m / 15 kg</p>	
	<p><b>01.17.04</b></p> <p>İÇ CAM FİTİLİ 3,6 mm INSIDE GLAZING GASKET 3,6 mm</p> <p>Malzeme / Material : EPDM Ağırlık / Weight : 71 gr/m Paket / Package: 210m / 15 kg</p>			<p><b>01.20.04</b></p> <p>EŞİK FİTİLİ THRESHOLD GASKET</p> <p>Malzeme / Material : EPDM Ağırlık / Weight : 104 gr/m Paket / Package: 144 m / 15 kg</p>	
	<p><b>01.17.05</b></p> <p>İÇ CAM FİTİLİ 4,6 mm INSIDE GLAZING GASKET 4,6 mm</p> <p>Malzeme / Material : EPDM Ağırlık / Weight : 89 gr/m Paket / Package: 168m / 15 kg</p>			<p><b>17.01.01</b></p> <p>KİL FİTİL BRUSH</p> <p>Malzeme / Material : Polipropilen / Polypropylen Paket / Package: 275 m</p>	
	<p><b>01.18.03</b></p> <p>DIŞ BİNİ FİTİLİ OUTSIDE ACOUSTICAL GASKET</p> <p>Malzeme / Material : EPDM Ağırlık / Weight : 41 gr/m Paket / Package: 365m / 15 kg</p>				
	<p><b>01.18.04</b></p> <p>İÇ BİNİ FİTİLİ INSIDE ACOUSTICAL GASKET</p> <p>Malzeme / Material : EPDM Ağırlık / Weight : 42 gr/m Paket / Package: 357m / 15 kg</p>				
	<p><b>01.18.06</b></p> <p>ADAPTÖR FİTİLİ GASKET FOR ADAPTER</p> <p>Malzeme / Material : EPDM Ağırlık / Weight : 54 gr/m Paket / Package: 277m / 15 kg</p>				

	<p><b>04.02.07</b></p> <p>TAHLİYE KAPAĞI DRAINAGE COVER</p> <p>Malzeme / Material : PVC Renk / Colour : Siyah-Beyaz-Gri Black-White-Grey</p>			<p><b>10.10.01</b></p> <p>MONTAJ LAMASI (140mm) LAMA FOR ASSEMBLY (140mm)</p>	
	<p><b>04.06.27A</b></p> <p>ADAPTÖR KAPAĞI ADAPTER CAP</p> <p>Malzeme / Material : PVC Renk / Colour : Siyah / Black 55A01 İÇİN / FOR 55A01</p>				
	<p><b>04.06.27B</b></p> <p>ADAPTÖR KAPAĞI ADAPTER CAP</p> <p>Malzeme / Material : PVC Renk / Colour : Siyah / Black 55A01 İÇİN / FOR 55A01</p>				
	<p><b>04.13.07A</b></p> <p>EŞİK YAN KAPAK(SOL) THRESHOLD SIDE CAP (LEFT)</p> <p>Malzeme / Material : PVC Renk / Colour : Siyah / Black</p>				
	<p><b>04.13.07B</b></p> <p>EŞİK YAN KAPAK(SAĞ) THRESHOLD SIDE CAP (RIGHT)</p> <p>Malzeme / Material : PVC Renk / Colour : Siyah / Black</p>				
	<p><b>04.13.08A</b></p> <p>KANAT YAN KAPAK(SOL) VENT SIDE CAP (LEFT)</p> <p>Malzeme / Material : PVC Renk / Colour : Siyah / Black</p>				
	<p><b>04.13.08B</b></p> <p>KANAT YAN KAPAK(SAĞ) VENT SIDE CAP (RIGHT)</p> <p>Malzeme / Material : PVC Renk / Colour : Siyah / Black</p>				

## PENCERE MENTEŞELERİ / WINDOW HINGES




15.01.16

GESSE PENCERE MENTEŞESİ  
GESSE HINGE FOR WINDOWS

Renk / Colour : Siyah-Beyaz-Gri-Eloksal  
Black-White-Grey-Anodized

75 kg için 2 adet, 85 kg için 3 adet kullanılmalıdır. / Should be used 2 for 75 kg,3 for 85 kg.  
EN 1935:2002

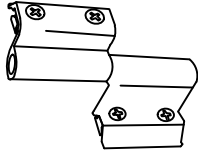


15.01.03

RESCARA PENCERE MENTEŞESİ  
HINGE FOR WINDOWS

Renk / Colour : Pres-Eloksal  
Press-Anodized

75 kg için 2 adet, 85 kg için 3 adet kullanılmalıdır. / Should be used 2 for 75 kg,3 for 85 kg.  
EN 1935:2002

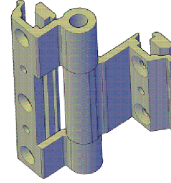


15.01.08

YERLİ PENCERE MENTEŞESİ  
LOCAL HINGE FOR WINDOWS

Renk / Colour : Siyah-Beyaz-Gri-Eloksal  
Black-White-Grey-Anodized

50 kg için 2 adet kullanılmalıdır. / Should be used 2 for 50 kg.  
Max. kanat ölçüsü 900x1300. / Max. vent dimension 900x1300  
TS EN 1935



15.01.12

YERLİ PENCERE MENTEŞESİ  
LOCAL HINGE FOR WINDOWS

Renk / Colour : Siyah-Beyaz-Gri-Eloksal  
Black-White-Grey-Anodized

TS EN 1935



15.01.17

GESSE GİZLİ PENCERE MENTEŞESİ (SAĞ)  
GESSE HIDDEN HINGE FOR WINDOWS (RIGHT)

Malzeme / Material :  
Paslanmaz Çelik / Stainless Steel

100 kg için 2 adet kullanılmalıdır. / Should be used 2 for 100 kg.

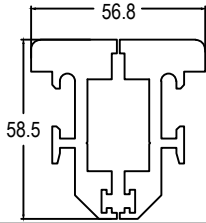


15.01.18

GESSE GİZLİ PENCERE MENTEŞESİ (SOL)  
GESSE HIDDEN HINGE FOR WINDOWS (LEFT)

Malzeme / Material :  
Paslanmaz Çelik / Stainless Steel

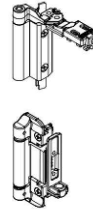
100 kg için 2 adet kullanılmalıdır. / Should be used 2 for 100 kg.



15.03.01

PIVOT MENTEŞESİ  
PIVOT HINGE

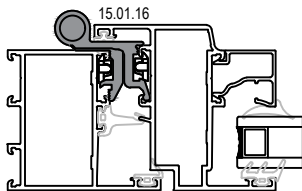
Renk / Colour : Siyah-Beyaz  
Black-White



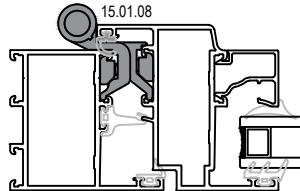
15.01.20

RESCARA PASİF KANAT MENTEŞESİ  
RESCARA PASSIVE LEAF HINGE

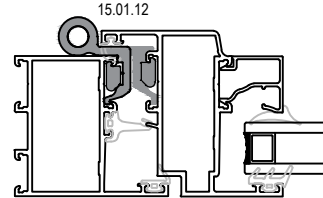
Renk / Colour : Siyah-Beyaz-Gri-Eloksal  
Black-White-Grey-Anodized



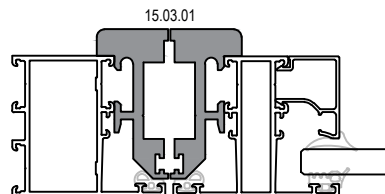
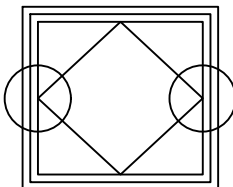
15.01.16



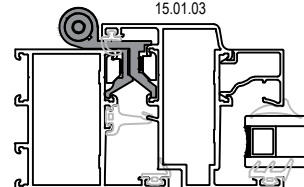
15.01.08



15.01.12



15.03.01



15.01.03

Ölçek/Scale: 1/2

## KAPI MENTEŞELERİ / DOOR HINGES



15.02.20

RESCARA KAPI MENTEŞESİ  
RESCARA HINGE FOR DOORS

Renk / Colour : Siyah-Beyaz-Gri-Press-Eloksal  
Black-White-Grey-Press-Anodized

120 kg için 2 adet kullanılmalıdır. / Should be used 2 for 120 kg.  
EN 1935

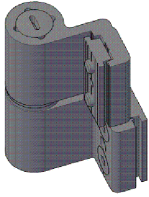


15.02.09

YERLİ KAPI MENTEŞESİ  
LOCAL HINGE FOR DOORS

Renk / Colour : Siyah-Beyaz-Gri-Eloksal  
Black-White-Grey-Anodized

85 kg için 3 adet kullanılmalıdır. / Should be used 3 for 85 kg.  
Max. kanat ölçüsü 900x2200 / Max. vent dimension 900x2200  
TS EN 1935




15.02.12

YERLİ KAPI MENTEŞESİ  
LOCAL HINGE FOR DOORS

Renk / Colour : Siyah-Beyaz-Gri-Eloksal  
Black-White-Grey-Anodized

100 kg için 3 adet kullanılmalıdır. / Should be used 3 for 100 kg.  
Max. kanat ölçüsü 900x2300 / Max. vent dimension 900x2300  
TS EN 1935




15.02.07

YERLİ KAPI MENTEŞESİ  
LOCAL HINGE FOR DOORS

Renk / Colour : Siyah-Beyaz-Gri-Eloksal  
Black-White-Grey-Anodized

100 kg için 2 adet kullanılmalıdır. / Should be used 2 for 100 kg.  
Max. kanat ölçüsü 900x2200 / Max. vent dimension 900x2200  
TS EN 1935

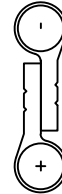


15.02.21

RESCARA KAPI MENTEŞESİ  
RESCARA HINGE FOR DOORS

Renk / Colour : Siyah-Beyaz-Gri-Press-Eloksal  
Black-White-Grey-Press-Anodized

160 kg için 2 adet kullanılmalıdır. / Should be used 2 for 160 kg.  
EN 1935



15.04.02

ÇARPMA KAPI MENTEŞESİ  
SWING DOOR HINGLE

Malzeme / Material : Paslanmaz Çelik  
Stainless Steel

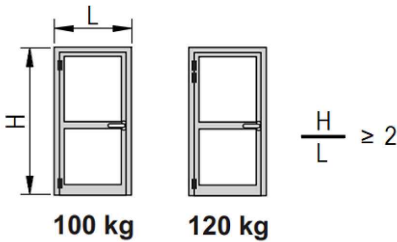


15.02.14

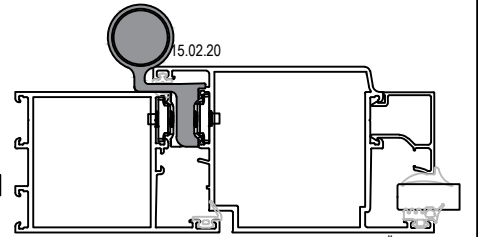
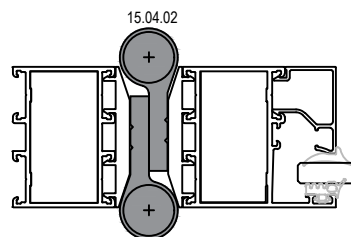
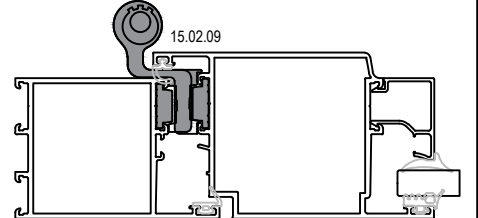
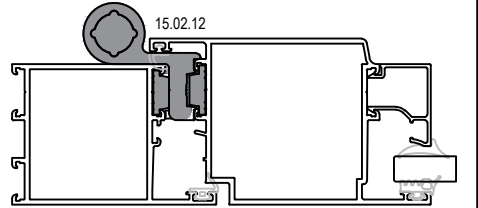
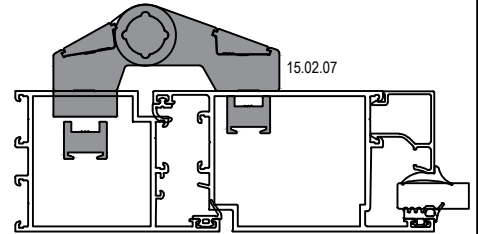
GIESSE KAPI MENTEŞESİ  
GIESSE HINGE FOR DOORS

Renk / Colour : Siyah-Beyaz-Eloksal  
Black-White-Anodized

100 kg için 2 adet, 120 kg için 3 adet kullanılmalıdır. / Should be used 2 for 100 kg, 3 for 120 kg.  
EN 1935




KNT. YÜKSEKLİĞİ / SASH HEIGHT KNT. GENİŞLİĞİ / SASH WIDTH	KANAT AĞIRLIĞI SASH WEIGHT
$\frac{H}{L} = 1.9$	Max (- 10%)
$\frac{H}{L} = 1.8$	Max (- 20%)
= ...	Max (- ...%)
$\frac{H}{L} \leq 1$	UYGULANAMAZ NA



Ölçek/Scale: 1/2


ÇİFT EKSEN MEKANİZMALARI / TILT & TURN MECHANISMS



GIESSE FUTURA ÇİFT AÇILIM SETİ 80 kg  
GIESSE FUTURA TILT & TURN MECHANISM 80 kg

Renk / Colour : Siyah-Beyaz-Gri  
Black-White-Grey

ADET NUMBER	07.06.001 MEKANİZMA MECHANISM	07.06.002 MENTEŞE SETİ HINGE KIT	07.06.003 TİP1 MAKAS TYPE1 ARM	07.06.004 TİP2 MAKAS TYPE2 ARM	07.06.005 KOL HANDLE	07.06.006 İLAVE KİLİTLEME ADDITIONAL LOCKING	07.06.007 İLAVE MAKAS ADDITIONAL ARM
L: 410-569mm H: 600-1200mm	1	1	1	---	1	---	---
L: 410-569mm H: 1201-2500mm	1	1	1	---	1	1	---
L: 570-1000mm H: 600-1200mm	1	1	---	1	1	---	---
L: 570-1000mm H: 1201-2500mm	1	1	---	1	1	1	---
L: 1001-1700mm H: 600-1200mm	1	1	---	1	1	1	1
L: 1001-1700mm H: 1201-2500mm	1	1	---	1	1	2	1

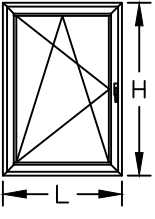
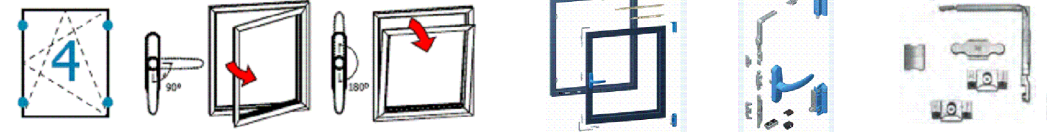


GIESSE FUTURA ÇİFT AÇILIM SETİ 130 kg  
GIESSE FUTURA TILT & TURN MECHANISM 130 kg

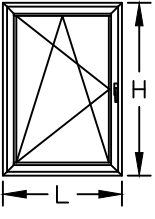
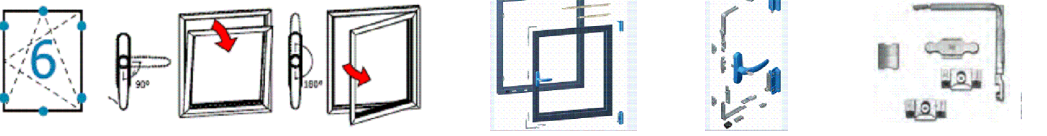
Renk / Colour : Siyah-Beyaz-Gri  
Black-White-Silver


ADET NUMBER	07.06.001 MEKANİZMA MECHANISM	07.06.016 MENTEŞE SETİ HINGE KIT	07.06.013 TİP1 MAKAS TYPE1 ARM	07.06.014 TİP2 MAKAS TYPE2 ARM	07.06.005 KOL HANDLE	07.06.006 İLAVE KİLİTLEME ADDITIONAL LOCKING	07.06.007 İLAVE MAKAS ADDITIONAL ARM
L: 410-700mm H: 600-1200mm	1	1	1	---	1	---	---
L: 410-700mm H: 1201-3000mm	1	1	1	---	1	1	---
L: 701-1000mm H: 600-1200mm	1	1	---	1	1	---	---
L: 701-1000mm H: 1201-3000mm	1	1	---	1	1	1	---
L: 1001-1800mm H: 600-1200mm	1	1	---	1	1	1	1
L: 1001-1800mm H: 1201-3000mm	1	1	---	1	1	2	1

ÇİFT EKSEN MEKANİZMALARI / TILT & TURN MECHANISMS

	RESCARA ÇİFT AÇILIM SETİ 130 kg RESCARA TILT & TURN MECHANISM 130 kg Renk / Colour : Siyah-Beyaz-Gri Black-White-Grey					
						
KANAT GENİŞLİĞİ SASH WIDTH L (mt)	KANAT YÜKSEKLİĞİ SASH HEIGHT H (mt)	KANAT AĞIRLIĞI SASH WEIGHT KG	MEKANİZMA MECHANISM	MAKAS ARM	İLAVE KİLİTLEME ADDITIONAL LOCKING	İLAVE MAKAS ADDITIONAL ARM
563-1000 mm	600-1200 mm	130 kg	07.06.79	07.06.80	—	—
563-1000 mm	1200-2500 mm	130 kg	07.06.79	07.06.80	07.06.76	—
1000-1700 mm	600-1200 mm	130 kg	07.06.79	07.06.80	07.06.76	07.06.77
1000-1700 mm	1200-2500 mm	130 kg	07.06.79	07.06.80	07.06.76 (2 ADET)	07.06.77

ÇİFT EKSEN MEKANİZMALARI / TILT & TURN MECHANISMS

	RESCARA AKILLI ÇİFT AÇILIM SETİ 130 kg / KOL ANAHTARLIDIR. RESCARA TBT TILT & TURN MECHANISM 130 kg / HANDLE WITH KEYLOCK Renk / Colour : Siyah-Beyaz-Gri Black-White-Grey					
						
KANAT GENİŞLİĞİ SASH WIDTH L (mt)	KANAT YÜKSEKLİĞİ SASH HEIGHT H (mt)	KANAT AĞIRLIĞI SASH WEIGHT KG	MEKANİZMA MECHANISM	MAKAS ARM	İLAVE KİLİTLEME ADDITIONAL LOCKING	İLAVE MAKAS ADDITIONAL ARM
563-1000 mm	600-1200 mm	130 kg	07.06.74 (TBT)	07.06.75 (TBT)	—	—
563-1000 mm	1200-2500 mm	130 kg	07.06.74 (TBT)	07.06.75 (TBT)	07.06.76	—
1000-1700 mm	600-1200 mm	130 kg	07.06.74 (TBT)	07.06.75 (TBT)	—	07.06.77
1000-1700 mm	1200-2500 mm	130 kg	07.06.74 (TBT)	07.06.75 (TBT)	07.06.76	07.06.77



GIESSE GİZLİ MENTEŞE ÇİFT AÇILIM SETİ 100 kg  
GIESSE HIDDEN HINGE TILT & TURN MECHANISM 100 kg

Renk / Colour : Siyah-Beyaz-Gri  
Black-White-Grey

	ADET NUMBER	07.06.011 TİP2 MAKAS (SAĞ) TYPE2 ARM	07.06.012 TİP2 MAKAS (SOL) TYPE2 ARM	07.06.005 KOL HANDLE	07.06.001 MEKANİZMA MECHANISM	07.06.010 İLAVE KİLİTLEME ADDITIONAL LOCKING	07.06.007 İLAVE MAKAS ADDITIONAL ARM
SAĞ RIGHT	L: 600-1000mm H: 600-1200mm	1	---	1	1	---	---
	L: 600-1000mm H: 1201-2500mm	1	---	1	1	1	---
	L: 1001-1500mm H: 600-1200mm	1	---	1	1	1	1
	L: 1001-1500mm H: 1201-2500mm	1	---	1	1	2	1
SOL LEFT	L: 600-1000mm H: 600-1200mm	---	1	1	1	---	---
	L: 600-1000mm H: 1201-2500mm	---	1	1	1	1	---
	L: 1001-1500mm H: 600-1200mm	---	1	1	1	1	1
	L: 1001-1500mm H: 1201-2500mm	---	1	1	1	2	1

## PENCERE KOLLARI / WINDOW HANDLES

<p>07.05.25 GIESSE İSPANYOLET KOL (ÇİFT DİLLİ) GIESSE HANDLE FOR WINDOWS (DOUBLE RAIL) Renk / Colour : Siyah-Beyaz-Gri Black-White-Grey</p> <p>UNI CEI EN ISO / IEC 17050</p>	<p>07.05.33 GIESSE ANAHTARLI İSPANYOLET KOL (ÇİFT DİLLİ) GIESSE KEY HANDLE FOR WINDOWS (DOUBLE RAIL) Renk / Colour : Siyah-Beyaz-Gri Black-White-Grey</p>
<p>07.25.01 GIESSE TIJ BAĞLANTI PARÇASI GIESSE CONNECTION ROD Renk / Colour : Siyah / Black Malzeme / Material : Poliamid / Polyamide</p> <p>07.05.25 , 07.05.33 ve 07.05.34 Kol için / For Handle 07.05.25 , 07.05.33 and 07.05.34</p>	<p>07.05.34 GIESSE SÖKÜLEBİLİR KOL GÖVDESİ (ÇİFT DİLLİ) GIESSE REMOVABLE HANDLE BODY (DOUBLE RAIL) Renk / Colour : Siyah-Beyaz-Gri Black-White-Grey</p>
<p>07.05.29 RESCARA GLOBAL ANAHTARLI PENCERE KOLU (TEK DİLLİ) RESCARA GLOBAL KEY HANDLE FOR WINDOWS (SINGLE RAIL) Renk / Colour : Siyah-Beyaz-Gri Black-White-Grey</p> <p>EN 1670</p>	<p>07.05.35 GIESSE SÖKÜLEBİLİR KOL GIESSE REMOVABLE HANDLE Renk / Colour : Siyah Black</p>
<p>07.13.07 RESCARA KOL BAĞLANTI PARÇASI RESCARA CONNECTION PART FOR HANDLE Malzeme / Material : Zamak / Zamak</p> <p>07.05.28, 07.05.29 Kol için / For Handle 07.05.28, 07.05.29</p>	<p>07.05.30 RESCARA GLOBAL SÖKÜLEBİLİR KOL GÖVDESİ (ÇİFT DİLLİ) RESCARA GLOBAL REMOVABLE HANDLE BODY (DOUBLE RAIL) Renk / Colour : Siyah-Beyaz-Gri Black-White-Grey</p> <p>EN 1670</p>
<p>07.05.28 RESCARA GLOBAL PENCERE KOLU (TEK DİLLİ) RESCARA GLOBAL HANDLE FOR WINDOWS (SINGLE RAIL) Renk / Colour : Siyah-Beyaz-Gri Black-White-Grey</p> <p>EN 1670</p>	<p>07.05.31 RESCARA SÖKÜLEBİLİR KOL RESCARA REMOVABLE HANDLE Renk / Colour : Siyah / Black</p> <p>EN 1670</p>
<p>07.05.32 RESCARA GLOBAL PENCERE KOLU (ÇİFT DİLLİ) RESCARA GLOBAL HANDLE FOR WINDOWS (DOUBLE RAIL) Renk / Colour : Siyah-Beyaz-Gri Black-White-Grey</p> <p>EN 1670, 13126-8</p>	<p>07.13.08 RESCARA KOL BAĞLANTI PARÇASI RESCARA CONNECTION PART FOR HANDLE Renk / Colour : Siyah / Black Malzeme / Material : PVC</p> <p>07.05.30, 07.05.32 Kol için / For Handle 07.05.30, 07.05.32</p>

## İSPANYOLET KİLİTLEME PARÇALARI / LOCKING KITS



07.13.03

PİM  
LOCK PIN

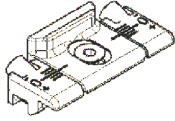
Malzeme / Material : Zamak / Zamak



07.13.06

GIESSE PİM  
GIESSE ADJUSTABLE LOCKING PAWL

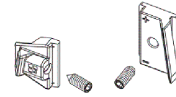
Malzeme / Material : Zamak / Zamak



07.09.07

GIESSE AYARLI PİM KARŞILIĞI  
GIESSE ADJUSTABLE SINGLE STRIKER

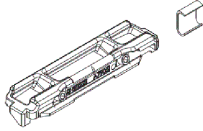
Malzeme / Material : Zamak / Zamak



07.09.08

GIESSE ARKA KİLİTLEME  
GIESSE BURGLAR BOLT

Malzeme / Material : Zamak / Zamak



18.06.01

GIESSE KARŞILIK  
GIESSE STRIKER

Malzeme / Material : Paslanmaz çelik ve zamak  
Stainless steel and zamak



07.09.11

RESCARA SABİT KARŞILIK  
RESCARA FIXED STRIKER

Malzeme / Material : Zamak / Zamak




18.07.01

GIESSE SÜRGÜ SETİ  
GIESSE BOLT FOR LEAF

Malzeme / Material : Zamak ve polyamid  
Zamak and polyamide

Pasif kanat için / For secondary sash



07.09.12

RESCARA AYARLI KARŞILIK  
RESCARA ADJUSTABLE STRIKER

Malzeme / Material : Zamak / Zamak



07.21.03

RESCARA KÖŞE DÖNME  
RESCARA CORNER DRIVE


Malzeme / Material : Zamak / Zamak



07.21.02

GIESSE KÖŞE DÖNME  
GIESSE CORNER DRIVE

Malzeme / Material : Zamak / Zamak



07.09.13

RESCARA ARKA KİLİTLEME  
RESCARA BURGLAR BOLT







Malzeme / Material : Zamak / Zamak



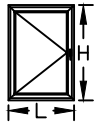
07.06.78








RESCARA MICROVENTİLASYON  
RESCARA MICROVENTILATION

Malzeme / Material : Zamak / Zamak








 <p><b>07.07.02</b> VASİSTAS MAKAS ARM FOR BOTTOM-HUNG WINDOWS Renk / Colour : Siyah-Beyaz-Gri Black-White-Grey</p>	 <p><b>07.08.01</b> RESCARA VASİSTAS MANDAL RESCARA DEVICE FOR CLOSING BOTTOM-HUNG WINDOWS Renk / Colour : Siyah-Beyaz-Gri Black-White-Grey</p>
 <p><b>07.07.08</b> SINIRLAYICI MAKAS LIMITER Malzeme / Material : Gümüş- Paslanmaz Çelik Silver - Stainless Steel</p>	 <p><b>07.07.09</b> GIESSE VASİSTAS MAKAS GIESSE ARM FOR BOTTOM-HUNG WINDOWS Renk / Colour : Siyah-Beyaz-Gri Black-White-Grey</p>
 <p><b>07.07.11</b> GIESSE VASİSTAS PENCERE SETİ GIESSE BOTTOM HUNG WINDOW SET Kol ve menteşe sete dahil değildir. Handle and hinge is not included in the set</p>	 <p><b>11.02.34</b> RESCARA KANAT DESTEK TAKOZU RESCARA VENT SUPPORT PIECE Malzeme / Material : PVC Renk / Colour : Siyah/Black</p>






ÇİFT DİLLİ KOL VE KİLİTLEME SETİ SEÇİM TABLOSU  
DOUBLE RAILED HANDLE AND LOCKING KIT TABLE



KOD CODE	AÇIKLAMA DESCRIPTION	ÜRÜN RESMİ PRODUCT IMAGE	TEMELE SET MAIN SET			İLAVE ÜRÜNLER ADDITIONAL PRODUCTS		
			H<1200mm	L<1000mm		1200mm < H < 2700 mm		1000mm < L < 1400 mm
07.05.25	GIESSE ÇİFT DİLLİ KOL GIESSE DOUBLE RAIL HANDLE		1					
07.25.01	GIESSE KOL BAĞLANTISI GIESSE ROD CONNECTION PIECES		1					
07.13.06	GIESSE AYARLI PİM GIESSE ADJUSTABLE LOCKING PAWL		2			2		2
07.09.11	RESCARA SABİT KARŞILIK RESCARA FIXED STRIKER		2			2		2
07.09.07	GIESSE AYARLI PİM KARŞILIĞI GIESSE ADJUSTABLE SINGLE STRIKER							2
07.21.02	GIESSE KÖŞE DÖNME GIESSE/RESCARA CORNER DRIVE							2
11.02.34	RESCARA KANAT DESTEK TAKOZU RESCARA VENT SUPPORT PIECE		1					

\*\*\*Giesse kol ve kilitleme aksesuarları 25 I 07 tij profili ile kullanılmalıdır.  
Giesse handle and locking accessories should be used with 25 I 07 rod profile.

TEK DİLLİ KOL VE KİLİTLEME SETİ SEÇİM TABLOSU SINGLE RAILED HANDLE AND LOCKING KIT TABLE					
			TEMELE SET MAIN SET	İLAVE ÜRÜNLER ADDITIONAL PRODUCTS	
KOD CODE	AÇIKLAMA DESCRIPTION	ÜRÜN RESMİ PRODUCT IMAGE	H<1200mm L<1000mm	1200mm < H < 2700 mm	1000mm < L < 1400 mm
07.05.28 07.05.29	RESCARA TEK DİLLİ KOL GIESSE DOUBLE RAIL HANDLE		1		
07.13.07	RESCARA KOL BAĞLANTI PARÇASI RESCARA CONNECTION PART FOR HANDLE		1		
07.13.06	GIESSE AYARLI PİM GIESSE ADJUSTABLE LOCKING PAWL		2	2	2
07.09.11	RESCARA SABİT KARŞILIK RESCARA FIXED STRIKER		2	2	2
07.09.12	RESCARA AYARLI KARŞILIK RESCARA ADJUSTABLE STRIKER				2
07.21.03	RESCARA KÖŞE DÖNME RESCARA CORNER DRIVE				2
11.02.34	RESCARA KANAT DESTEK TAKOZU RESCARA VENT SUPPORT PIECE		1		

ÇİFT/TEK AÇILIM PASİF KANAT AKSESUAR SEÇİM TABLOSU SECONDARY SASH LOCKING KIT TABLE					
			TEMELE SET MAIN SET	İLAVE ÜRÜNLER ADDITIONAL PRODUCTS	
KOD CODE	AÇIKLAMA DESCRIPTION	ÜRÜN RESMİ PRODUCT IMAGE	H<1200mm L<1000mm	1200mm < H < 2700 mm	1000mm < L < 1400 mm
18.07.01	GIESSE SÜRGÜ SETİ GIESSE BOLT FOR LEAF		1		
18.06.01	GIESSE KARŞILIK GIESSE STRIKER		2		
07.21.02	GIESSE KÖŞE DÖNME PARÇASI GIESSE CORNER DRIVE				2
07.09.07	GIESSE AYARLI PİM KARŞILIĞI GIESSE ADJUSTABLE SINGLE STRIKER				2
07.09.08	GIESSE ARKA KİLİTLEME GIESSE BURGLAR BOLT			1	

\*\*\*Giesse kol ve kilitleme aksesuarları 25 I 07 tij profili ile kullanılmalıdır.  
Giesse handle and locking accessories should be used with 25 I 07 rod profile.

## KAPI KOLLARI / DOOR HANDLES



07.14.06

GIESSE KAPI KOLU  
GIESSE DOOR HANDLE

Renk / Colour : Siyah-Beyaz-Gri  
Black-White-Grey



07.14.07

RESCARA GLOBAL KAPI KOLU  
RESCARA GLOBAL DOOR HANDLE

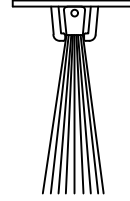
Renk / Colour : Siyah-Beyaz-Gri  
Black-White-Grey



07.14.08

RESCARA MULETA KAPI KOLU  
RESCARA GLOBAL DOOR HANDLE


Renk / Colour : Siyah-Beyaz-Gri  
Black-White-Grey



17.02.01

KAPI ALTI FIRÇASI  
BRUSH FOR DOORS

Malzeme / Material : Polipropilen /Polypropylene



17.02.01

Ölçek/Scale: 1/2


KAPI KOLLARI / DOOR HANDLES



07.17.19

AKBANK KAPI KOLU  
DOOR HANDLE

Renk / Colour : Siyah-Beyaz-Gri-Eloksal  
Black-White-Grey-Anodized



07.13.10

AKBANK KOL APARATI  
DOOR HANDLE

Renk / Colour : Siyah-Beyaz-Gri-Eloksal  
Black-White-Grey-Anodized

Ölçüler / Dimensions: H:200 cm

KOD CODE	Ø (mm)	KIVRIK KOL DOOR HANDLE	
		A (mm)	B (mm)
07.17.10	25	200	130
07.17.11	25	300	130
07.17.02	25	400	130
07.17.27	25	500	160

KOD CODE	Ø (mm)	V KOL DOOR HANDLE		
		A (mm)	B (mm)	C (mm)
07.17.06	25	200	130	80
07.17.29	25	250	130	80
07.17.30	25	300	130	80
07.17.31	30	400	160	100





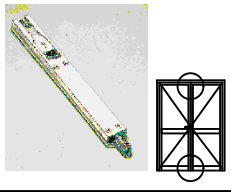
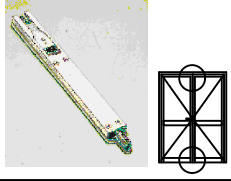
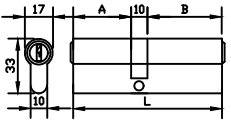
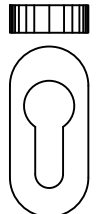
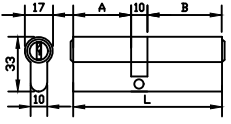
KOD CODE	Ø (mm)	U KOL DOOR HANDLE	
		A (mm)	B (mm)
07.17.08	25	200	80
07.17.35	25	300	80
07.17.36	30	400	100

KOD CODE	Ø (mm)	YARIM AY KOL DOOR HANDLE		
		A (mm)	B (mm)	C (mm)
07.17.32	25	200	130	80
07.17.20	25	300	130	80
07.17.33	30	350	160	100

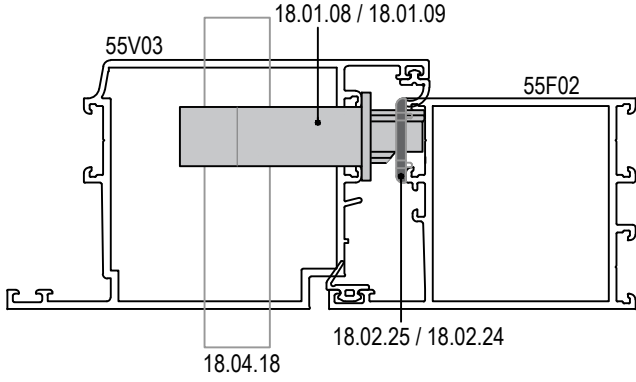
KOD CODE	Ø (mm)	YAY KOL DOOR HANDLE	
		A (mm)	B (mm)
07.17.37	80	400	350
07.17.22	80	500	450
07.17.38	80	600	550
07.17.39	80	700	650
07.17.40	80	800	750

KOD CODE	Ø (mm)	BASTON KOL DOOR HANDLE		
		A (mm)	B (mm)	C (mm)
07.17.23	25	900	180	80
07.17.34	25	1000	180	80

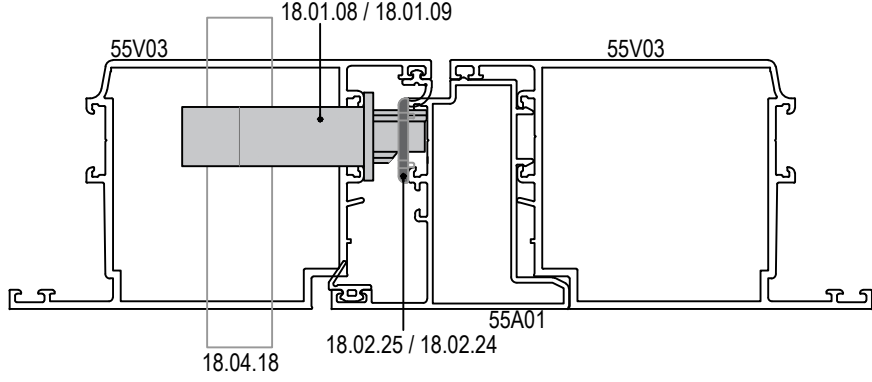
## KAPI KİLİTLERİ / DOOR LOCKS

 <p><b>18.01.09</b> MAKARALI KİLİT MORTISE LOCK (WITH ROLLER)</p>	 <p><b>18.01.08</b> DİLLİ KİLİT MORTISE LOCK</p>						
 <p><b>18.02.24</b> MAKARALI KİLİT KARŞILIĞI STRIKER FOR ROLLER LOCK</p>	 <p><b>18.02.25</b> DİLLİ KİLİT KARŞILIĞI STRIKER FOR MORTISE LOCK</p>						
 <p><b>18.03.01</b> KAPI SÜRGÜSÜ (UZUN) BOLT FOR DOORS (LONG)</p>	 <p><b>18.03.06</b> KAPI SÜRGÜSÜ (KISA) BOLT FOR DOORS (SHORT)</p>						
 <p><b>18.04.11</b> BAREL CYLINDER</p> <p>Malzeme / Material : Krom-Nikel / Chrome-Nickel</p> <table border="1"><thead><tr><th>A</th><th>B</th><th>L</th></tr></thead><tbody><tr><td>26</td><td>40</td><td>76</td></tr></tbody></table>	A	B	L	26	40	76	 <p><b>18.05.02</b> BAREL AYNASI CYLINDER COVER</p> <p>Renk / Colour : Siyah-Beyaz-Gri Black-White-Grey</p>
A	B	L					
26	40	76					
 <p><b>18.04.18</b> BAREL CYLINDER</p> <p>Malzeme / Material : Krom-Nikel / Chrome-Nickel</p> <table border="1"><thead><tr><th>A</th><th>B</th><th>L</th></tr></thead><tbody><tr><td>26</td><td>50</td><td>86</td></tr></tbody></table>	A	B	L	26	50	86	
A	B	L					
26	50	86					

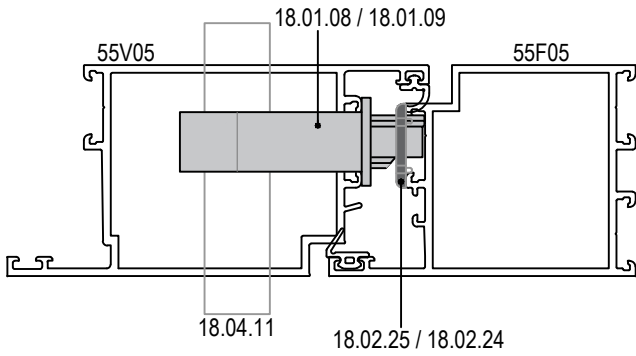
\*\*İÇE AÇILIM BİNİLİ DETAY İÇİN  
\*\*INWARD OPENING DOOR DETAIL



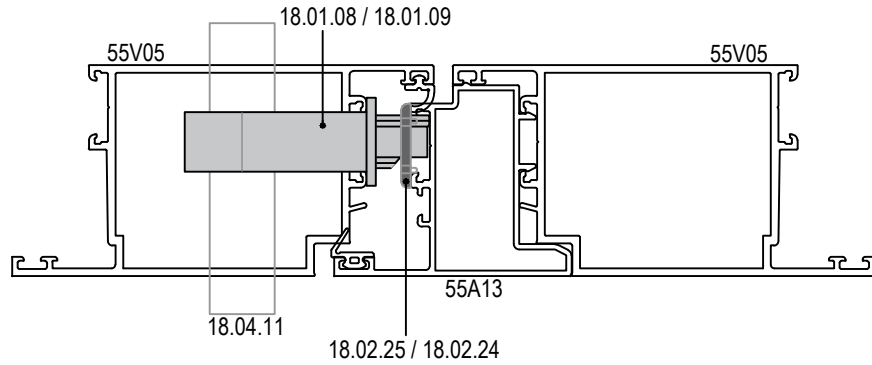
\*\*İÇE AÇILIM BİNİLİ ORTA BİRLEŞİM DETAYI İÇİN (55 A 01)  
\*\*INWARD OPENING DOOR DETAIL (55 A 01)



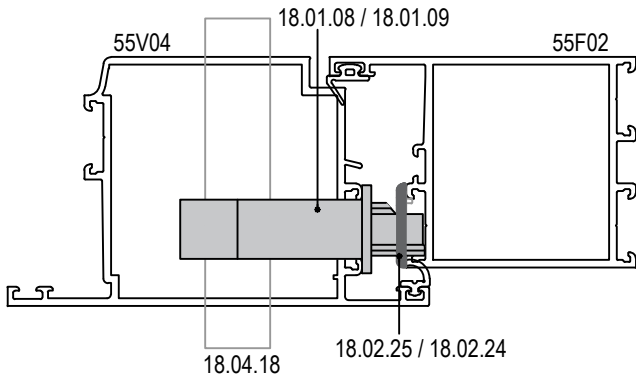
\*\*İÇE AÇILIM HEMYÜZ DETAY İÇİN  
\*\*INWARD OPENING FLUSH DOOR DETAIL



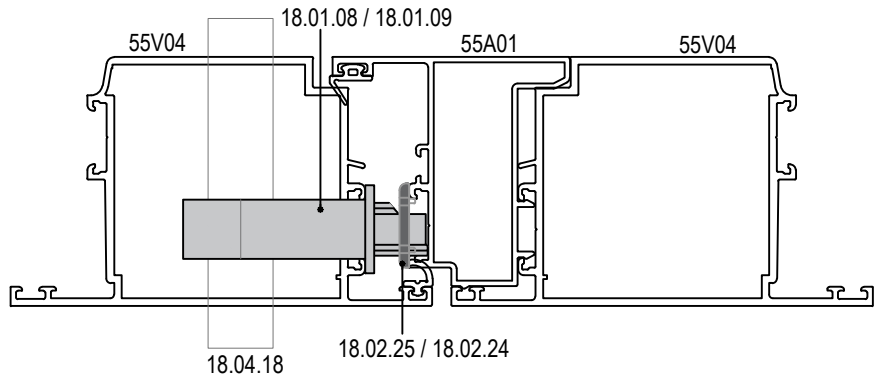
\*\*İÇE AÇILIM HEMYÜZ ORTA BİRLEŞİM DETAYI İÇİN (55 A 13)  
\*\*INWARD OPENING DOOR DETAIL (55 A 13)



\*\*DIŞA AÇILIM BİNİLİ DETAY İÇİN  
\*\*OUTWARD OPENING DOOR DETAIL



\*\*DIŞA AÇILIM BİNİLİ ORTA BİRLEŞİM DETAYI İÇİN (55 A 01)  
\*\*OUTWARD OPENING FLUSH DOOR ADAPTER DETAIL (55 A 01)



Öçek/Scale: 1/2