
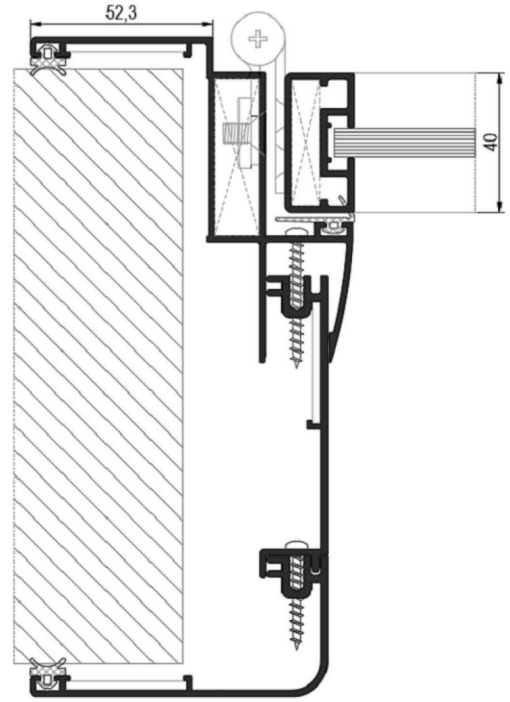


MİMARİ KATALOG
ARCHITECTURAL CATALOGUE

Alüminyum Cephe Sistemleri
Aluminium Facade Systems



RD55



TEKNİK ÖZELLİKLERİ / TECHNICAL PROPERTIES

PROFİL ET KALINLIĞI / PROFILE WALL THICKNESS	1,6/2 mm
DUVAR GENİŞLİĞİ / WALL WIDTH	min. 85 mm - max. 240 mm

KULLANIM SEÇENEKLERİ / APPLICATION ALTERNATIVES

OFİS SİSTEMİ / OFFICE SYSTEM
AYARLANABİLİR KASA MONTAJI / ADJUSTABLE FRAME MOUNTING
AHŞAP VE CAM KANAT ALTERNATİFİ / WOODEN AND GLASS SASH ALTERNATIVE


MİMARİ KATALOG
ARCHITECTURAL CATALOGUE

Alüminyum Konvansiyonel Sistemleri
Aluminium Conventional Systems

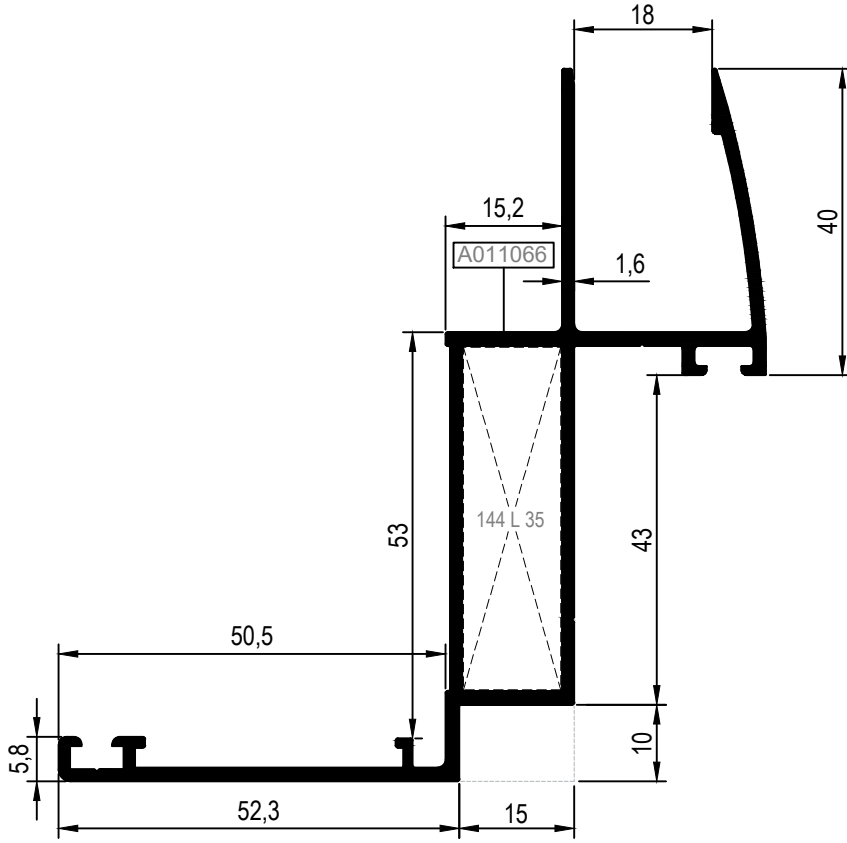
RD55

PROFİLLER

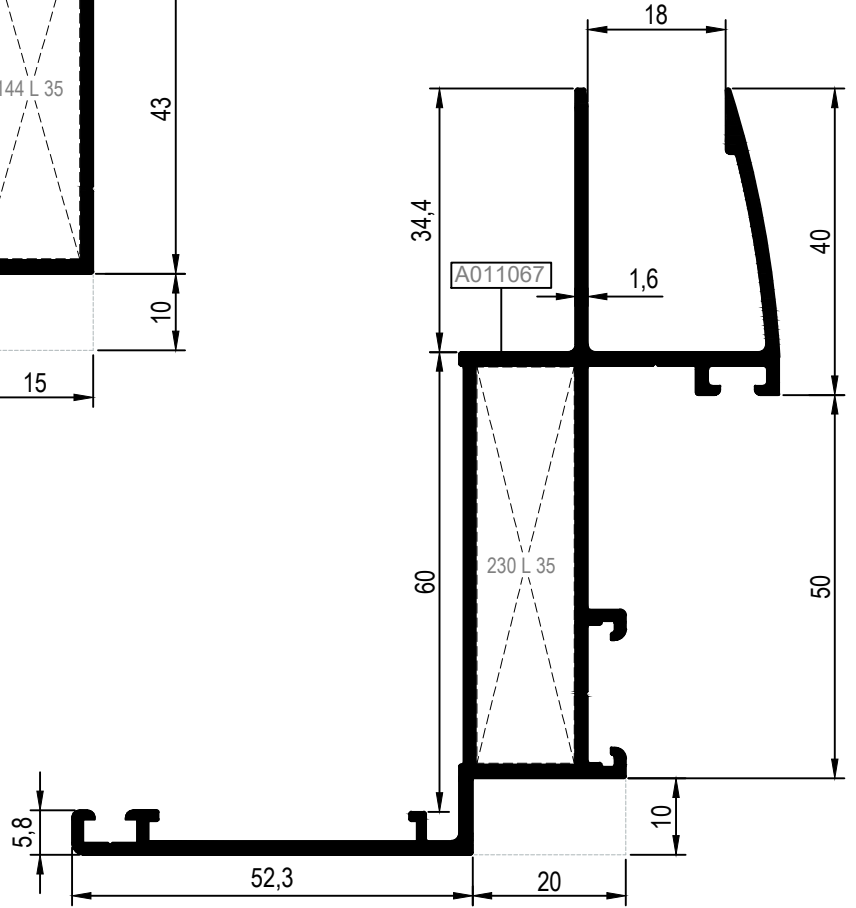
PROFILES



KOD / CODE	AĞIRLIK (kg/m) / WEIGHT	Jxx cm ⁴	Jyy cm ⁴	L m	
RD55F01	1,373	25,243	38,509	6	
RD55F02	1,500	25,765	48,453	6	

RD55F01

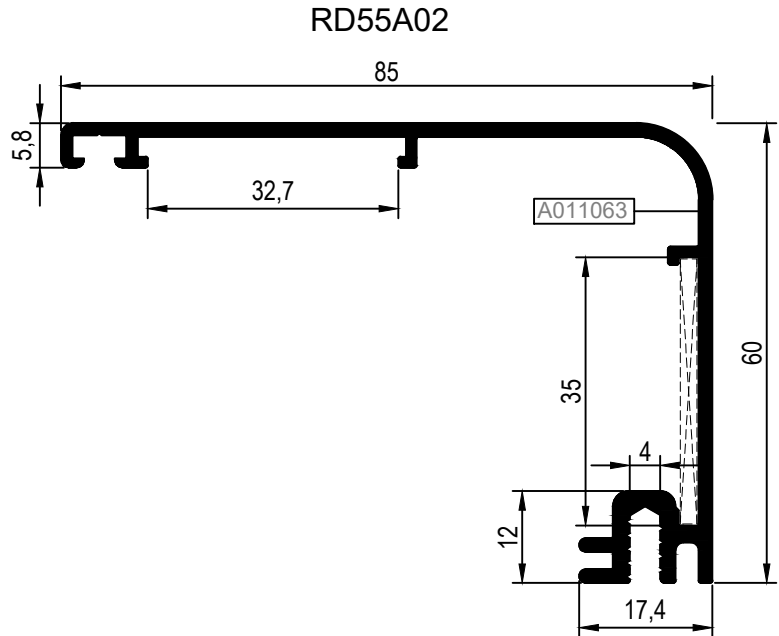
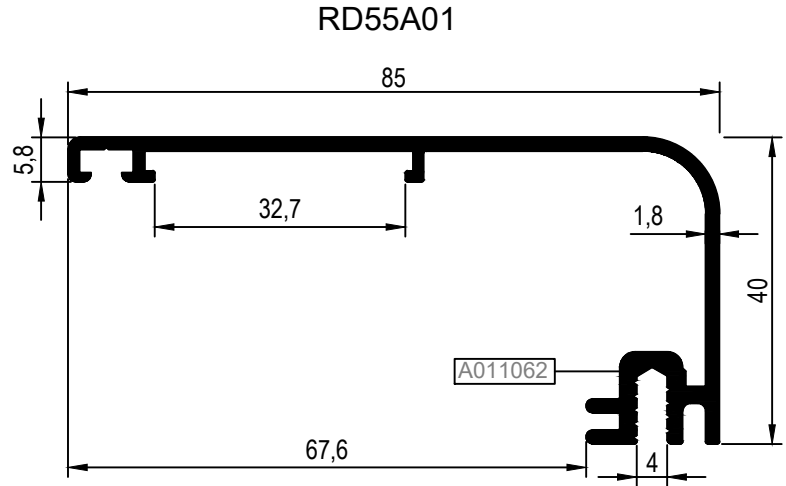
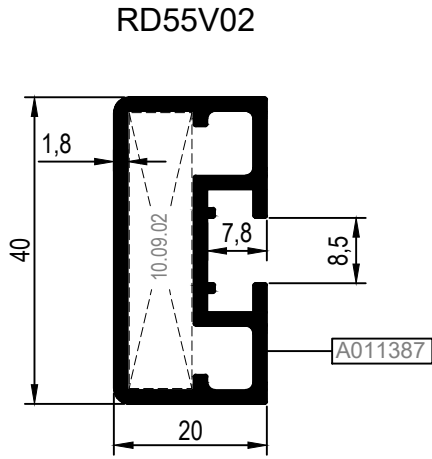


RD55F02



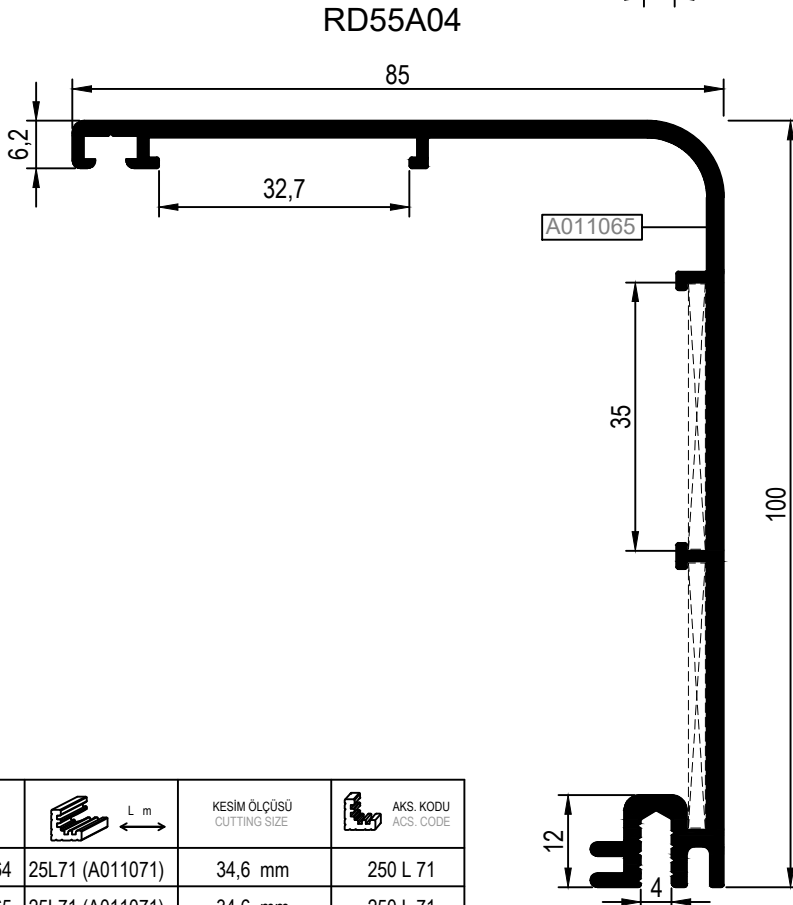
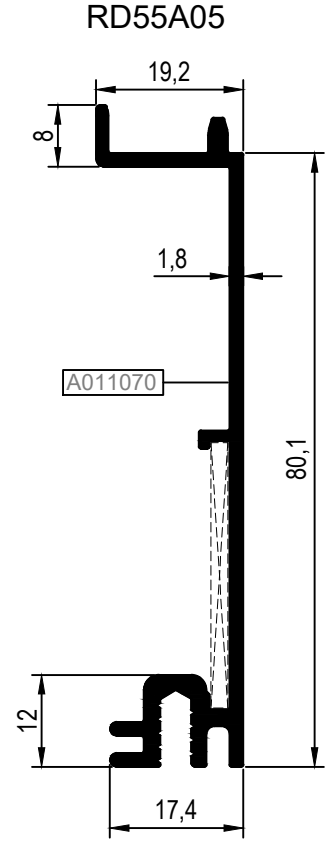
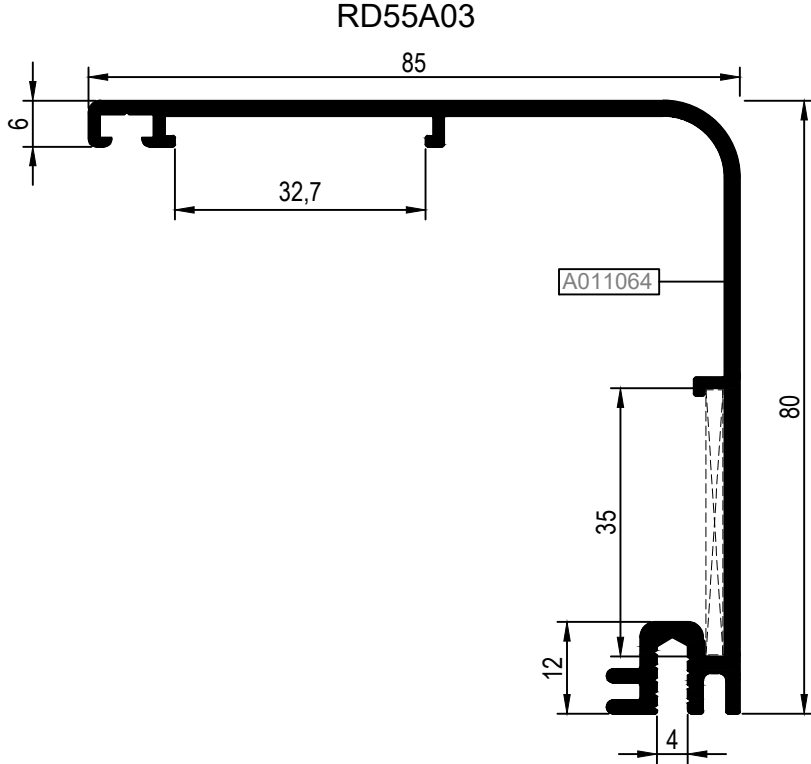
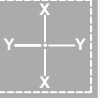
Nr	 L m	KESİM ÖLÇÜSÜ CUTTING SIZE	 AKS. KODU ACS. CODE	
RD55F01	A011066	25L35 (A010076)	44,4 mm	144 L 35
RD55F02	A011067	25L35 (A010076)	51,4 mm	230 L 35


KOD / CODE	AĞIRLIK (kg/m) / WEIGHT	Jxx cm4	Jyy cm4	L m	
RD55V02	0,688	1,267	4,539	6	
RD55A01	0,860	----	----	6	
RD55A02	0,977	----	----	6	



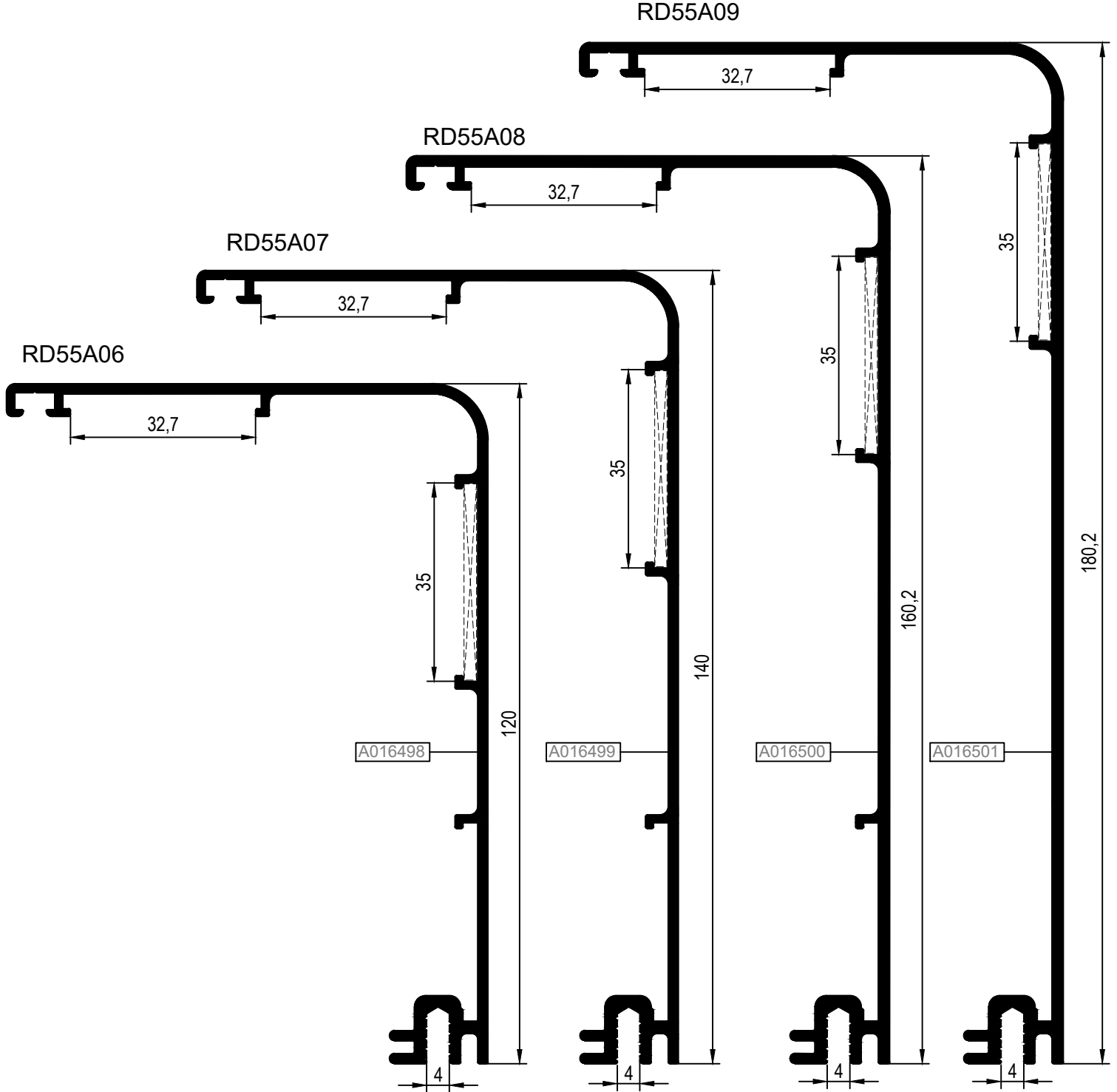
Nr	 L m	KESİM ÖLÇÜSÜ CUTTING SIZE	 AKS. KODU ACS. CODE	
RD55A02	A011063	25L71 (A011071)	34,6 mm	250 L 71


KOD / CODE	AĞIRLIK (kg/m) / WEIGHT	Jxx cm ⁴	Jyy cm ⁴	L m
RD55A03	1,154	----	----	6
RD55A04	1,376	----	----	6
RD55A05	0,771	----	----	6





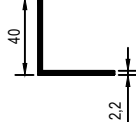
Nr	 L m	KESİM ÖLÇÜSÜ CUTTING SIZE	AKS. KODU ACS. CODE	
RD55A03	A011064	25L71 (A011071)	34,6 mm	250 L 71
RD55A04	A011065	25L71 (A011071)	34,6 mm	250 L 71
RD55A05	A011070	25L71 (A011071)	34,6 mm	250 L 71

KOD / CODE	AĞIRLIK (kg/m) / WEIGHT	Jxx cm4	Jyy cm4	L m	
RD55A06	1,312	----	----	6	
RD55A07	1,410	----	----	6	
RD55A08	1,641	----	----	6	
RD55A09	1,749	----	----	6	

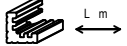



Nr	 L m	KESİM ÖLÇÜSÜ CUTTING SIZE	AKS. KODU ACS. CODE	
RD55A06	A016498	25L71 (A011071)	34,6 mm	250 L 71
RD55A07	A016499	25L71 (A011071)	34,6 mm	250 L 71
RD55A08	A016500	25L71 (A011071)	34,6 mm	250 L 71
RD55A09	A016501	25L71 (A011071)	34,6 mm	250 L 71

TAKOZLAR (CLEATS)

PROFİL KODU (PROFILE CODE)	25L18	25L35	25L71	
FABRİKA KODU(FACTORY CODE)	A002164	A010076	A011071	
AĞIRLIK (WEIGHT)	2,323 kg/m	4,192 kg/m	0,464 kg/m	
ÇİZİM (DRAWING)				

KÖŞE TAKOZLARI (CORNER CLEATS)

Nr		 L m	KESİM ÖLÇÜSÜ CUTTING SIZE	 AKS. KODU ACS. CODE
RD55F01	A011066	25L35 (A010076)	44,4 mm	144 L 35
RD55F02	A011067	25L35 (A010076)	51,4 mm	230 L 35
RD55V02	A011387	25L18 (A002164)	35,9 mm	111 L 18
RD55A02	A011063	25L71 (A011071)	34,6 mm	250 L 71
RD55A03	A011064	25L71 (A011071)	34,6 mm	250 L 71
RD55A04	A011065	25L71 (A011071)	34,6 mm	250 L 71
RD55A05	A011070	25L71 (A011071)	34,6 mm	250 L 71

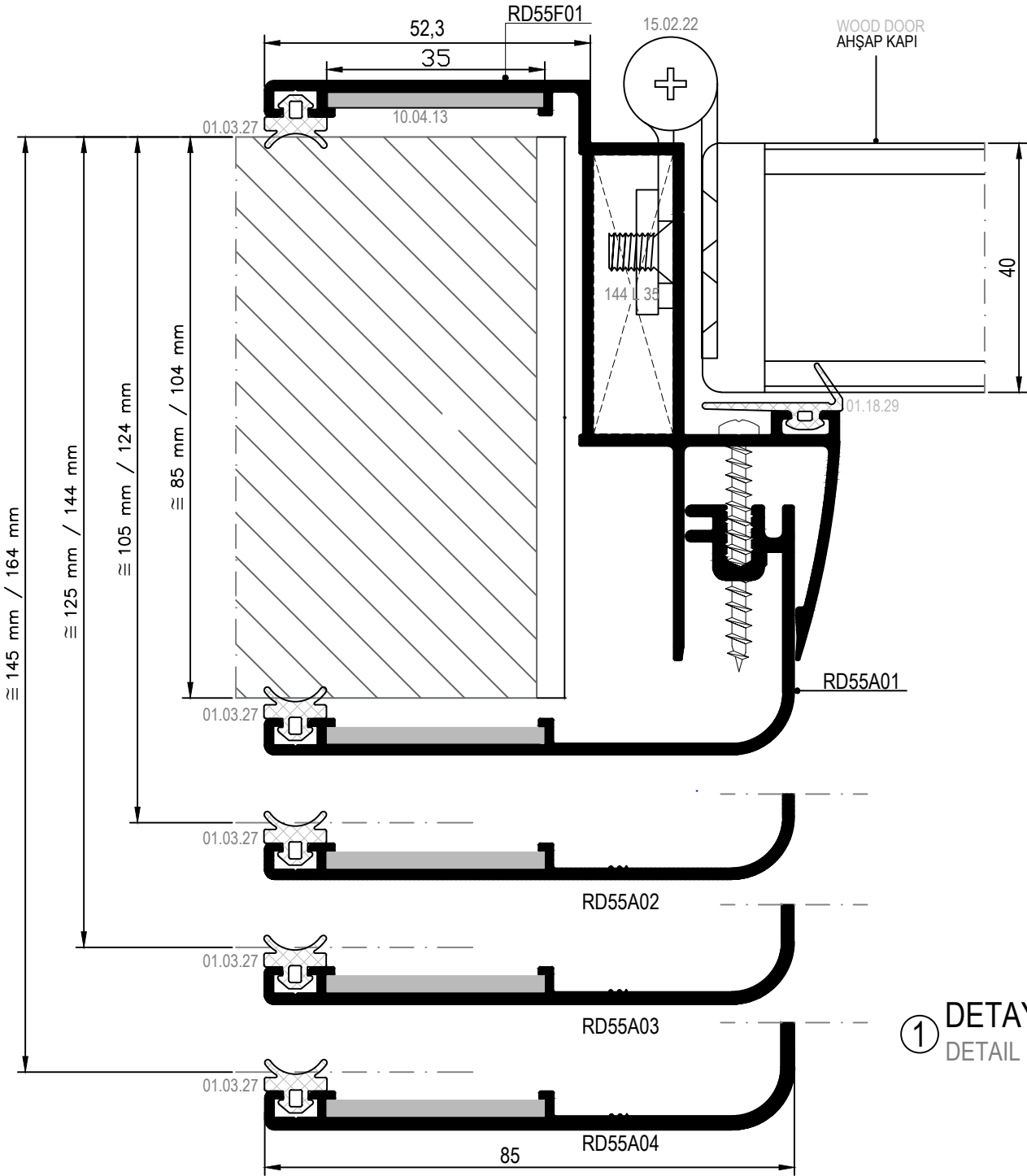
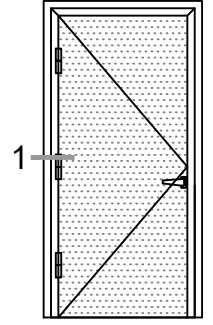
MİMARİ KATALOG
ARCHITECTURAL CATALOGUE

Alüminyum Konvansiyonel Sistemleri
Aluminium Conventional Systems

RD55

DETAYLAR

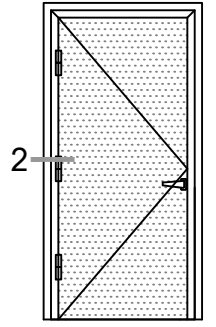
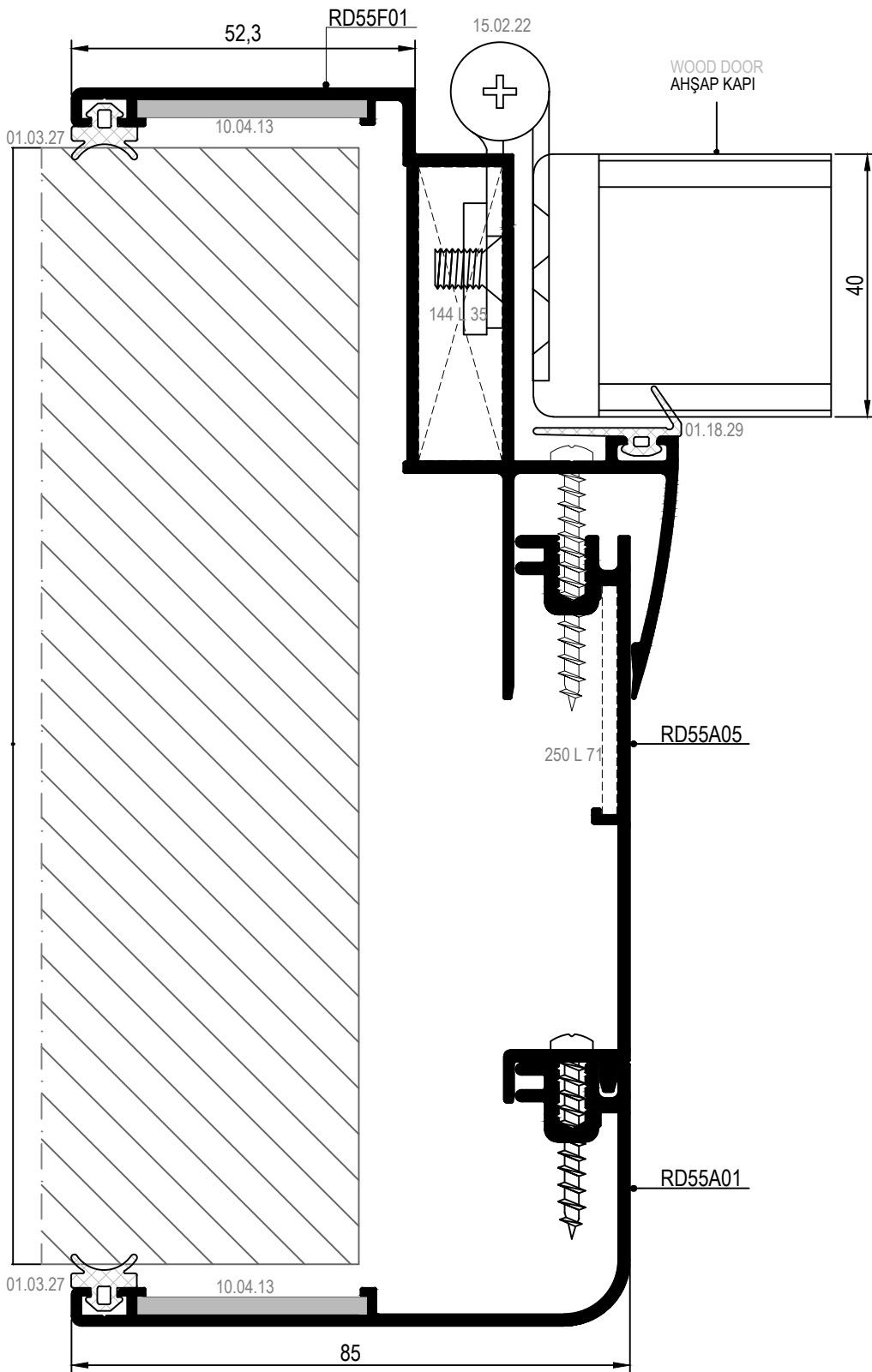
DETAILS



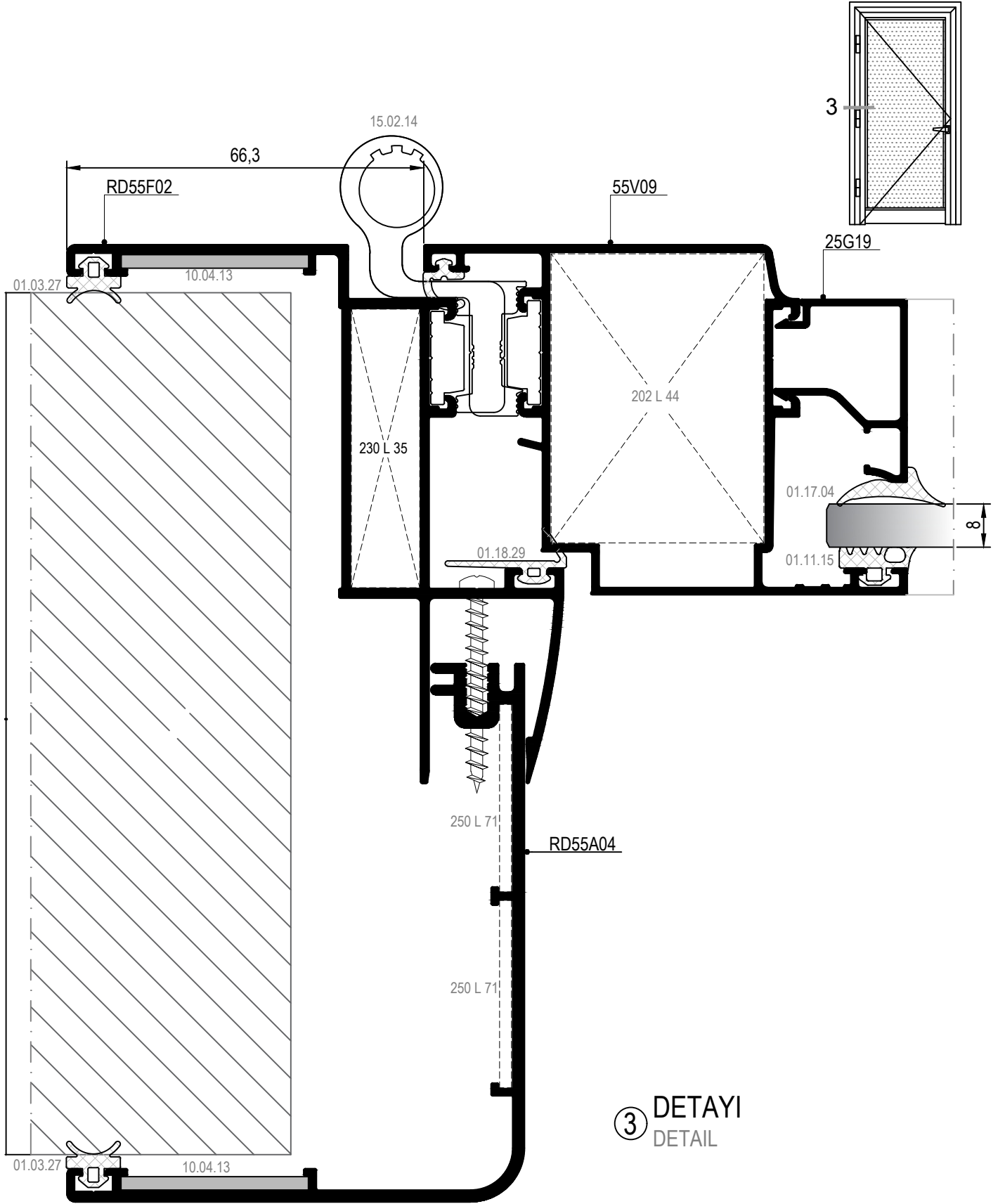
① DETAYI
DETAIL

DUVAR KALINLIĞI WALL THICKNESS	KASA PROFİLİ FRAME PROFILE	PERVAZ PROFİLİ SILL PROFILE	ADAPTÖR PROFİLİ ADAPTER PROFILE
85 mm~104 mm	RD55F01	+ RD55A01	+ ----
105 mm~124 mm	RD55F01	+ RD55A02	+ ----
125 mm~144 mm	RD55F01	+ RD55A03	+ ----
145 mm~164 mm	RD55F01	+ RD55A04	+ ----

DUVAR KALINLIĞI WALL THICKNESS	KASA PROFİLİ FRAME PROFILE	PERVAZ PROFİLİ SILL PROFILE	ADAPTÖR PROFİLİ ADAPTER PROFILE
165 mm~184 mm	RD55F01	+ RD55A01	+ RD55A05
185 mm~204 mm	RD55F01	+ RD55A02	+ RD55A05
205 mm~224 mm	RD55F01	+ RD55A03	+ RD55A05
225 mm~244 mm	RD55F01	+ RD55A04	+ RD55A05



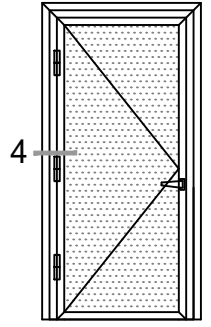
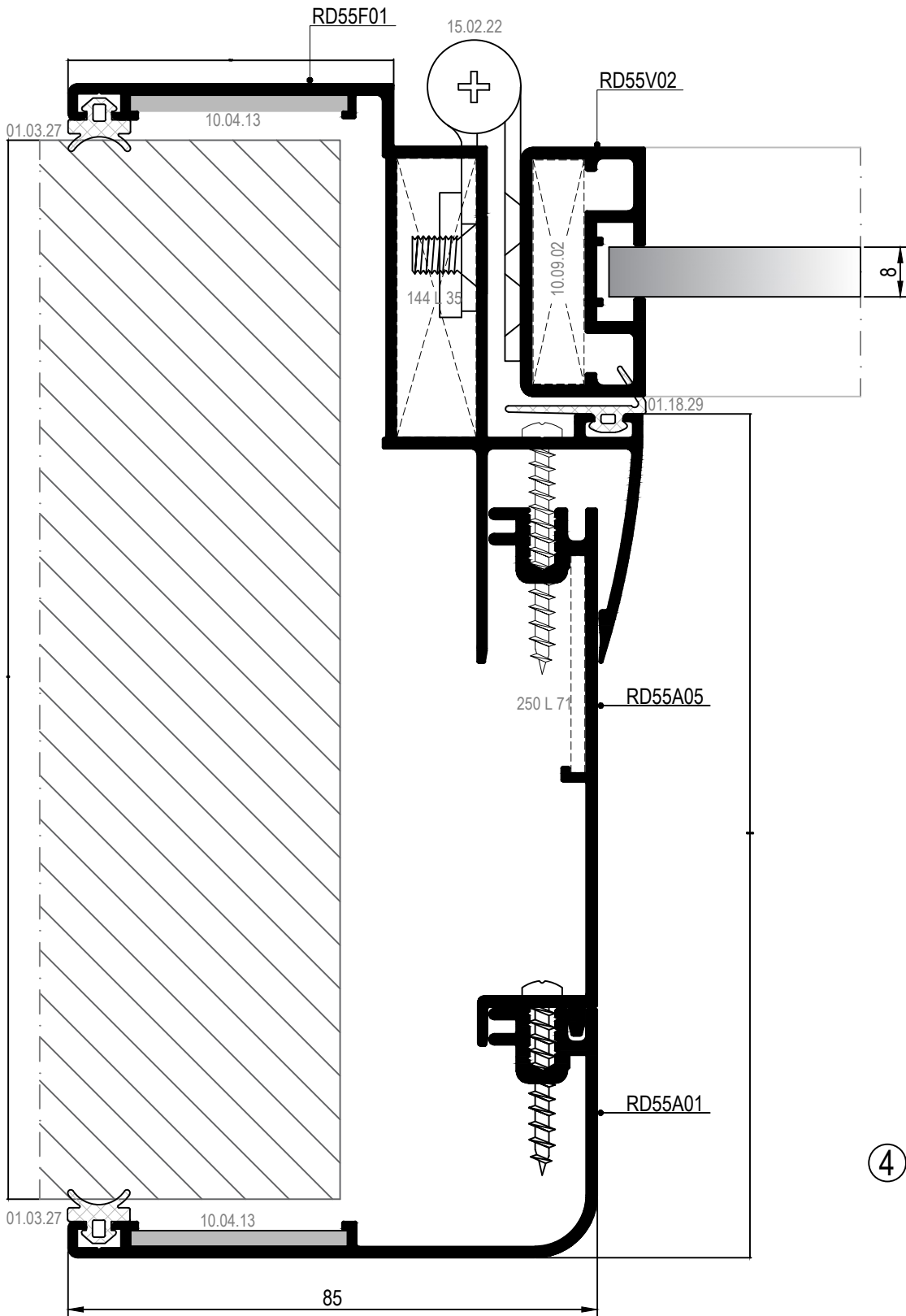
② DETAYI
DETAIL



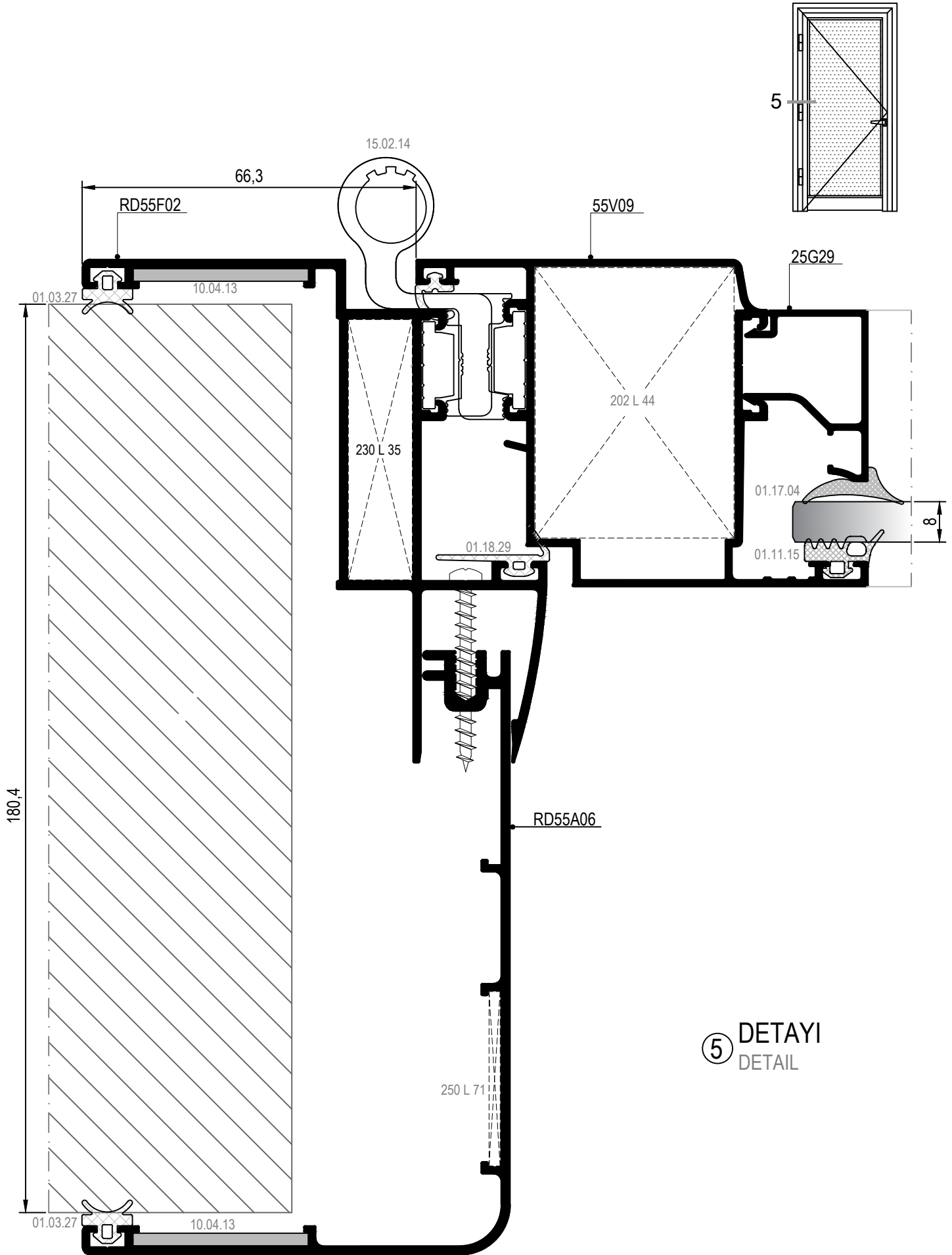
③ DETAYI
DETAIL

DUVAR KALINLIĐI WALL THICKNESS	KASA PROFİLİ FRAME PROFILE	PERVAZ PROFİLİ SILL PROFILE	ADAPTÖR PROFİLİ ADAPTER PROFILE
90 mm~109 mm	RD55F02	+ RD55A01	+ ----
110 mm~129 mm	RD55F02	+ RD55A02	+ ----
130 mm~149 mm	RD55F02	+ RD55A03	+ ----
150 mm~169 mm	RD55F02	+ RD55A04	+ ----

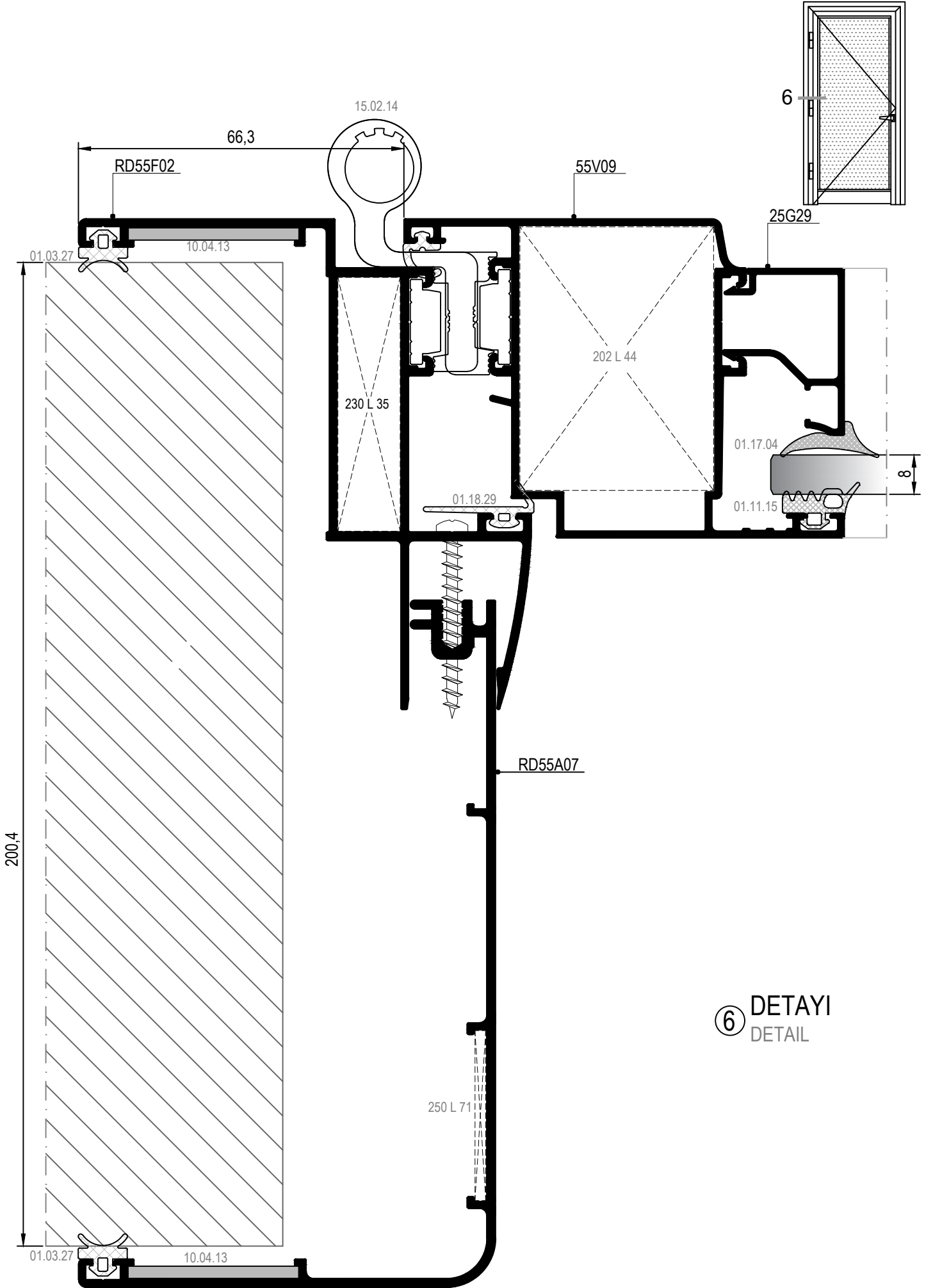
DUVAR KALINLIĐI WALL THICKNESS	KASA PROFİLİ FRAME PROFILE	PERVAZ PROFİLİ SILL PROFILE	ADAPTÖR PROFİLİ ADAPTER PROFILE
170 mm~185 mm	RD55F02	+ RD55A01	+ RD55A05
189 mm~209 mm	RD55F02	+ RD55A02	+ RD55A05
210 mm~229 mm	RD55F02	+ RD55A03	+ RD55A05
230 mm~249 mm	RD55F02	+ RD55A04	+ RD55A05



④ DETAYI
DETAIL



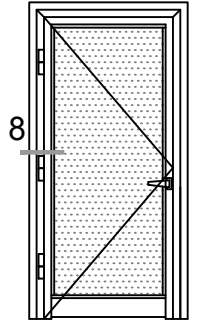
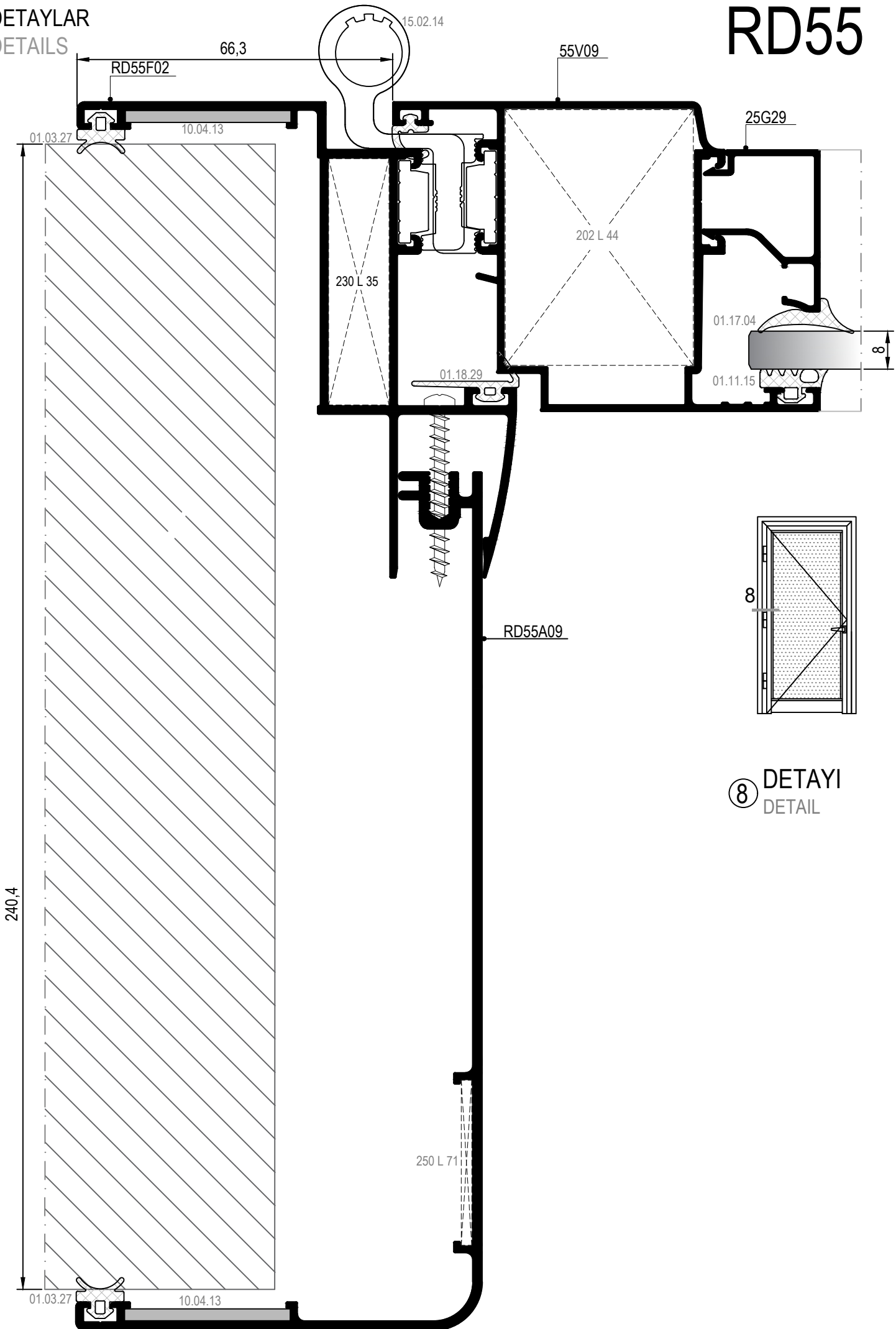
⑤ DETAYI
DETAIL



⑥ DETAYI
DETAIL

DEYAYLAR
DETAILS

RD55



⑧ DETAYI
DETAIL


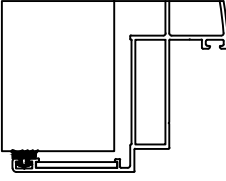

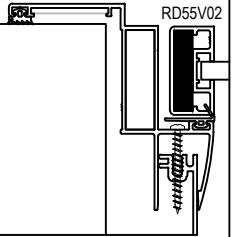

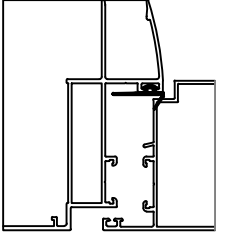

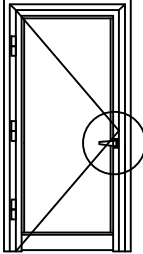
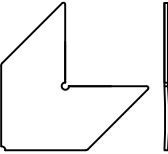
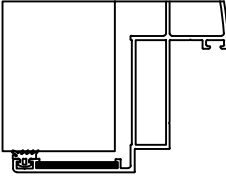

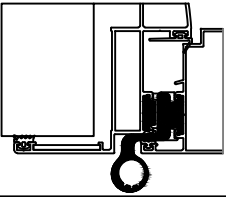

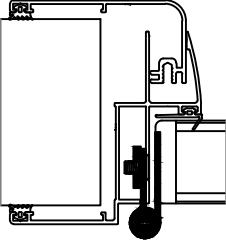

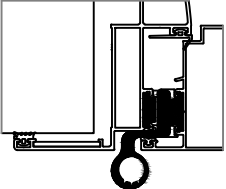
MİMARİ KATALOG
ARCHITECTURAL CATALOGUE

Alüminyum Konvansiyonel Sistemleri
Aluminium Conventional Systems

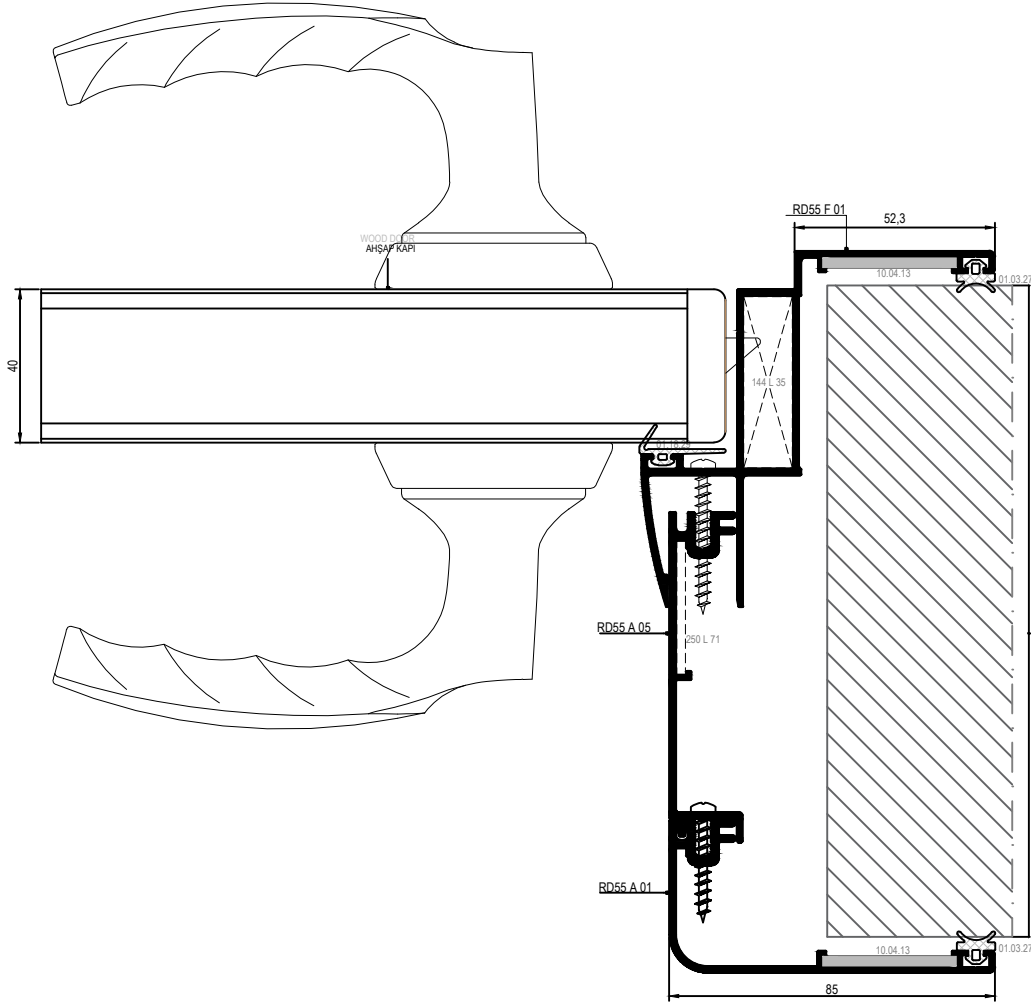
RD55








AKSESUARLAR

ACCESSORIES

	<p>01.03.27</p> <p>BİNİ FİTİLİ ACOUSTICAL GASKET</p> <p>Malzeme / Material : EPDM Ağırlık / Weight : 62 gr/m Paket / Package: 242m / 15 kg</p>			<p>10.09.02</p> <p>KÖŞE BAĞLANTI CORNER CONNECTION PIECE</p>	
	<p>01.18.29</p> <p>BİNİ FİTİLİ ACOUSTICAL GASKET</p> <p>Malzeme / Material : EPDM Ağırlık / Weight : 64 gr/m Paket / Package: 234 m / 15 kg</p>				
	<p>07.14.04</p> <p>KAPI KOLU DOOR HANDLE</p> <p>Malzeme / Material :- Renk: Siyah-Beyaz-Gri Color: Black-White-Grey</p>				
	<p>10.04.13</p> <p>KÖŞE ÇAVUŞU CORNER PIECE</p> <p>Malzeme: Paslanmaz Çelik Material :Stainless Steel</p>				
	<p>15.02.09</p> <p>YERLİ KAPI MENTEŞESİ LOCAL HINGE FOR DOORS</p> <p>Renk: Siyah-Beyaz-Gri-Eloksal Color: Black-White-Grey-Anodised</p> <p>85kg için 3adet kullanılmalıdır./Should be used 3 for 85kg. Max.kanat ölçüsü 900x2200./Max.vent dimension 900x2200</p>	<p>55V09</p> 			
	<p>15.02.22</p> <p>KAPI MENTEŞESİ HINGE FOR DOOR</p>				
	<p>15.02.14</p> <p>GIESSE KAPI MENTEŞESİ GIESSE HINGE FOR DOORS</p> <p>Renk: Siyah-Beyaz-Gri-Eloksal Color: Black-White-Grey-Anodised</p> <p>100kg için 2adet, 120kg için 3adet kullanılmalıdır./Should be used 2for 100kg, 3for 120kg. EN 1935</p>	<p>55V09</p> 			

ALÜMİNYUM KASA AHAŞAP KAPI DETAYI İÇİN / WOOD DOOR WITH ALUMINIUM FRAME DETAIL



KOD CODE	AÇIKLAMA DESCRIPTION	ALTERNATİF 1 ALTERNATIVE 1	ALTERNATİF 2 ALTERNATIVE 2
 07.14.21	HOPPE ATLANTA KAPI KOLU HOPPE ATLANTA DOOR HANDLE	1	1
 07.25.08	HOPPE HCS DİL SETİ HOPPE MORTISE LOCKING SET	1	1
 18.02.30	HOPPE KASA KARŞILIĞI HOPPE STRIKER FOR FRAME	1	1
 18.04.28	HOPPE ÇİFTLİ KİLİT SİLİNDİRİ HOPPE DOUBLE LOCK CYLINDER	1	—
 18.04.29	HOPPE TEKLİ KİLİT SİLİNDİRİ HOPPE SINGLE LOCK CYLINDER	—	1
 18.04.30	HOPPE MANDAL HOPPE LATCH	—	1
 15.02.22	KAPI MENTEŞESİ HINGE FOR DOOR	3	3

