


**MİMARİ KATALOG**  
**ARCHITECTURAL CATALOGUE**

**Alüminyum Cephe Sistemleri**  
Aluminium Facade Systems



**R50**

## GENEL BİLGİLER GENERAL INFORMATION

**ASAŞ ALÜMİNYUM BU KATALOGDA YER ALAN SİSTEMLERDE GEREKLİ GÖRDÜĞÜ DEĞİŞİKLİĞİ YAPMA HAKKINA SAHIPTIR.**  
ASAŞ ALUMINIUM RESERVES THE RIGHT TO MAKE ANY CHANGES IT DEEMS NECESSARY TO THE SYSTEMS FEATURED IN THIS CATALOGUE.

**BU KATALOGDA YER ALAN ÜRÜNLER TÜRK PATENT ENSTİTÜSÜ TARAFINDAN TESCİL EDİLMİŞTİR. İZINSİZ KULLANILAMAZ VE ÇOĞALTILAMAZ.**

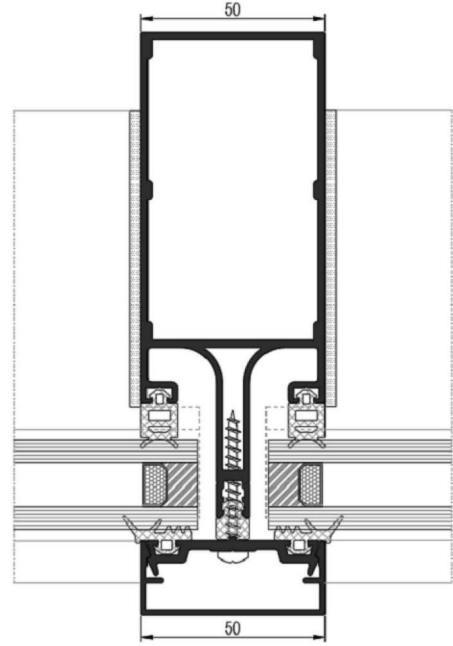

THE PRODUCTS IN THIS CATALOGUE ARE REGISTERED BY THE TURKISH PATENT INSTITUTE. THEY MAY NOT BE USED OR REPRODUCED WITHOUT PERMISSION.

**KATALOGDA YER ALAN PROFİL AĞIRLIKLARI TEORİK OLARAK HESAPLANMIŞTIR. PROFİL AĞIRLIKLARINDA ESAS ASAŞ KANTAR ÖLÇÜMLERİDİR. TEORİK AĞIRLIKLAR İLE ARASINDA +/- %10 FARK OLABİLİR.**

THE PROFILE WEIGHTS LISTED IN THE CATALOGUE ARE CALCULATED THEORETICALLY. THE ACTUAL WEIGHTS ARE BASED ON ASAŞ SCALE MEASUREMENTS. THERE MAY BE A DIFFERENCE OF +/- 10% BETWEEN THE THEORETICAL WEIGHTS AND THE ACTUAL WEIGHTS.

**MİMARİ SİSTEMİN NOKTA DETAYLARINDAKİ VİDA TİPLERİ VE ÖLÇÜLERİ YALNIZCA PRENSİP OLARAK VERİLMİŞTİR. BU BİLGİLER BAĞLAYICI TEKNİK HESAP NİTELİĞİNDE DEĞİLDİR. PROJENİN MODÜLASYONUNA, PROJEDE ÖN GÖRÜLEN RÜZGAR YÜKLERİNE, ISIL DEĞERLERE, KASET EBATLARINA VE DİĞER PROJE DİNAMİKLERİNE GÖRE İMALAT VE MONTAJDA KULLANILACAK VİDA EBATLARI DEĞİŞİKLİK GÖSTEREBİLİR. BU NEDENLE KULLANILACAK VİDA TİPLERİNİN, ADETLERİNİN VE MONTAJ ARALIKLARININ STATİK HESAP SONUCU BELİRLENMESİ ZORUNLUDUR. STATİK HESAP YAPILMADAN TARAFIMIZCA VERİLEN ÖNERİLER BAĞLAYICI DEĞİLDİR. İLGİLİ VİDALARIN DOĞRU BOYUTLANDIRILMASI, DOĞRU KULLANIMI VE SAHADA UYGULANMASI İLE İLGİLİ TÜM SORUMLULUK UYGULAMA FİRMASI'NA AİTTİR.**

THE TYPES AND DIMENSIONS OF SCREWS IN THE POINT DETAILS OF THE ARCHITECTURAL SYSTEM ARE PROVIDED FOR ILLUSTRATIVE PURPOSES ONLY. THIS INFORMATION DOES NOT CONSTITUTE BINDING TECHNICAL CALCULATIONS. THE SCREW DIMENSIONS TO BE USED IN MANUFACTURING AND INSTALLATION MAY VARY DEPENDING ON THE MODULATION OF THE PROJECT, THE WIND LOADS ANTICIPATED IN THE PROJECT, THERMAL VALUES, CASSETTE DIMENSIONS, AND OTHER PROJECT DYNAMICS. FOR THIS REASON, IT IS MANDATORY TO DETERMINE THE TYPES, NUMBERS, AND INSTALLATION INTERVALS OF THE SCREWS TO BE USED BASED ON STATIC CALCULATIONS. RECOMMENDATIONS PROVIDED BY US WITHOUT STATIC CALCULATIONS ARE NOT BINDING. ALL RESPONSIBILITY FOR THE CORRECT DIMENSIONING, USE AND APPLICATION OF THE RELEVANT SCREWS ON SITE LIES WITH THE APPLICATION COMPANY.



**TEKNİK ÖZELLİKLERİ / TECHNICAL PROPERTIES**



<b>PROFİL GENİŞLİĞİ / PROFILE WIDTH</b>	50 mm
<b>DİKME DERİNLİKLERİ / MULLION DEPTHS</b>	min. 80mm - max. 290mm
<b>KAYIT DERİNLİKLERİ / TRANSOM DEPTHS</b>	min. 30mm - max. 166mm
<b>PROFİL ET KALINLIĞI / PROFILE WALL THICKNESS</b>	1,5/1,6/1,8/2/2,2/2,4/2,5/2,8/3mm
<b>MAX. CAM KALINLIĞI / MAX. GLASS THICKNESS</b>	44mm
<b>ISI BARIYERLERİ / THERMAL INSULATION BAR</b>	12/14,8/20mm

**KULLANIM SEÇENEKLERİ / APPLICATION ALTERNATIVES**

<b>KAPAKLI CEPHE / FACADE WITH CAP</b>	•
<b>KASETLİ SİLİKON CEPHE / STRUCTURAL GLAZING</b>	•
<b>YARI KAPAKLI CEPHE / TWO SIDE</b>	•
<b>DIŞA AÇILIM GİZLİ KANAT / OUTWARD OPENING HIDDEN VENT</b>	•

**PERFORMANS DEĞERLERİ / PERFORMANCE VALUES**

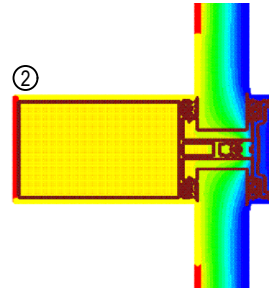
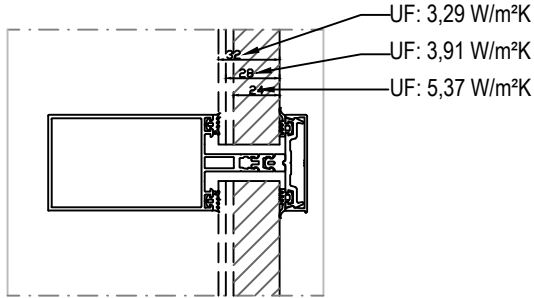
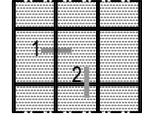
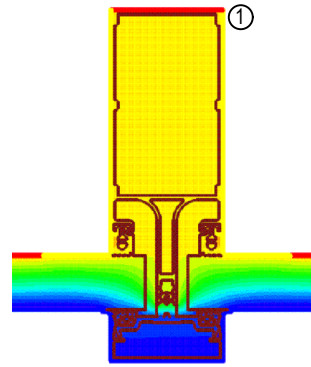
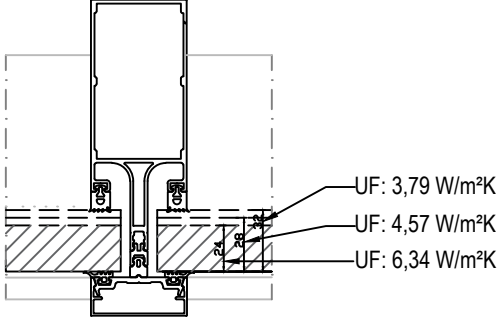
**KAPAKLI CEPHE / FACADE WITH CAP**

<b>HAVA GEÇİRGENLİĞİ - EN 12152 (AIR PERMEABILITY)</b>	<b>1</b> (150 Pa)	<b>2</b> (300 Pa)	<b>3</b> (450 Pa)	<b>4</b> (600 Pa)	
<b>SU SIZDIRMAZLIĞI - EN 12154 (WATERTIGHTNESS)</b>	<b>R4</b> (150 Pa)	<b>R5</b> (300 Pa)	<b>R6</b> (450 Pa)	<b>R7</b> (600 Pa)	<b>RE...</b> (600+ Pa)
<b>RÜZGAR YÜKÜNE DAYANIM - EN 13830 (RESISTANCE TO WIND LOAD)</b>	<b>± 1200 Pa</b>				
<b>KAPAKLI SİSTEM UF DEĞERİ - EN 10077-2 (THERMAL INSULATION VALUE)</b>					3,29 - 6,34 W/M²K
<b>KASETLİ SİSTEM UF DEĞERİ - EN 10077-2 (THERMAL INSULATION VALUE)</b>					3,38 - 3,63 W/M²K

## ISI YALITIM DEĞERLERİ (UF) / THERMAL INSULATION VALUE (UF):

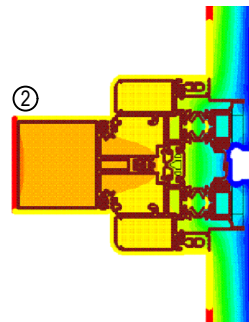
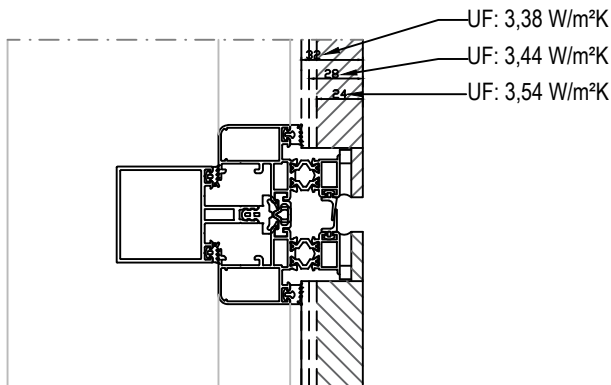
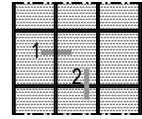
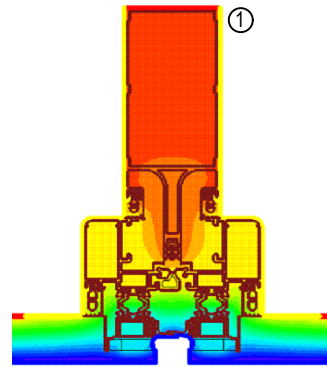
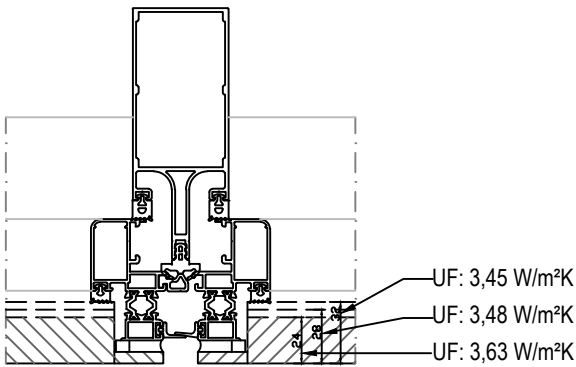
KAPAKLI CEPHE ( CURTAIN WALL WITH CAPE )

Cam Kalınlıkları (glass thickness) : min. 18mm - max. 40mm



SİLİKON CEPHE ( CURTAIN WALL WITH STRUCTURAL CELLS )

Cam Kalınlıkları (glass thickness) : min. 18mm - max. 40mm




**MİMARİ KATALOG**  
ARCHITECTURAL CATALOGUE

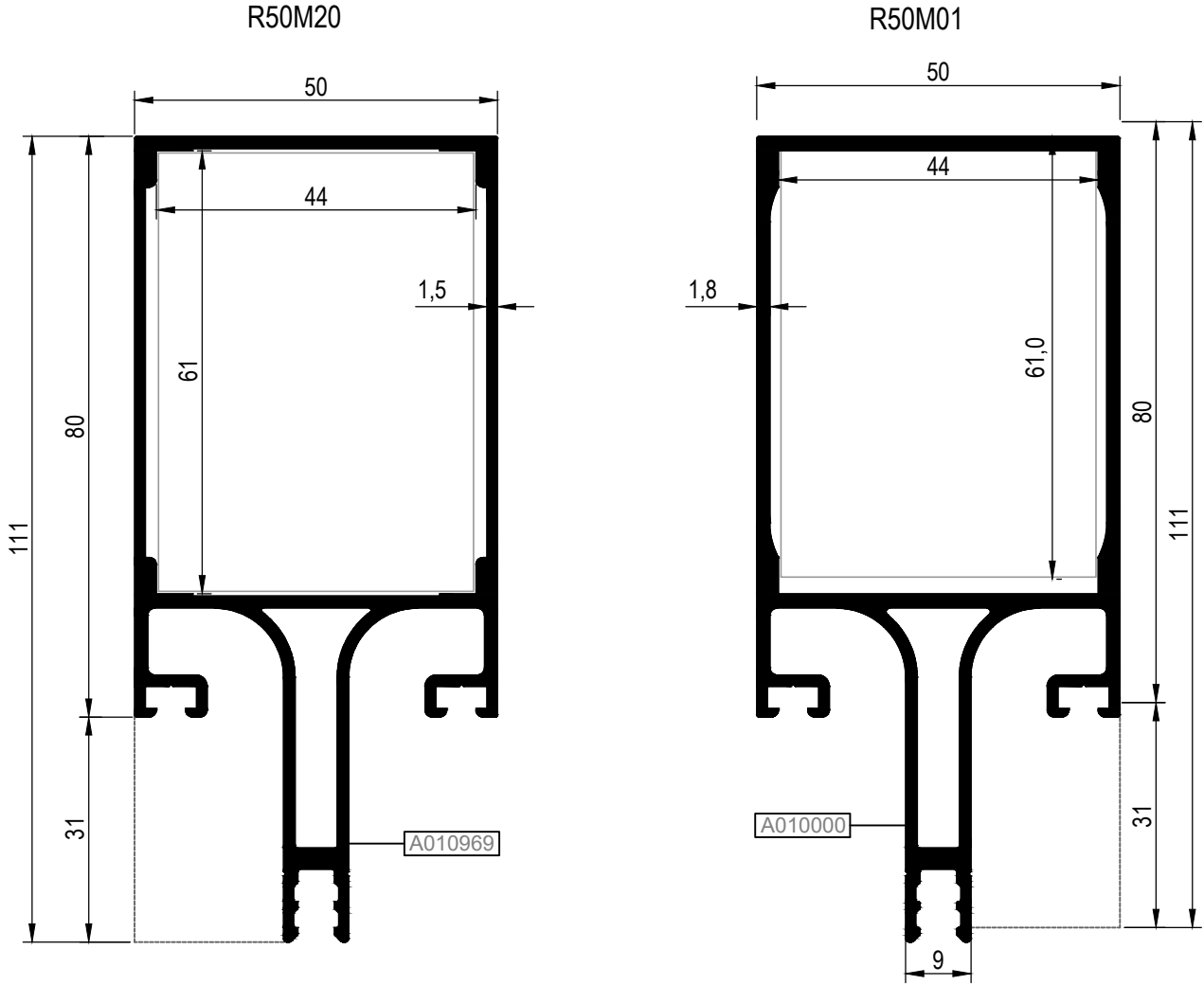
**Alüminyum Cephe Sistemleri**  
Aluminium Facade Systems

**R50**


**PROFİLLER**

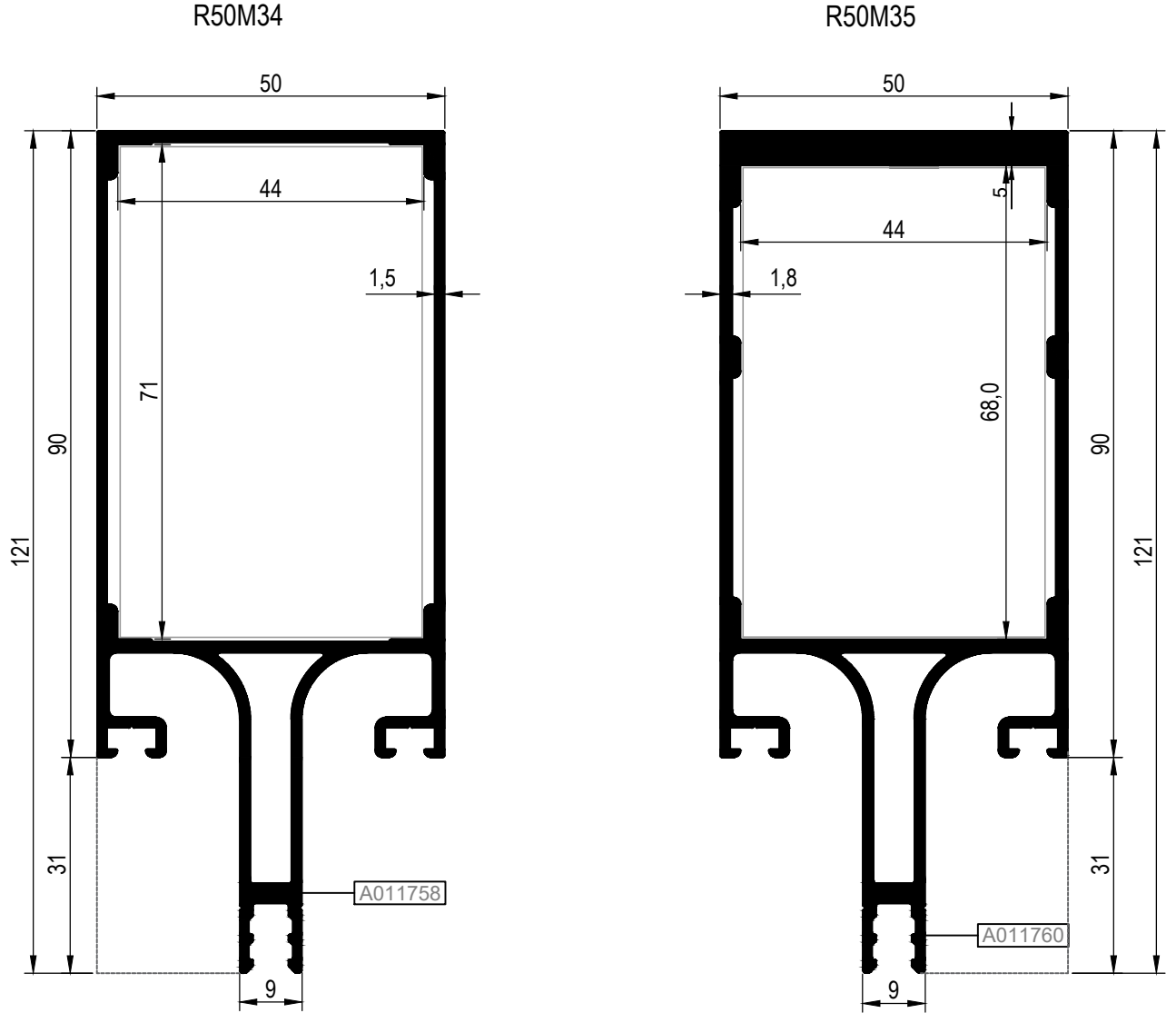
**PROFILES**

KOD / CODE	AĞIRLIK (kg/m) / WEIGHT	Jxx cm <sup>4</sup>	Jyy cm <sup>4</sup>	Wx cm <sup>3</sup>	Wy cm <sup>3</sup>	L m	
R50M01	1,958	77,069	23,416	12,871	9,194	6	
R50M20	1,797	71,652	21,117	12,403	8,477	6	




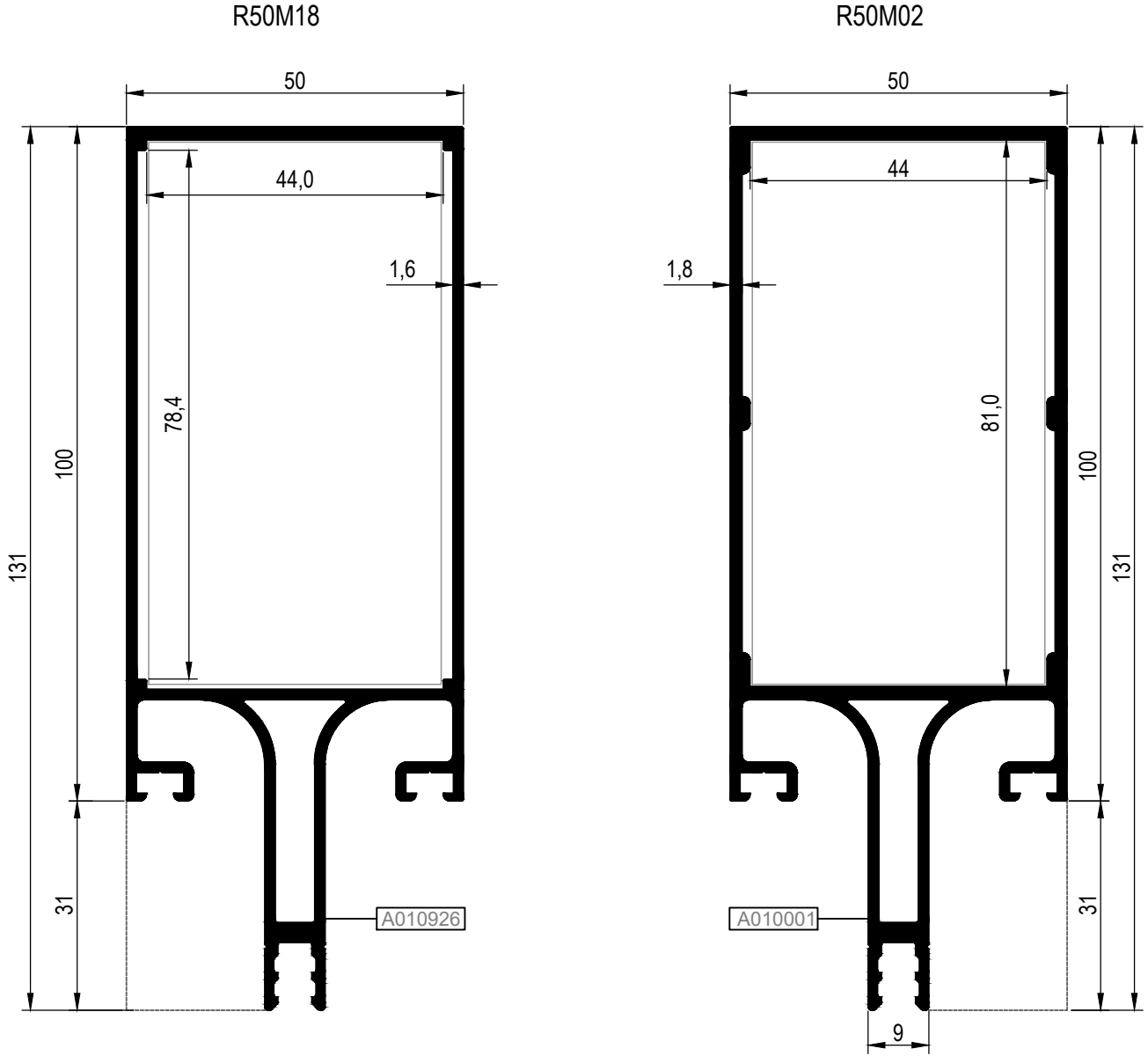
Nr	DÜŞEY BAĞLANTI PROFİLİ / MULLION CONNECTION PROFILE			KESİM ÖLÇÜSÜ CUTTING SIZE	DÜŞEY BAĞLANTI KAPAĞI MULLION CONNECTION CAP
	PROFİL KODU / PROFILE CODE	AKSESUAR KODU / ACCESSORY CODE			
R50M01	A010000	R50C22	06.02.01	54,5 mm	04.10.38
R50M20	A010969	R50C22	06.02.01	54,5 mm	04.10.38



KOD / CODE	AĞIRLIK (kg/m) / WEIGHT	Jxx cm4	Jyy cm4	Wx cm3	Wy cm3	L m	
R50M34	1,878	91,931	22,880	18,240	9,152	6	
R50M35	2,459	133,094	28,510	18,459	11,404	6	



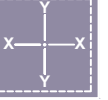
Nr	DÜŞEY BAĞLANTI PROFİLİ / MULLION CONNECTION PROFILE			KESİM ÖLÇÜSÜ CUTTING SIZE	DÜŞEY BAĞLANTI KAPAĞI MULLION CONNECTION CAP
	PROFİL KODU / PROFILE CODE	AKSESUAR KODU / ACCESSORY CODE			
R50M34	A011758	R50C22	06.02.20	64,5 mm	04.10.38
R50M35	A011760	R50C22	06.02.21	61,5 mm	04.10.38

KOD / CODE	AĞIRLIK (kg/m) / WEIGHT	Jxx cm <sup>4</sup>	Jyy cm <sup>4</sup>	Wx cm <sup>3</sup>	Wy cm <sup>3</sup>	L m	
R50M18	1,941	116,815	24,112	17,476	9,646	6	
R50M02	2,159	124,204	27,739	18,301	11,095	6	

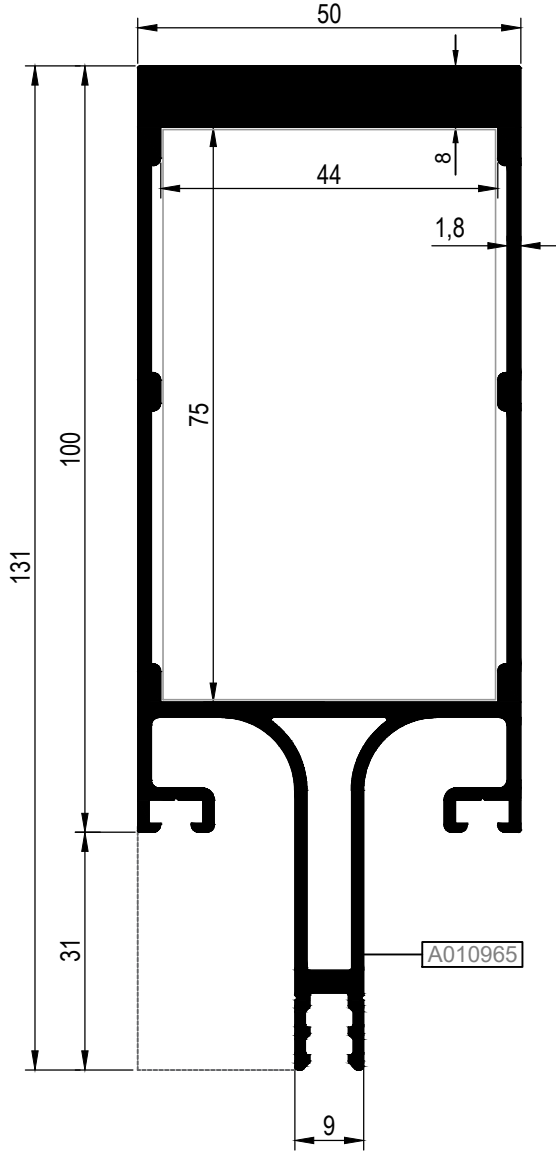


Nr	DÜŞEY BAĞLANTI PROFİLİ / MULLION CONNECTION PROFILE			KESİM ÖLÇÜSÜ CUTTING SIZE	DÜŞEY BAĞLANTI KAPAĞI MULLION CONNECTION CAP
	PROFİL KODU / PROFILE CODE	AKSESUAR KODU / ACCESSORY CODE			
R50M02	A010001	R50C22	06.02.02	 74,5 mm	04.10.38
R50M18	A010926	R50C22	06.02.14	 74,9 mm	04.10.38


KOD / CODE	AĞIRLIK (kg/m) / WEIGHT	Jxx cm <sup>4</sup>	Jyy cm <sup>4</sup>	Wx cm <sup>3</sup>	Wy cm <sup>3</sup>	L m	
R50M19	2,915	193,445	32,734	23,347	13,093	6	

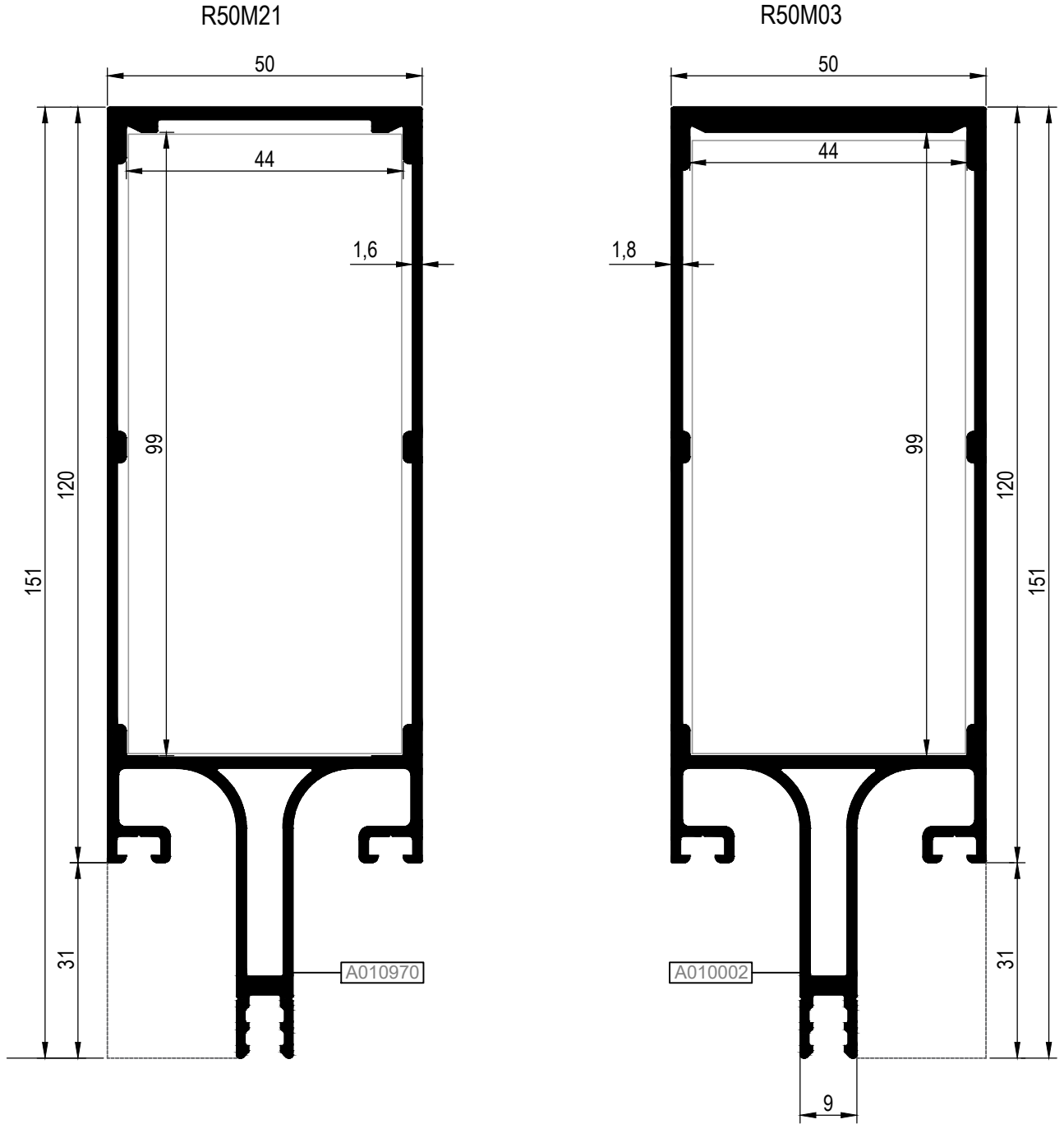


R50M19




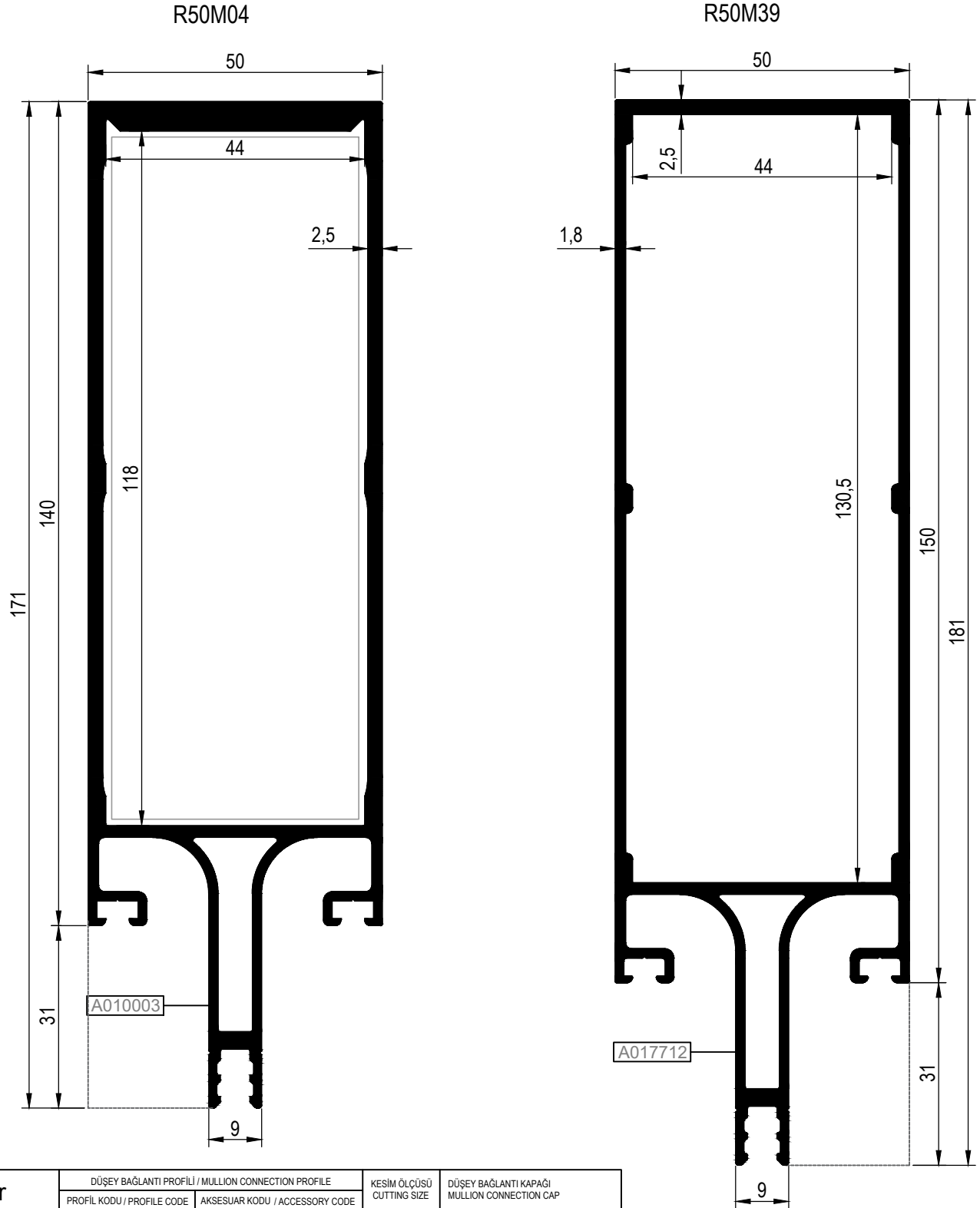
Nr	DÜŞEY BAĞLANTI PROFİLİ / MULLION CONNECTION PROFILE			KESİM ÖLÇÜSÜ CUTTING SIZE	DÜŞEY BAĞLANTI KAPAĞI MULLION CONNECTION CAP
	PROFİL KODU / PROFILE CODE	AKSESUAR KODU / ACCESSORY CODE			
R50M19	A010965	R50C22	06.02.15	68,5 mm	04.10.38

KOD / CODE	AĞIRLIK (kg/m) / WEIGHT	Jxx cm <sup>4</sup>	Jyy cm <sup>4</sup>	Wx cm <sup>3</sup>	Wy cm <sup>3</sup>	L m	
R50M03	2,607	229,669	33,628	27,547	13,439	6	
R50M21	2,306	193,516	30,931	24,920	12,373	6	




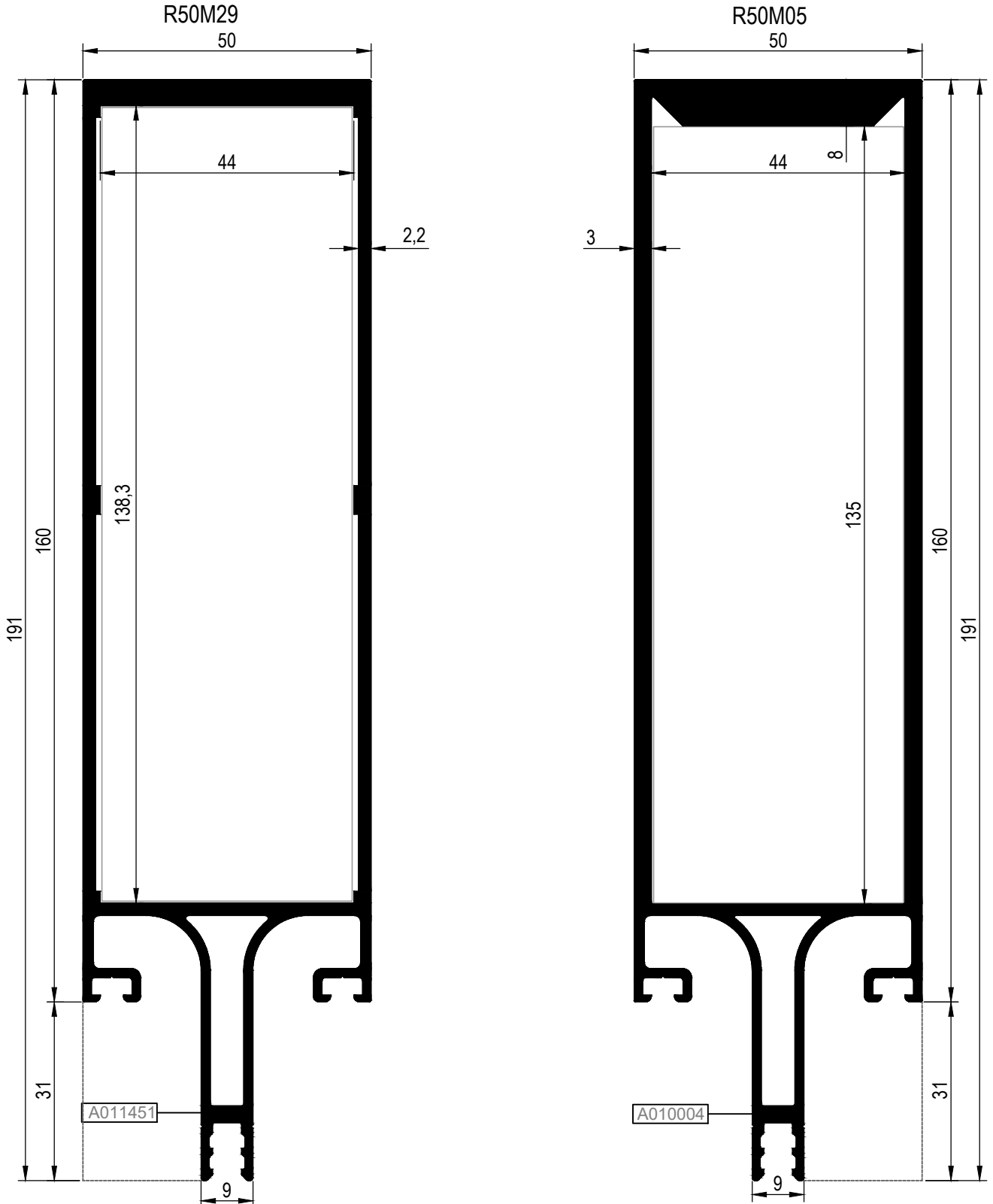
Nr	DÜŞEY BAĞLANTI PROFİLİ / MULLION CONNECTION PROFILE			KESİM ÖLÇÜSÜ CUTTING SIZE	DÜŞEY BAĞLANTI KAPAĞI MULLION CONNECTION CAP
	PROFİL KODU / PROFILE CODE	AKSESUAR KODU / ACCESSORY CODE			
R50M03	A010002	R50C22	06.02.03	92,5 mm	04.10.38
R50M21	A010970	R50C22	06.02.03	92,5 mm	04.10.38

KOD / CODE	AĞIRLIK (kg/m) / WEIGHT	Jxx cm <sup>4</sup>	Jyy cm <sup>4</sup>	Wx cm <sup>3</sup>	Wy cm <sup>3</sup>	L m	
R50M04	3,321	363,102	46,175	37,408	18,390	6	
R50M39	2,712	331,300	38,640	36,10	15,44	6	




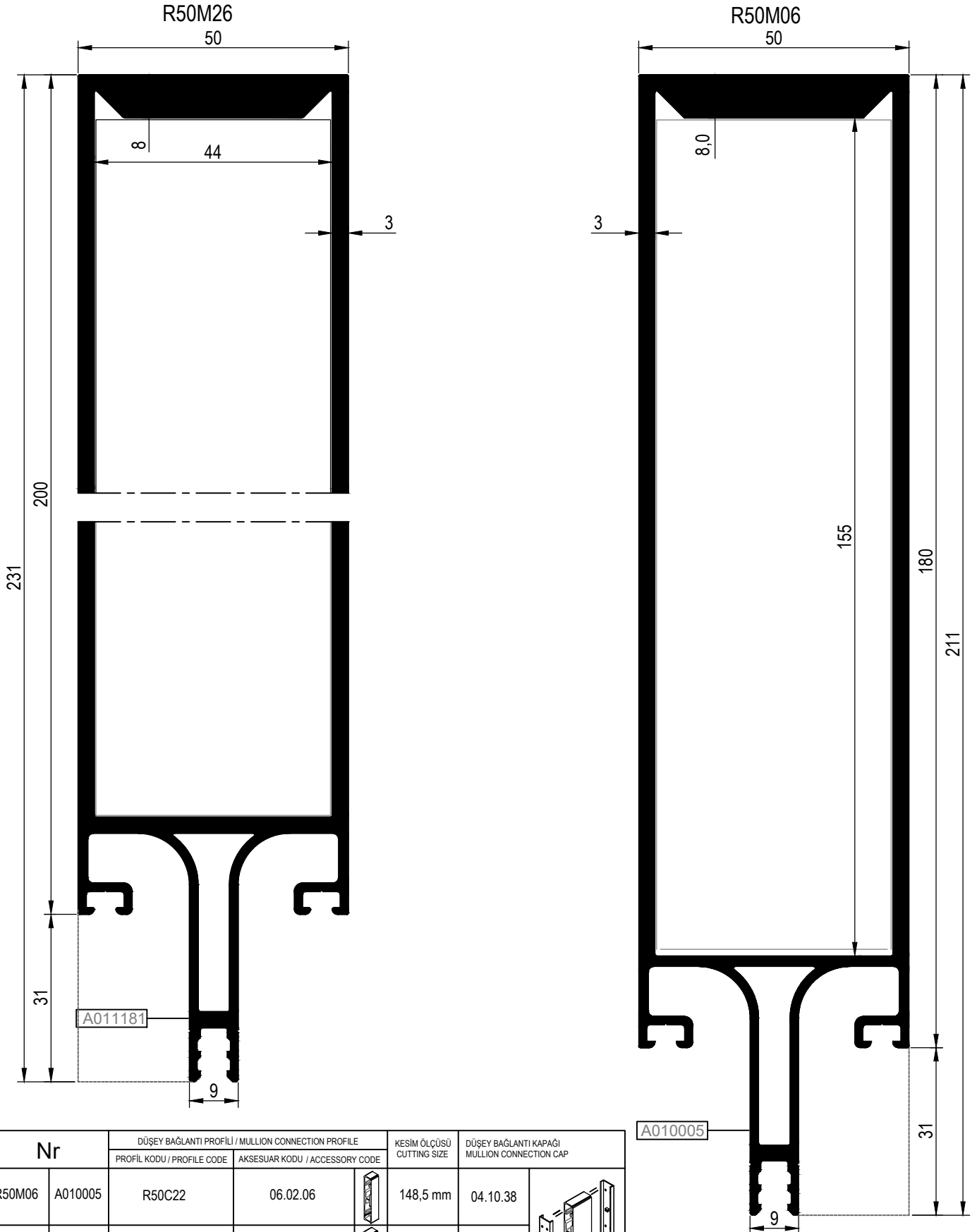
Nr	DÜŞEY BAĞLANTI PROFİLİ / MULLION CONNECTION PROFILE			KESİM ÖLÇÜSÜ CUTTING SIZE	DÜŞEY BAĞLANTI KAPAĞI MULLION CONNECTION CAP
	PROFİL KODU / PROFILE CODE	AKSESUAR KODU / ACCESSORY CODE			
R50M04	A010003	R50C22	06.02.04	111,5 mm	04.10.38
R50M39	A017712	R50C22	06.02.32	124 mm	04.10.38

KOD / CODE	AĞIRLIK (kg/m) / WEIGHT	Jxx cm <sup>4</sup>	Jyy cm <sup>4</sup>	Wx cm <sup>3</sup>	Wy cm <sup>3</sup>	L m	
R50M29	3,332	470,432	47,371	45,077	18,948	6	
R50M05	4,208	572,94	58,919	50,722	23,560	6	



Nr	DÜŞEY BAĞLANTI PROFİLİ / MULLION CONNECTION PROFILE			KESİM ÖLÇÜSÜ CUTTING SIZE	DÜŞEY BAĞLANTI KAPAĞI MULLION CONNECTION CAP
	PROFİL KODU / PROFILE CODE	AKSESUAR KODU / ACCESSORY CODE			
R50M05	A010004	R50C22	06.02.05	128,5 mm	04.10.38
R50M29	A011451	R50C22	06.02.18	131,8 mm	04.10.38

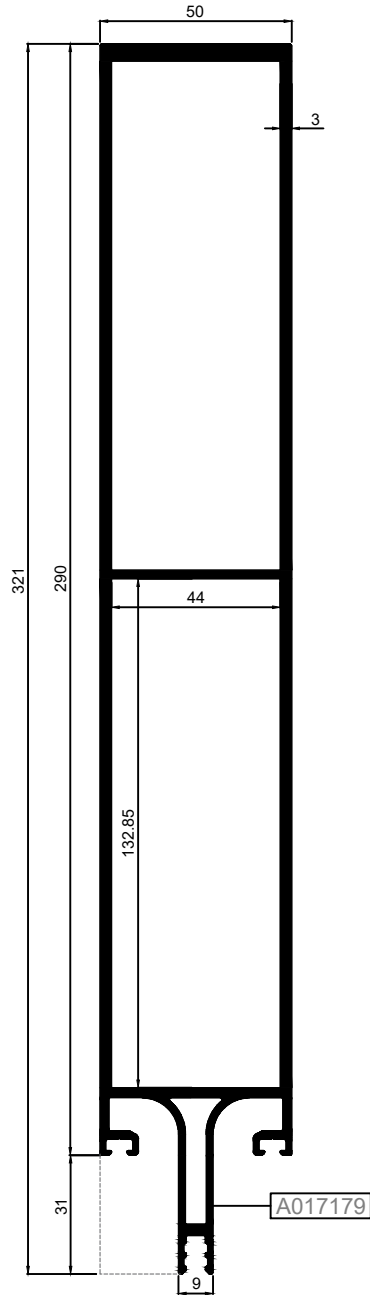
KOD / CODE	AĞIRLIK (kg/m) / WEIGHT	Jxx cm4	Jyy cm4	Wx cm3	Wy cm3	L m	
R50M06	4,533	758,159	65,557	61,561	26,214	6	
R50M26	4,976	1007,142	72,877	76,770	29,151	6	



Nr	DÜŞEY BAĞLANTI PROFİLİ / MULLION CONNECTION PROFILE			KESİM ÖLÇÜSÜ CUTTING SIZE	DÜŞEY BAĞLANTI KAPAĞI MULLION CONNECTION CAP
	PROFİL KODU / PROFILE CODE	AKSESUAR KODU / ACCESSORY CODE			
R50M06	A010005	R50C22	06.02.06	148,5 mm	04.10.38
R50M26	A011181	R50C22	06.02.17	167,3 mm	04.10.38

KOD / CODE	AĞIRLIK (kg/m) / WEIGHT	Jxx cm4	Jyy cm4	Wx cm3	Wy cm3	L m	
R50M38	6,394	2286,597	103,421	135,67	41,33	6	

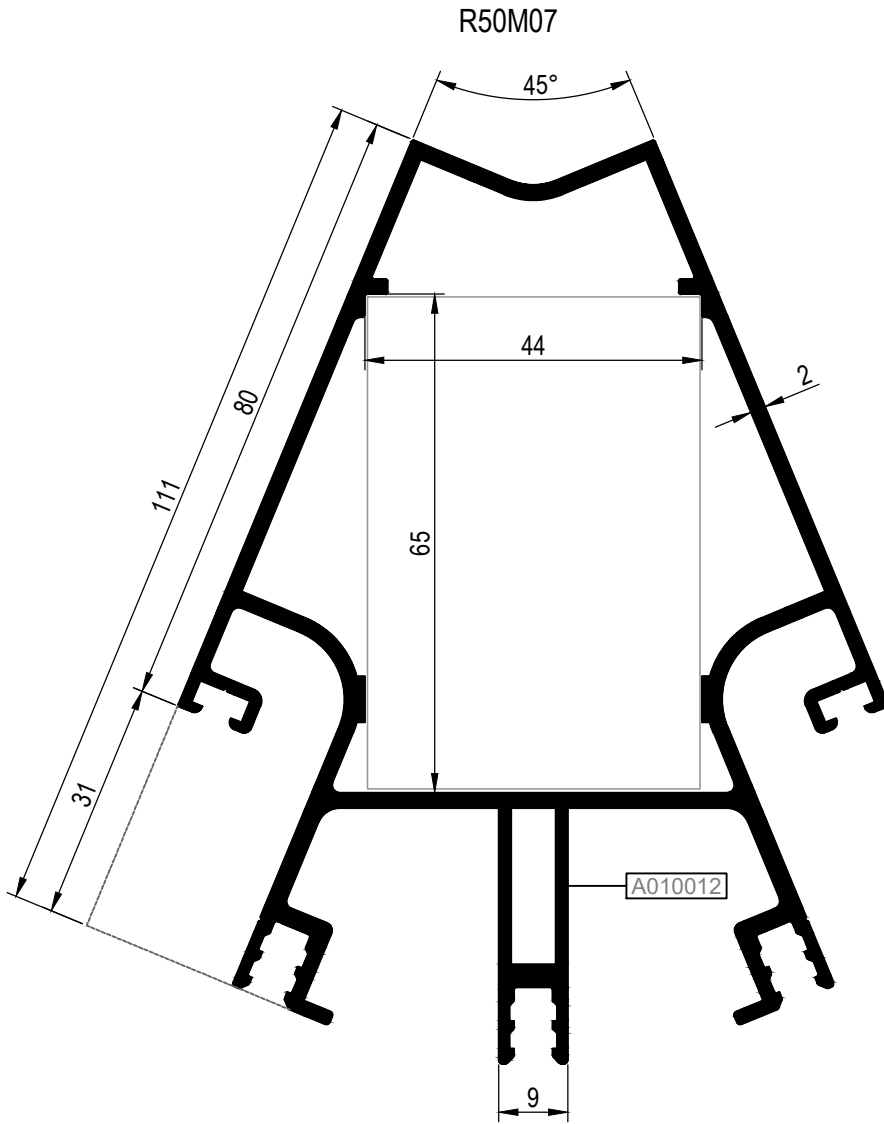
R50M38



Ölçek/Scale : 1/2

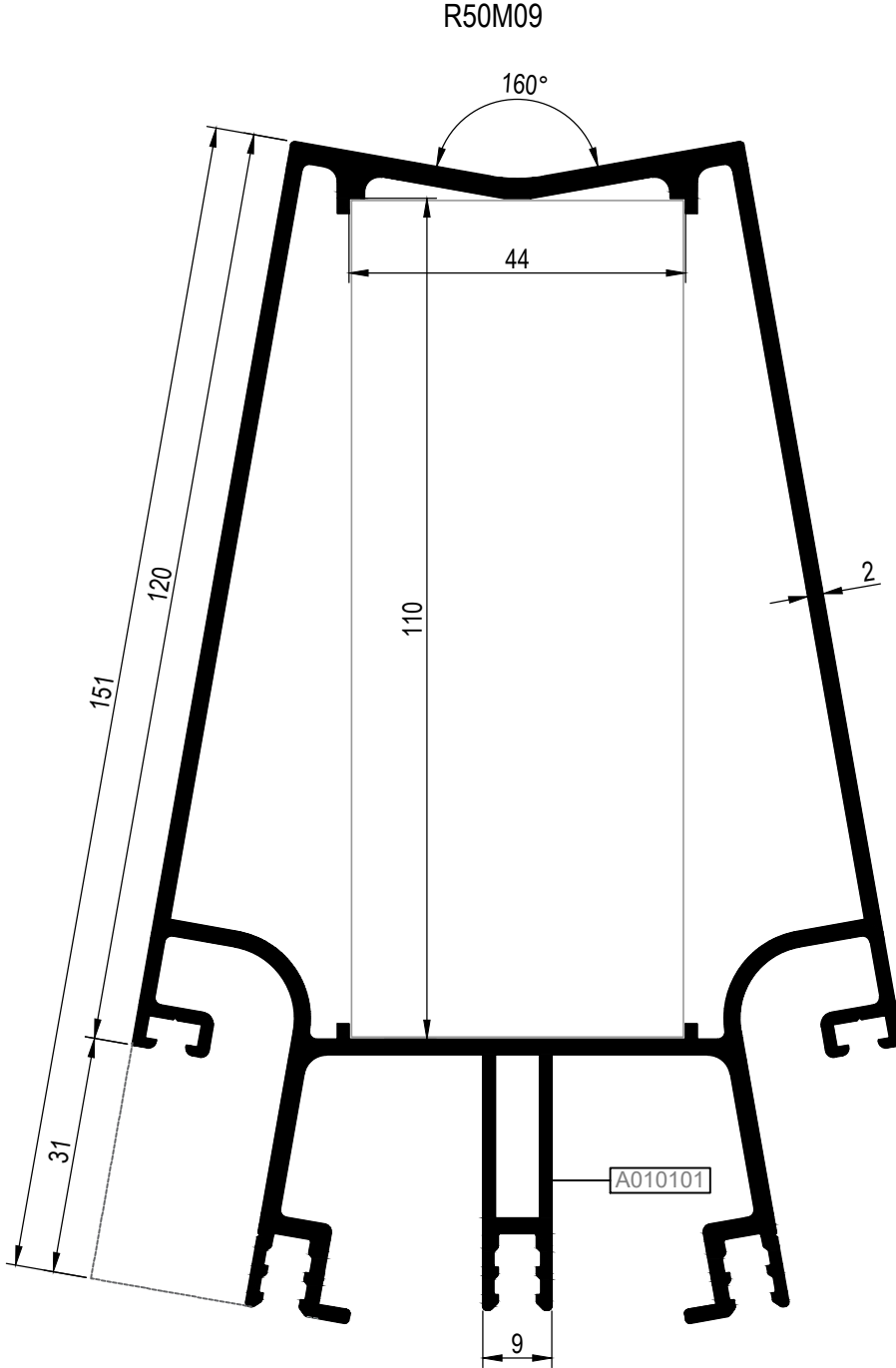
Nr	DÜŞEY BAĞLANTI PROFİLİ / MULLION CONNECTION PROFILE		KESİM ÖLÇÜSÜ CUTTING SIZE	DÜŞEY BAĞLANTI KAPAĞI MULLION CONNECTION CAP
	PROFİL KODU / PROFILE CODE	AKSESUAR KODU / ACCESSORY CODE		
R50M38	A017179	R50C22	06.02.31	04.10.38

KOD / CODE	AĞIRLIK (kg/m) / WEIGHT	Jxx cm <sup>4</sup>	Jyy cm <sup>4</sup>	Wx cm <sup>3</sup>	Wy cm <sup>3</sup>	L m	
R50M07	2,758	119,572	72,419	17,692	15,631	6	



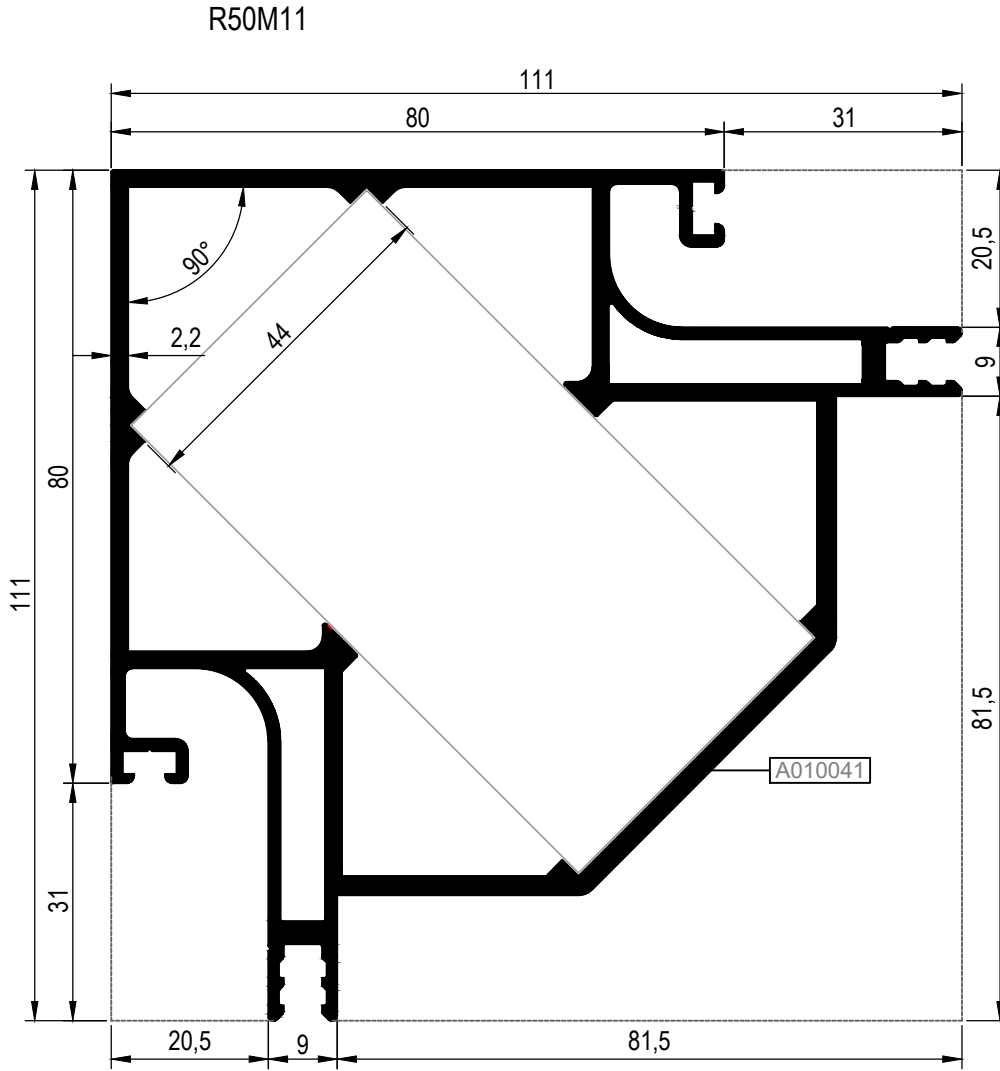
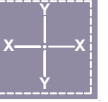
Nr	DÜŞEY BAĞLANTI PROFİLİ / MULLION CONNECTION PROFILE		KESİM ÖLÇÜSÜ CUTTING SIZE	DÜŞEY BAĞLANTI KAPAĞI MULLION CONNECTION CAP
	PROFİL KODU / PROFILE CODE	AKSESUAR KODU / ACCESSORY CODE		
R50M07	A010012	R50C22	06.02.07	04.10.38

KOD / CODE	AĞIRLIK (kg/m) / WEIGHT	Jxx cm <sup>4</sup>	Jyy cm <sup>4</sup>	Wx cm <sup>3</sup>	Wy cm <sup>3</sup>	L m	
R50M09	3,472	331,169	123,652	38,867	24,566	6	



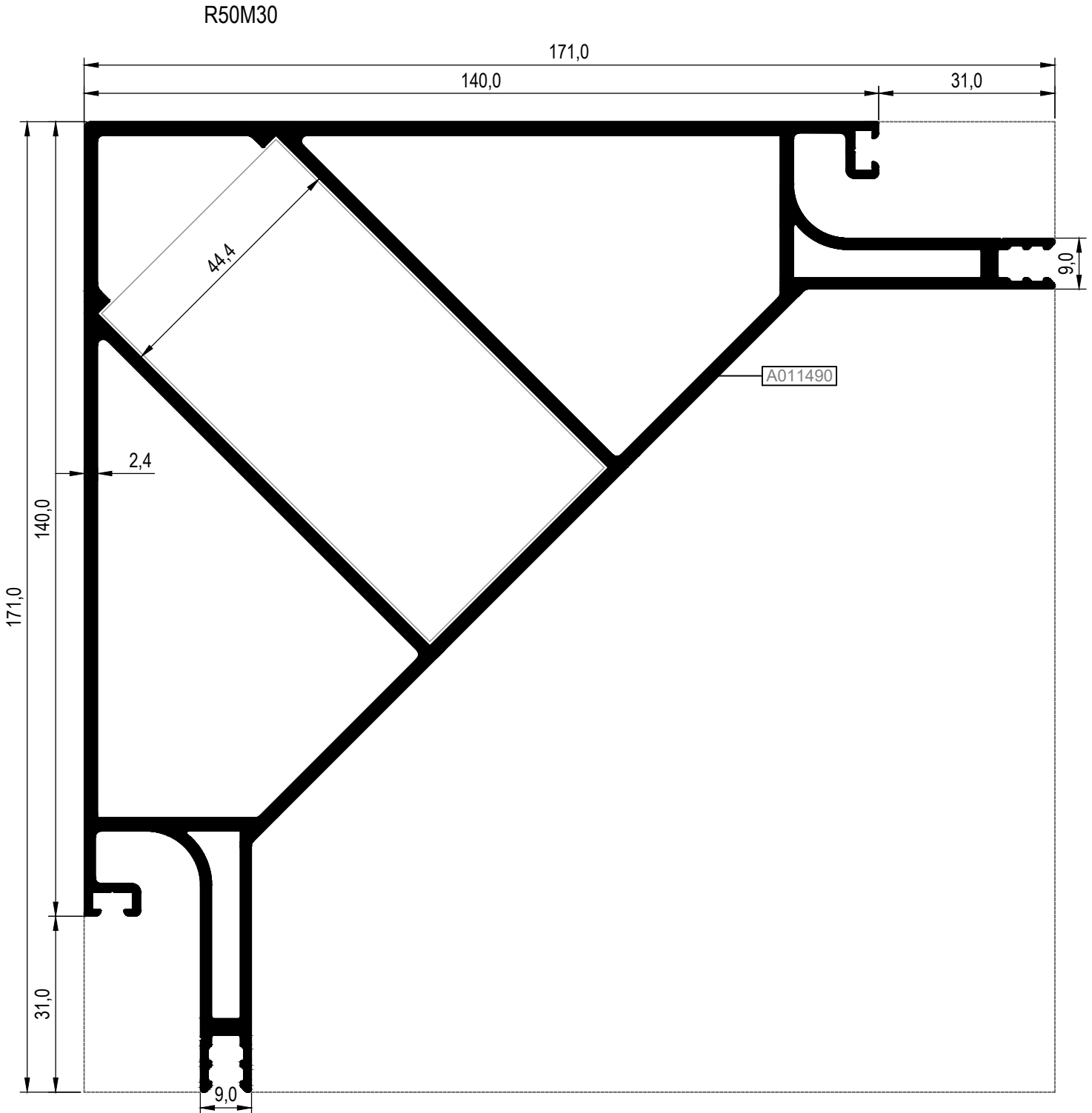
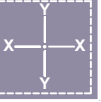
Nr	DÜŞEY BAĞLANTI PROFİLİ / MULLION CONNECTION PROFILE		KESİM ÖLÇÜSÜ CUTTING SIZE	DÜŞEY BAĞLANTI KAPAĞI MULLION CONNECTION CAP
	PROFİL KODU / PROFILE CODE	AKSESUAR KODU / ACCESSORY CODE		
R50M09	A010101	R50C22	06.02.09	103,5 mm
				04.10.38

KOD / CODE	AĞIRLIK (kg/m) / WEIGHT	Jxx cm4	Jyy cm4	Wx cm3	Wy cm3	L m	
R50M11	3,223	133,51	133,527	21,055	21,055	6	



Nr	DÜŞEY BAĞLANTI PROFİLİ / MULLION CONNECTION PROFILE		KESİM ÖLÇÜSÜ CUTTING SIZE	DÜŞEY BAĞLANTI KAPAĞI MULLION CONNECTION CAP
	PROFİL KODU / PROFILE CODE	AKSESUAR KODU / ACCESSORY CODE		
R50M11	A010041	R50C22	06.02.11	04.10.38

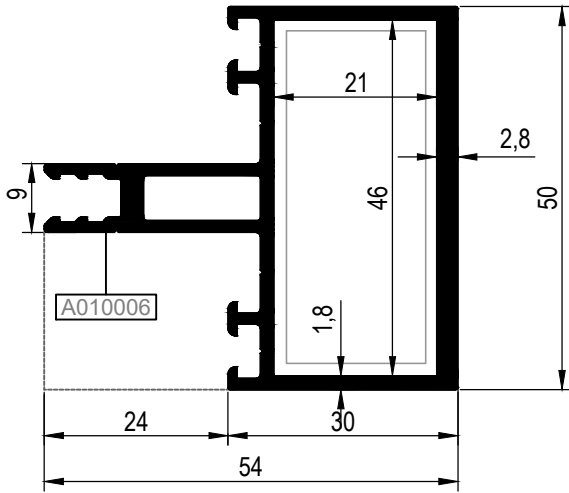
KOD / CODE	AĞIRLIK (kg/m) / WEIGHT	Jxx cm <sup>4</sup>	Jyy cm <sup>4</sup>	Wx cm <sup>3</sup>	Wy cm <sup>3</sup>	L m	
R50M30	5,200	466,584	466,584	41,390	41,389	6	



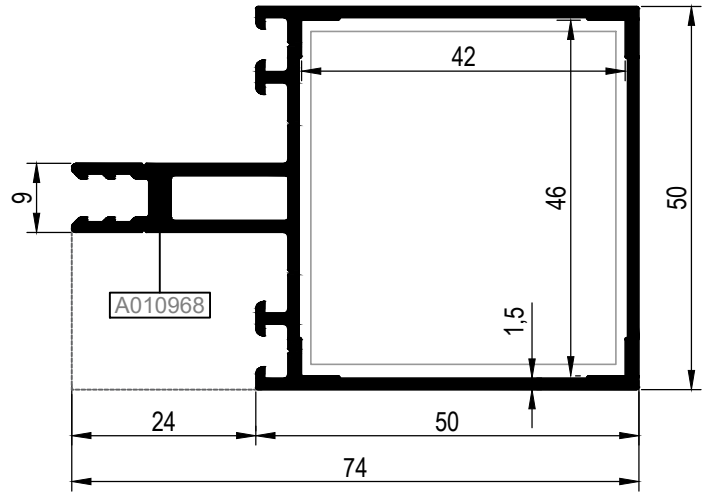
Nr	DÜŞEY BAĞLANTI PROFİLİ / MULLION CONNECTION PROFILE		KESİM ÖLÇÜSÜ CUTTING SIZE	DÜŞEY BAĞLANTI KAPAĞI MULLION CONNECTION CAP
	PROFİL KODU / PROFILE CODE	AKSESUAR KODU / ACCESSORY CODE		
R50M30	A011490	R50C22	06.02.19	04.10.38

KOD / CODE	AĞIRLIK (kg/m) / WEIGHT	Jxx cm <sup>4</sup>	Jyy cm <sup>4</sup>	Wx cm <sup>3</sup>	Wy cm <sup>3</sup>	L m	
R50T01	1,218	11,053	10,72	3,221	4,029	6	
R50T02	1,288	23,932	14,077	5,890	5,635	6	
R50T13	1,178	12,781	22,291	3,223	8,917	6	
R50T19	1,485	27,084	17,928	5,819	7,171	6	

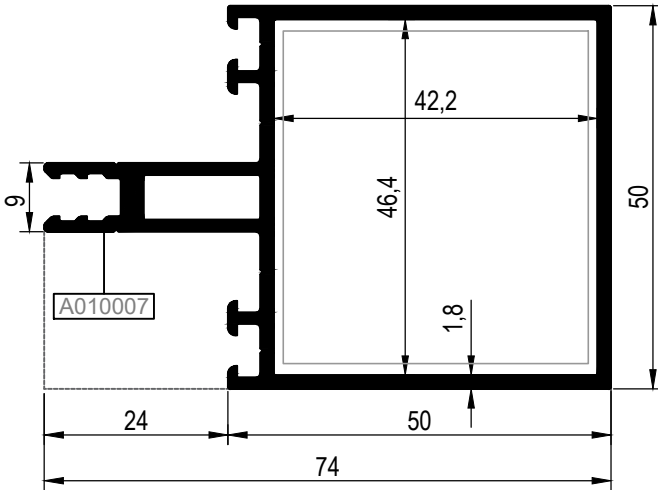
R50T01



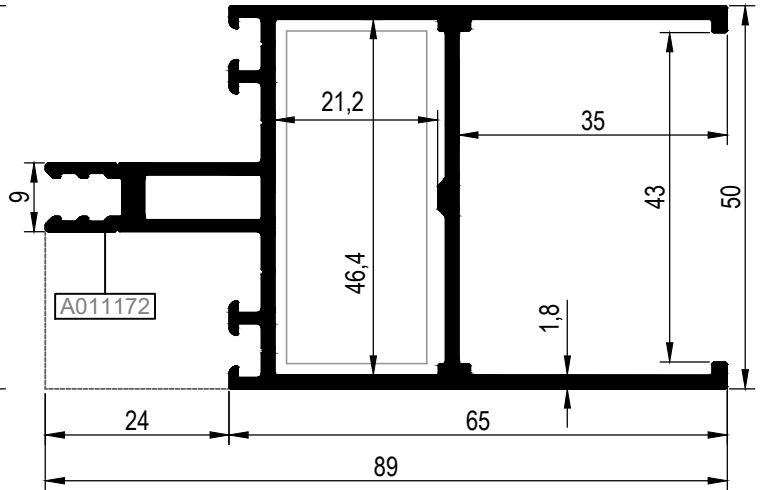
R50T13



R50T02




R50T19

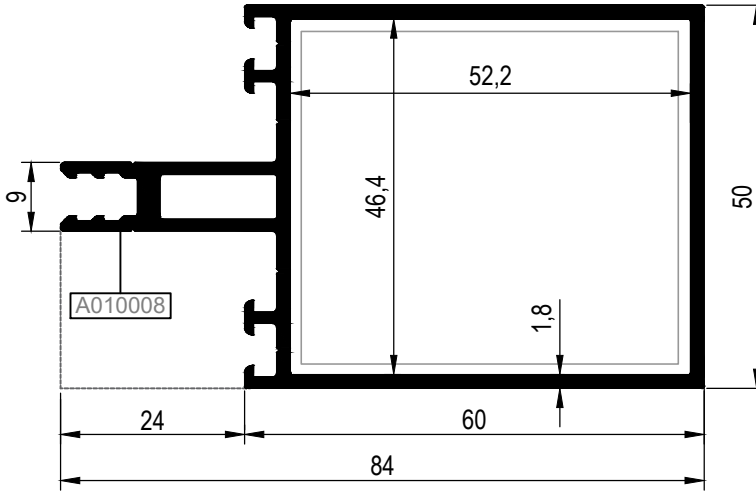


Nr	YATAY BAĞLANTI PROFİLİ / TRANSOM CONNECTION PROFILE				KESİM ÖLÇÜSÜ CUTTING SIZE
	PROFİL KODU / PROFILE CODE	AKSESUAR KODU / ACCESSORY CODE			
R50T01	A010006	R50C06		05.02.01	20,7 mm
R50T02	A010007	R50C06		05.02.02	41,9 mm
R50T13	A010968	R50C06		05.02.02	41,9 mm

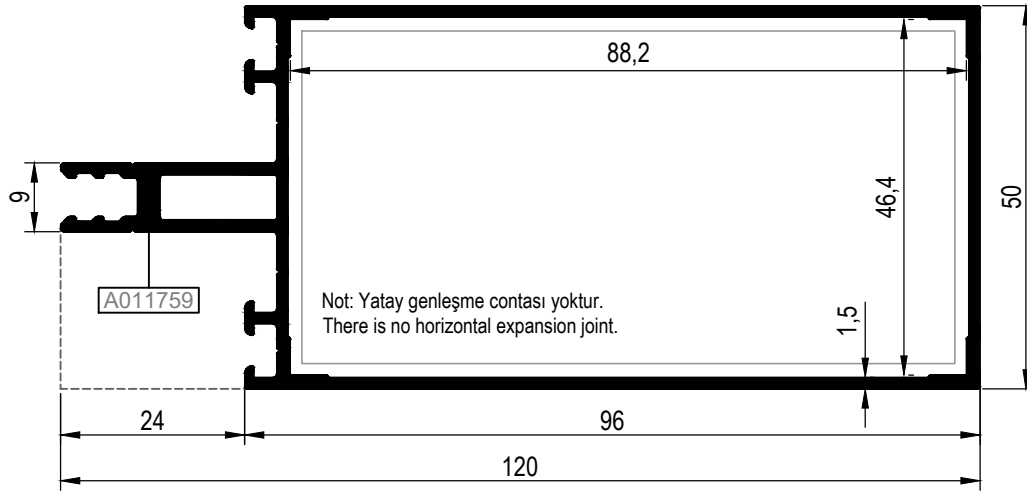
Nr	YATAY BAĞLANTI PROFİLİ / TRANSOM CONNECTION PROFILE				KESİM ÖLÇÜSÜ CUTTING SIZE
	PROFİL KODU / PROFILE CODE	AKSESUAR KODU / ACCESSORY CODE			
R50T01	A010006	(A010756)		05.03.01	20,9 mm
		(A010757)		05.03.11	20,9 mm
		TPV		04.23.T01	23,0 mm
R50T02	A010007	(A010756)		05.03.02	40,9 mm
		(A010757)		05.03.12	41,9 mm
		TPV		04.23.T02	45,0 mm
R50T13	A010968	(A010756)		05.03.02	40,9 mm
		(A010757)		05.03.12	41,9 mm
		TPV		04.23.T02	45,0 mm

KOD / CODE	AĞIRLIK (kg/m) / WEIGHT	Jxx cm4	Jyy cm4	Wx cm3	Wy cm3	L m	
R50T03	1,384	34,565	16,180	7,683	6,472	6	
R50T24	1,551	87,042	20,899	15,011	8,359	6	

R50T03




R50T24

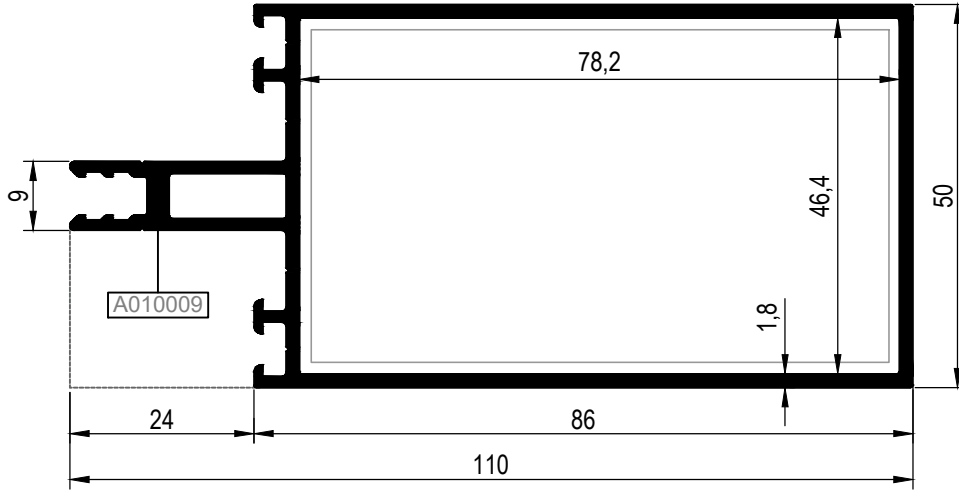


Nr	YATAY BAĞLANTI PROFİLİ / TRANSOM CONNECTION PROFILE				KESİM ÖLÇÜSÜ CUTTING SIZE
	PROFİL KODU / PROFILE CODE	AKSESUAR KODU / ACCESSORY CODE			
R50T03	A010008	R50C06	05.02.03		51,9 mm
R50T24	A011759	R50C06	05.02.15		87,7 mm

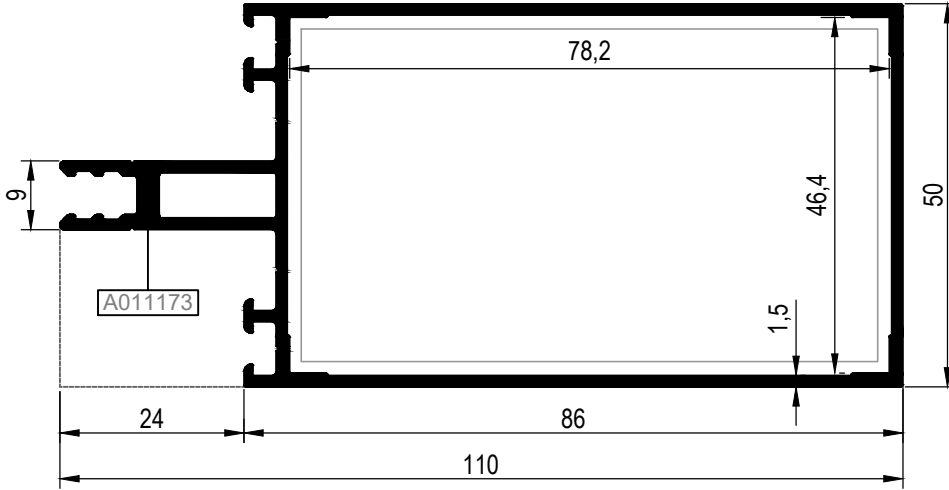
Nr	YATAY BAĞLANTI PROFİLİ / TRANSOM CONNECTION PROFILE				KESİM ÖLÇÜSÜ CUTTING SIZE
	PROFİL KODU / PROFILE CODE	AKSESUAR KODU / ACCESSORY CODE			
R50T03	A010008	(A010756) (A010757) TPV	05.03.03 05.03.13 04.23.T03		50,9 mm 51,9 mm 55,0 mm
-	-	-	-		-









KOD / CODE	AĞIRLIK (kg/m) / WEIGHT	Jxx cm <sup>4</sup>	Jyy cm <sup>4</sup>	Wx cm <sup>3</sup>	Wy cm <sup>3</sup>	L m	
R50T04	1,641	74,492	21,619	13,145	8,648	6	
R50T18	1,470	68,386	19,134	12,401	7,654	6	


R50T04



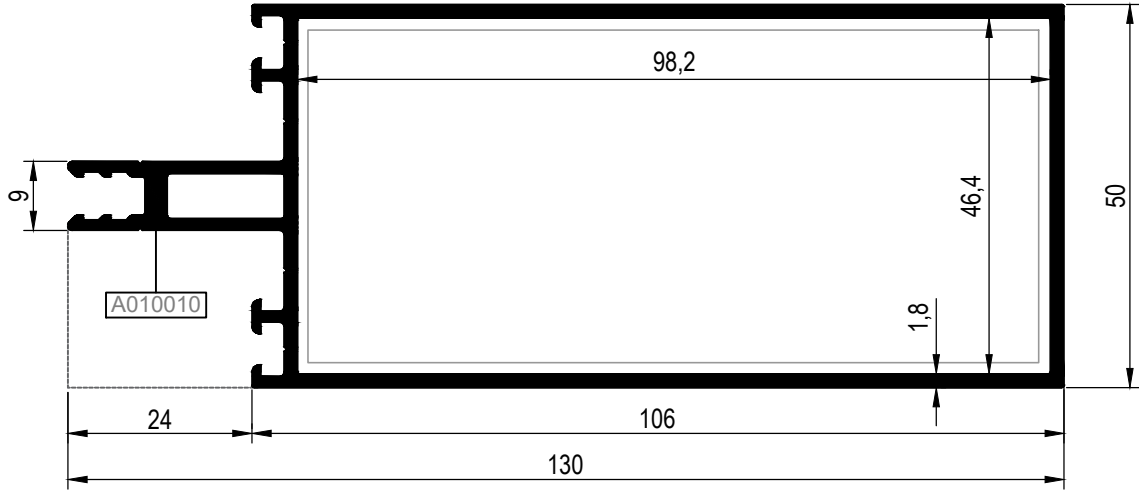
R50T18



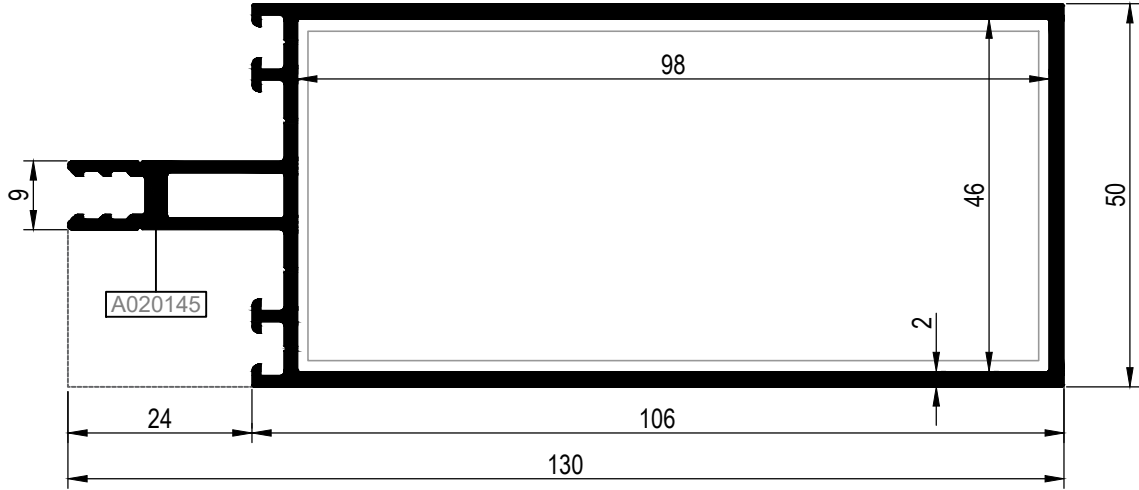
Nr	YATAY BAĞLANTI PROFİLİ / TRANSOM CONNECTION PROFILE				KESİM ÖLÇÜSÜ CUTTING SIZE	
	PROFİL KODU / PROFILE CODE	AKSESUAR KODU / ACCESSORY CODE				
R50T04	A010009	R50C06		05.02.04	 77,8 mm	
				(A010756)		76,9 mm
				(A010757)		77,8 mm
R50T18	A011173	R50C06		05.02.04	 77,8 mm	
				(A010756)		76,9 mm
				(A010757)		77,8 mm

KOD / CODE	AĞIRLIK (kg/m) / WEIGHT	Jxx cm4	Jyy cm4	Wx cm3	Wy cm3	L m	
R50T05	1,835	118,752	25,792	18,037	10,321	6	
R50T25	1,967	126,023	28,056	18,710	11,224	6	


R50T05



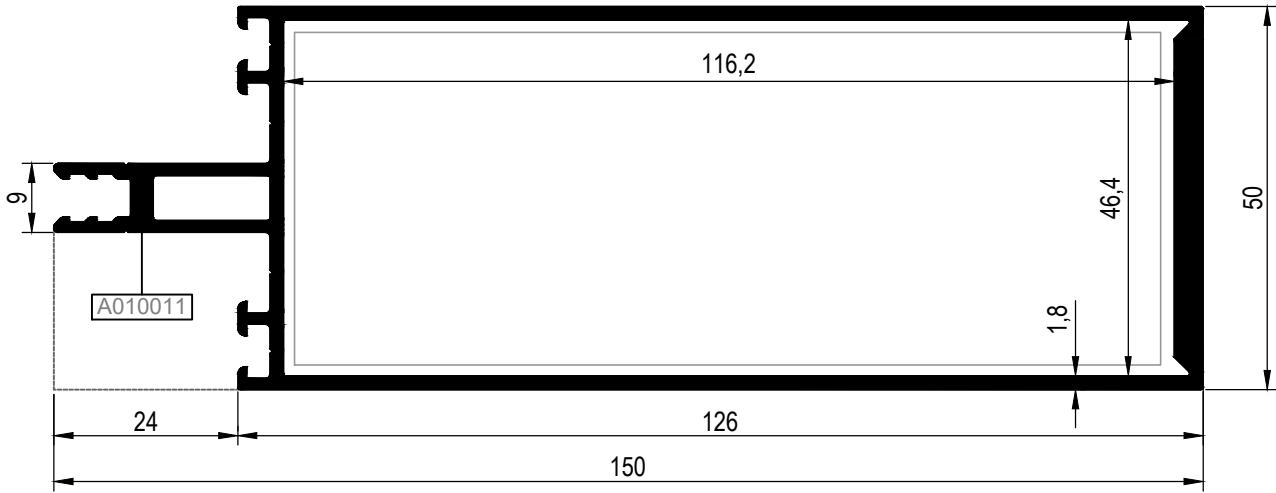
R50T25



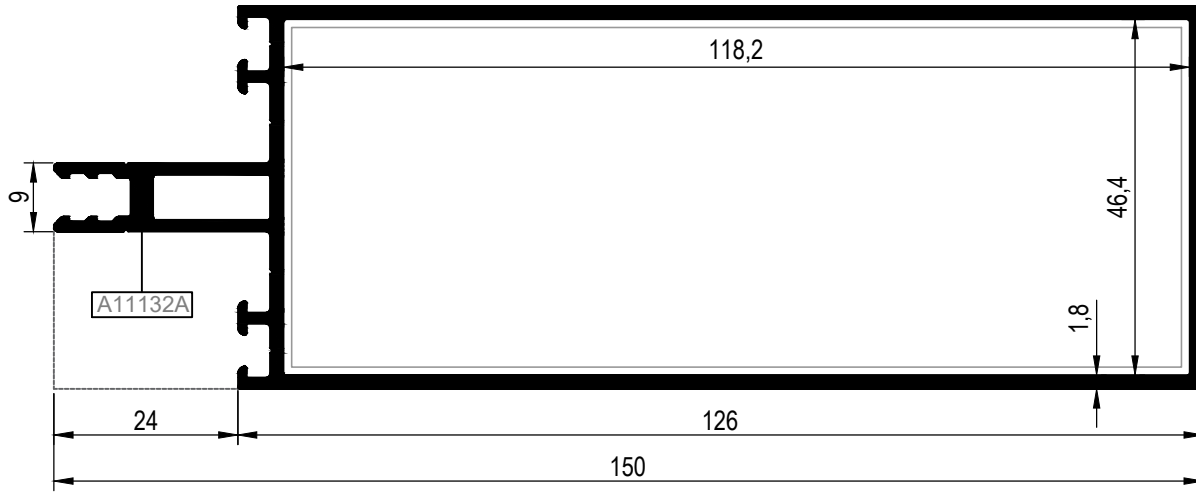
Nr	YATAY BAĞLANTI PROFİLİ / TRANSOM CONNECTION PROFILE				KESİM ÖLÇÜSÜ CUTTING SIZE
	PROFİL KODU / PROFILE CODE	AKSESUAR KODU / ACCESSORY CODE			
R50T05	A010010	R50C06	05.02.05		97,8 mm
R50T05	A010010	(A010756)	05.03.05		96,9 mm
		(A010757)	05.03.15		97,8 mm
R50T25	A020145	TPV	04.23.T05		101,0 mm
		(A010756)	05.03.32		96,7 mm
R50T25	A020145	(A010757)	05.03.42		97,6 mm
		TPV	04.23.T05		101,0 mm










KOD / CODE	AĞIRLIK (kg/m) / WEIGHT	Jxx cm <sup>4</sup>	Jyy cm <sup>4</sup>	Wx cm <sup>3</sup>	Wy cm <sup>3</sup>	L m	
R50T06	2,267	217,04	31,376	26,244	12,547	6	
R50T14	2,031	176,607	29,982	23,498	11,993	6	


R50T06



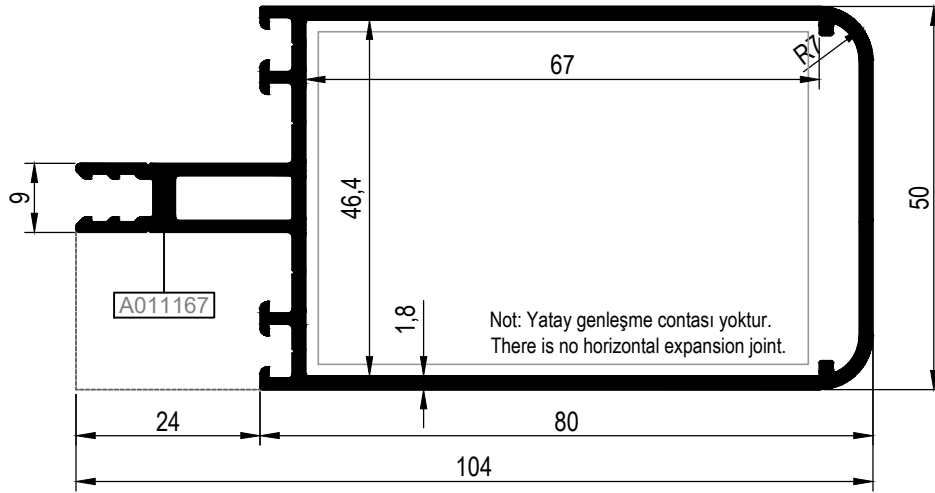
R50T14



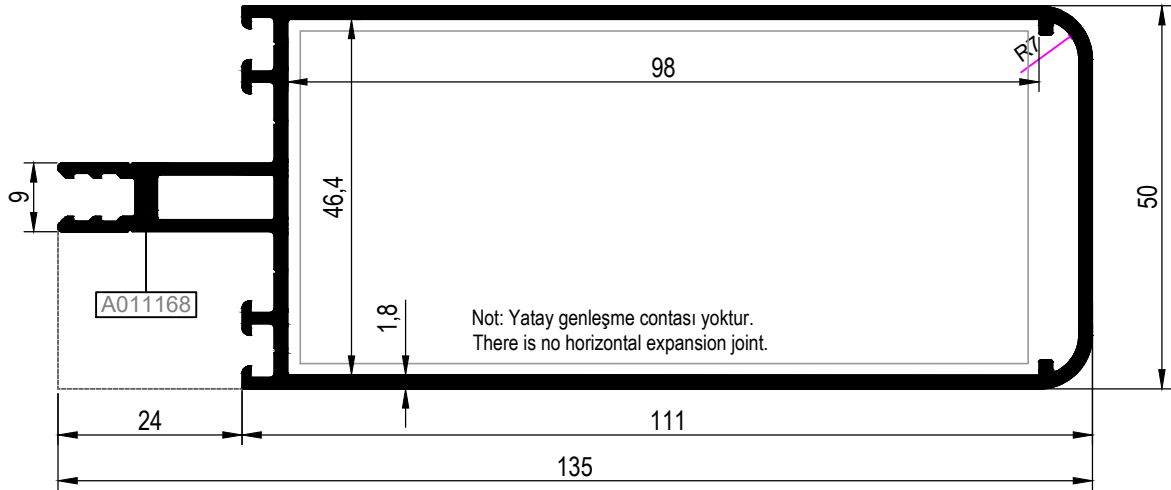
Nr	YATAY BAĞLANTI PROFİLİ / TRANSOM CONNECTION PROFILE				KESİM ÖLÇÜSÜ CUTTING SIZE		
	PROFİL KODU / PROFILE CODE	AKSESUAR KODU / ACCESSORY CODE					
R50T06	A010011	R50C06		05.02.06	 115,8 mm		
				(A010756)	05.03.06	 116,9 mm	
				(A010757)	05.03.16	 115,8 mm	
R50T14	A11132A	R50C06		05.02.10	 117,7 mm		
				(A010756)	05.03.06	 116,9 mm	
				(A010757)	05.03.19	 117,7 mm	
					TPV	04.23.T06	 120,0 mm





KOD / CODE	AĞIRLIK (kg/m) / WEIGHT	Jxx cm4	Jyy cm4	Wx cm3	Wy cm3	L m	
R50T15	1,576	62,543	20,106	11,674	8,043	6	
R50T16	1,878	130,243	26,591	19,207	10,637	6	


R50T15



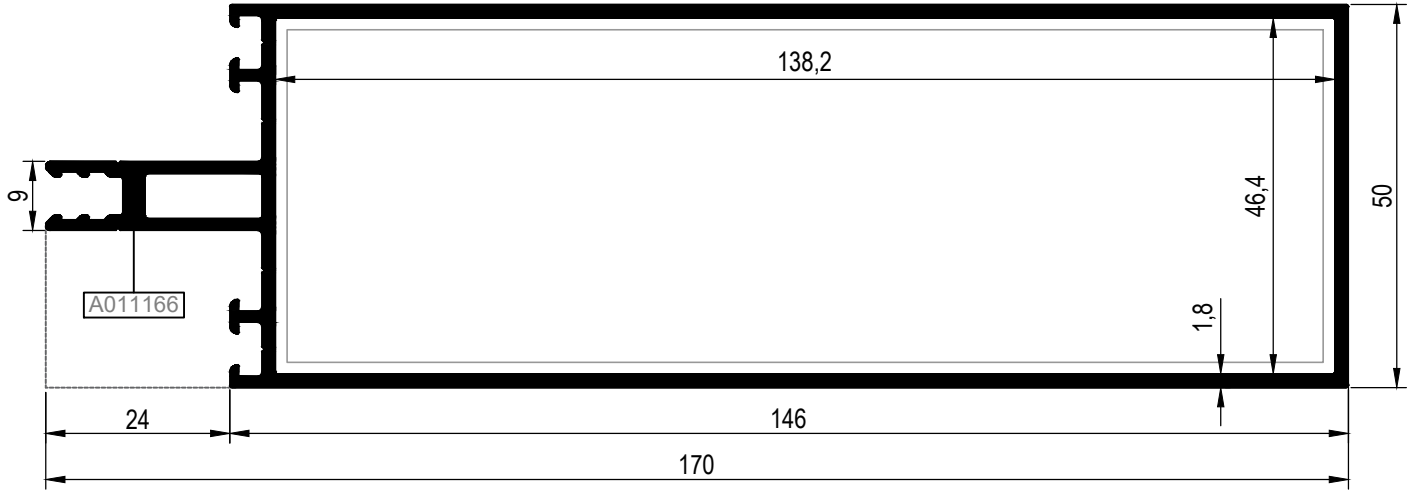
R50T16



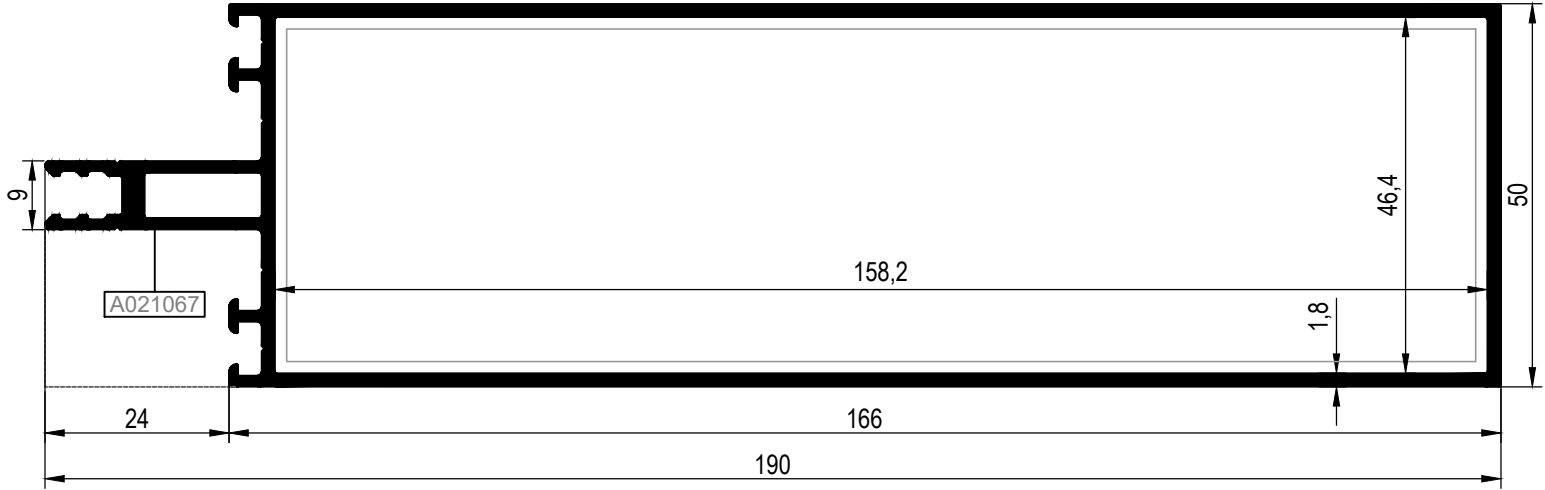
Nr	YATAY BAĞLANTI PROFİLİ / TRANSOM CONNECTION PROFILE				KESİM ÖLÇÜSÜ CUTTING SIZE
	PROFİL KODU / PROFILE CODE	AKSESUAR KODU / ACCESSORY CODE			
R50T15	A011167	R50C06		05.02.07	 66,6 mm
R50T16	A011168	R50C06		05.02.08	 97,6 mm





KOD / CODE	AĞIRLIK (kg/m) / WEIGHT	Jxx cm4	Jyy cm4	Wx cm3	Wy cm3	L m	
R50T17	2,227	249,355	34,169	29,207	13,667	6	
R50T26	2,422	338,495	38,352	35,62	15,32	6	

R50T17

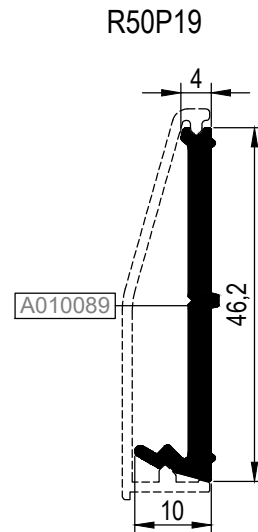
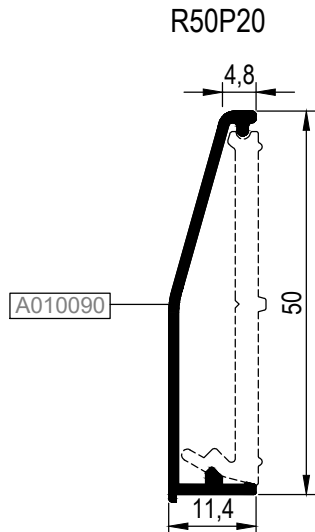
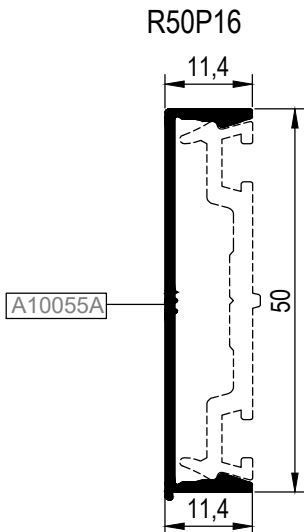
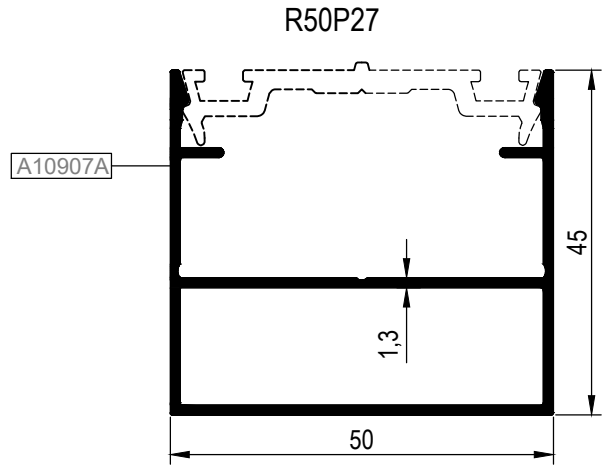
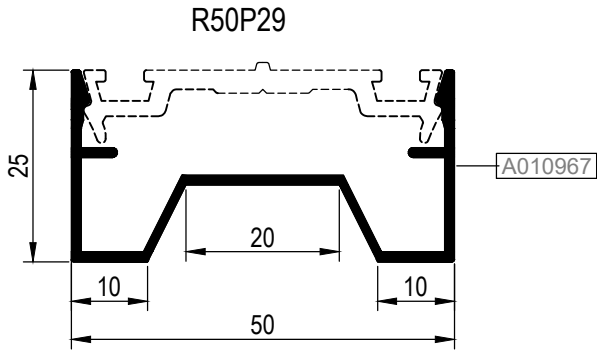
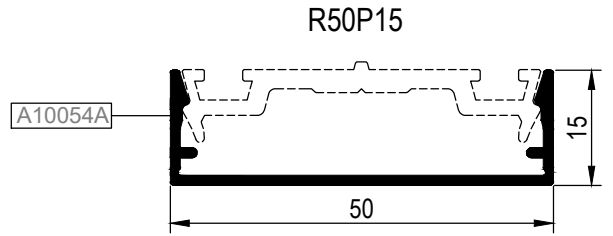
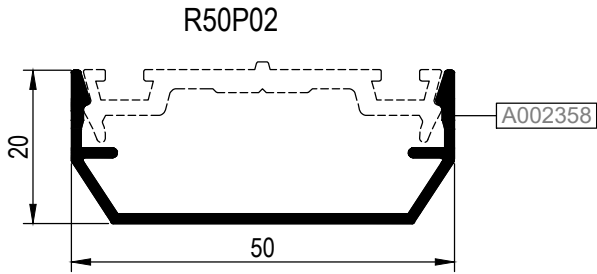
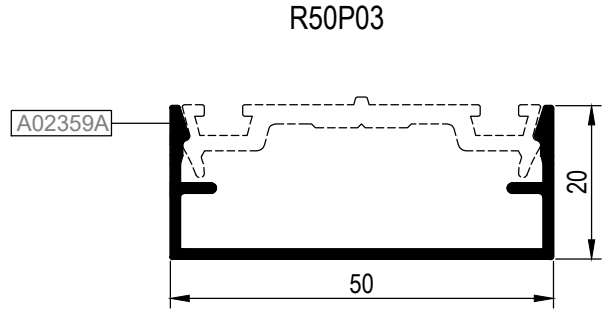
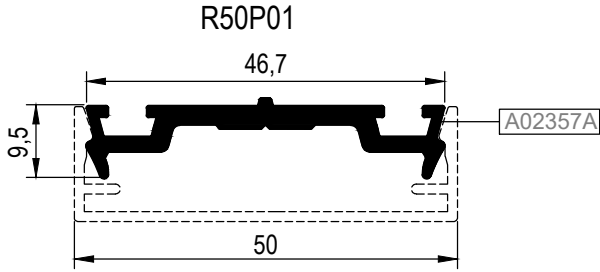
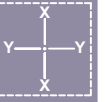


R50T26

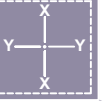


Nr	YATAY BAĞLANTI PROFİLİ / TRANSOM CONNECTION PROFILE				KESİM ÖLÇÜSÜ CUTTING SIZE
	PROFİL KODU / PROFILE CODE	AKSESUAR KODU / ACCESSORY CODE			
R50T17	A011166	R50C06		05.02.09	 137,8 mm
R50T26	A021067	R50C06		05.02.22	 157,8 mm

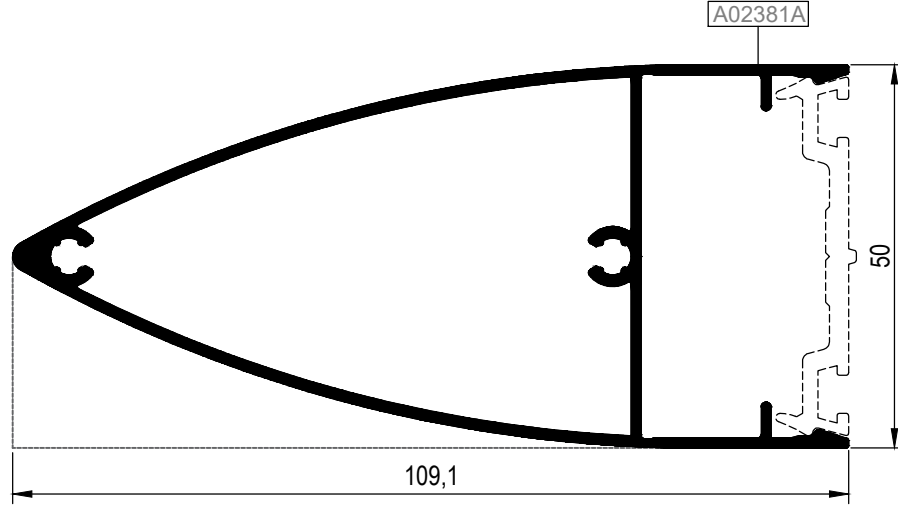
KOD / CODE	AĞIRLIK (kg/m) / WEIGHT	L m	KOD / CODE	AĞIRLIK (kg/m) / WEIGHT	L m
R50P01	0,428	6	R50P19	0,419	6
R50P02	0,335	6	R50P20	0,248	6
R50P03	0,360	6	R50P27	0,707	6
R50P15	0,305	6	R50P29	0,424	6
R50P16	0,268	6			



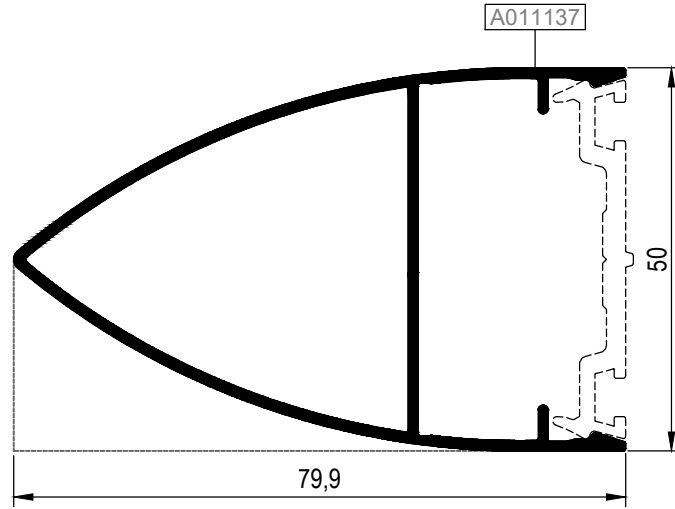
KOD / CODE	AĞIRLIK (kg/m) / WEIGHT	L m	KOD / CODE	AĞIRLIK (kg/m) / WEIGHT	L m
R50P06	1,179	6			
R50P32	0,850	6			
R50P38	1,365	6			



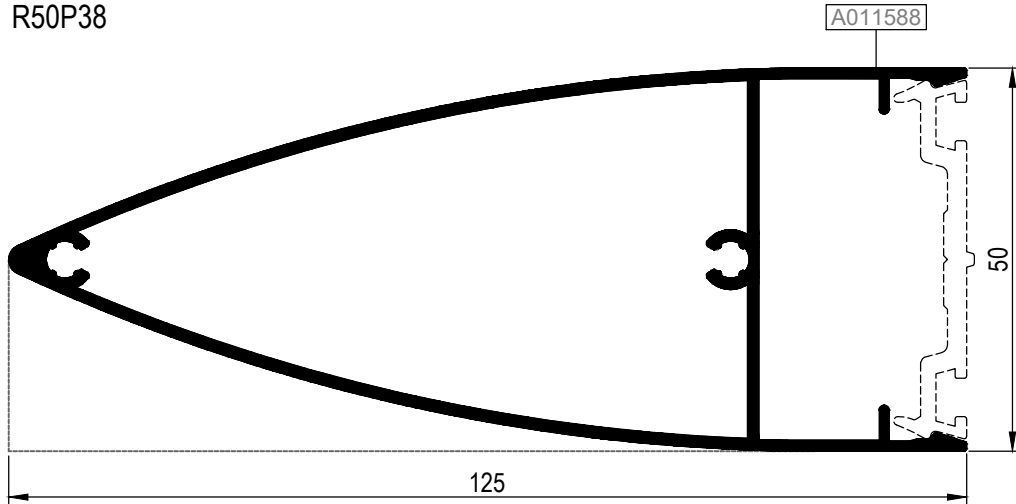
R50P06



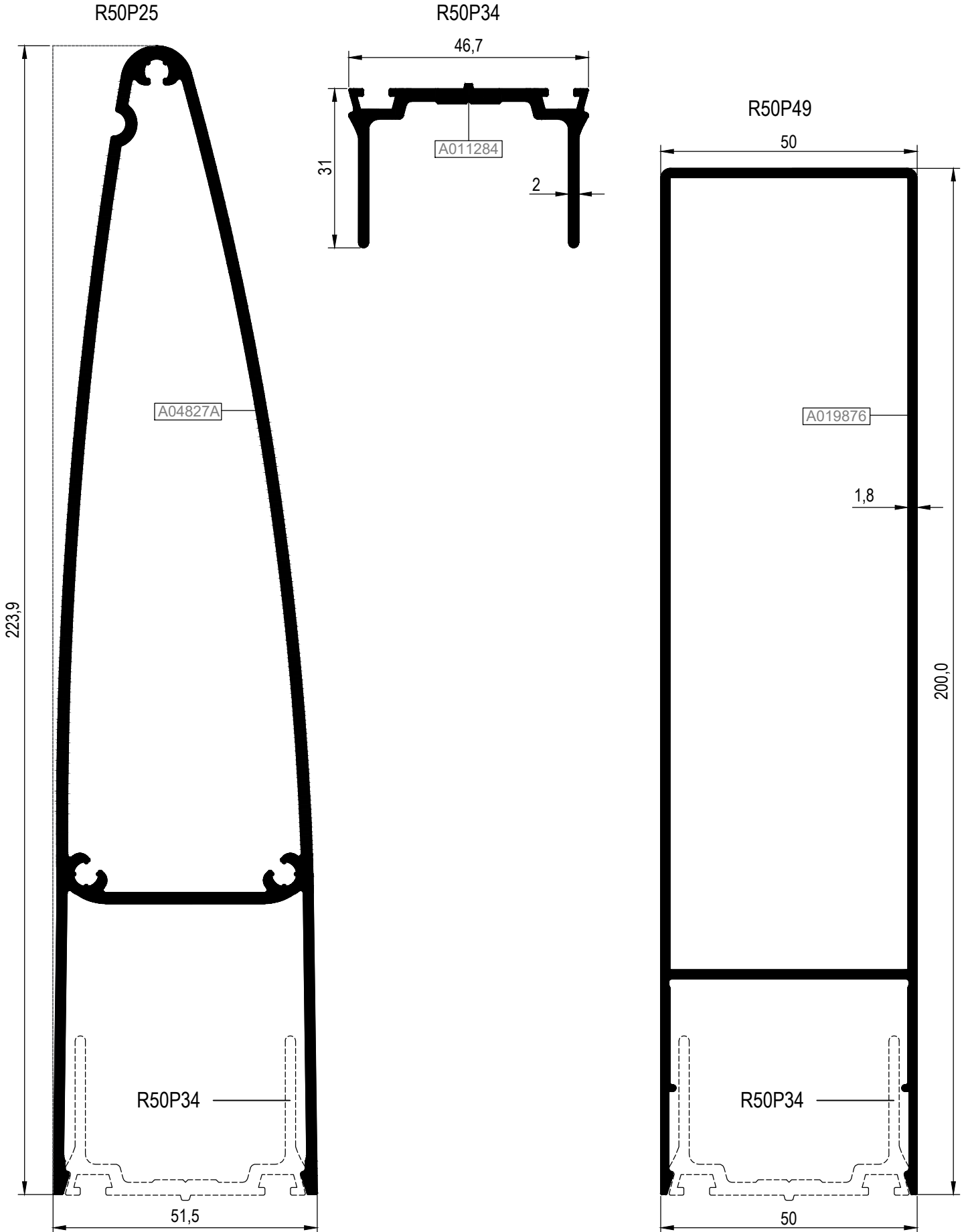
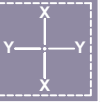
R50P32



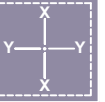
R50P38



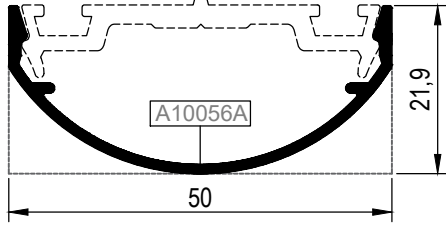
KOD / CODE	AĞIRLIK (kg/m) / WEIGHT	L m	KOD / CODE	AĞIRLIK (kg/m) / WEIGHT	L m
R50P34	0,686	6			
R50P25	3,126	6			
R50P49	2,392	6			



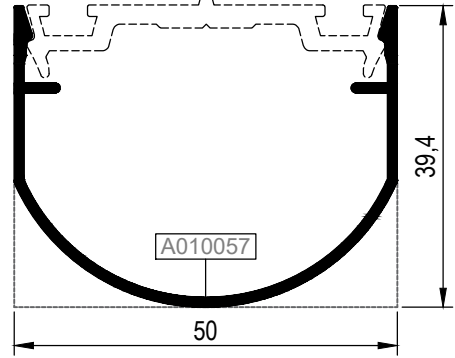
KOD / CODE	AĞIRLIK (kg/m) / WEIGHT	L m	KOD / CODE	AĞIRLIK (kg/m) / WEIGHT	L m
R50P17	0,286	6	R50P52	1,903	6
R50P18	0,428	6	----	----	6
R50P31	1,212	6	----	----	6



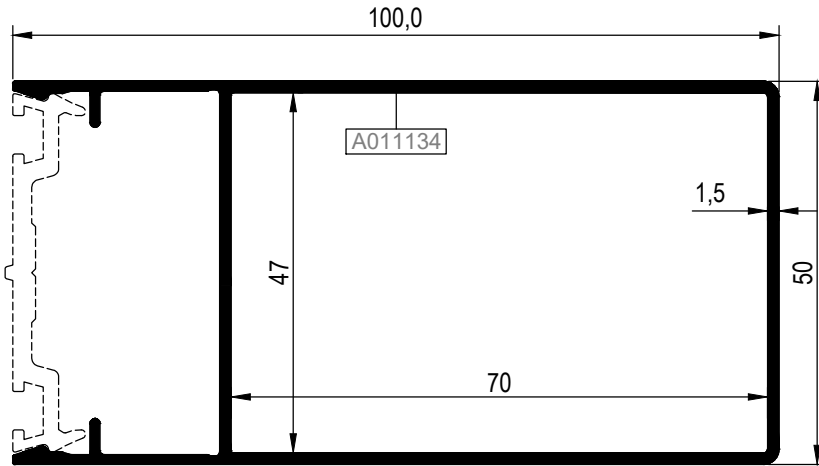
R50P17



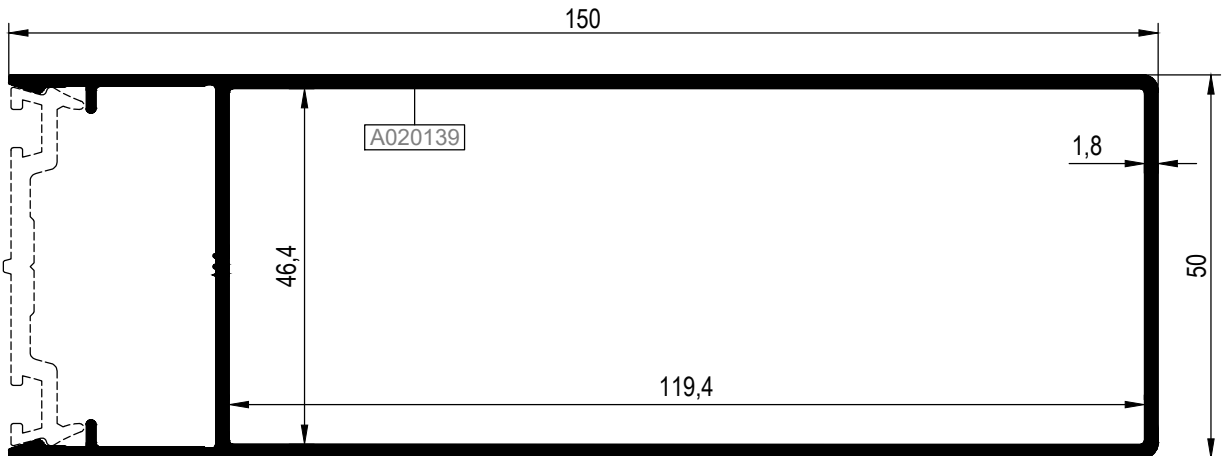
R50P18



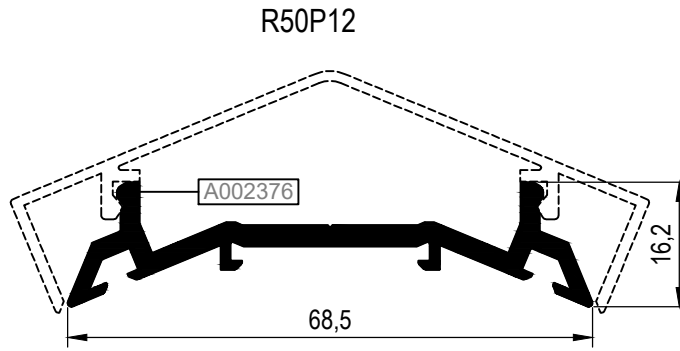
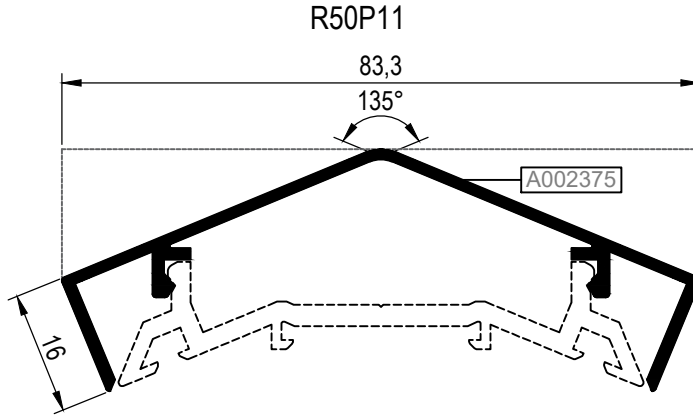
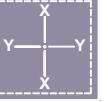
R50P31



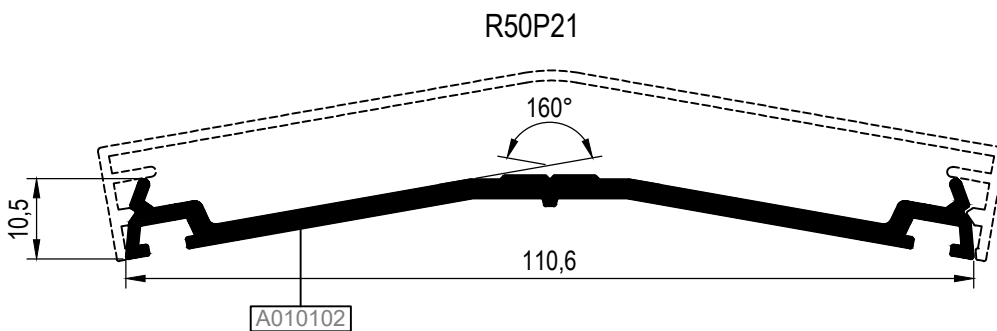
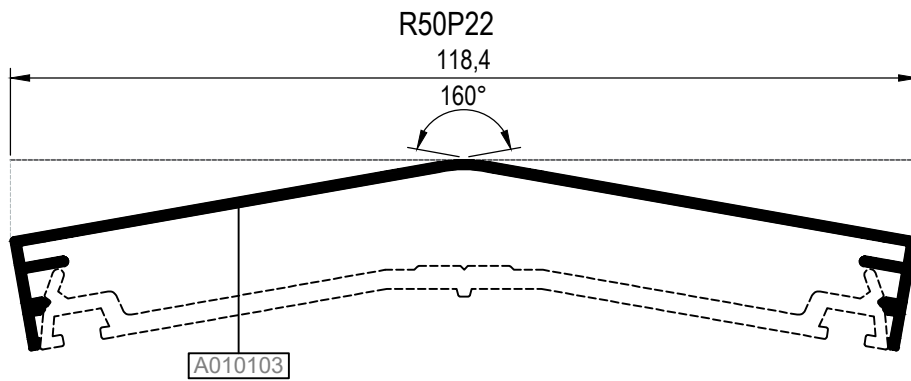
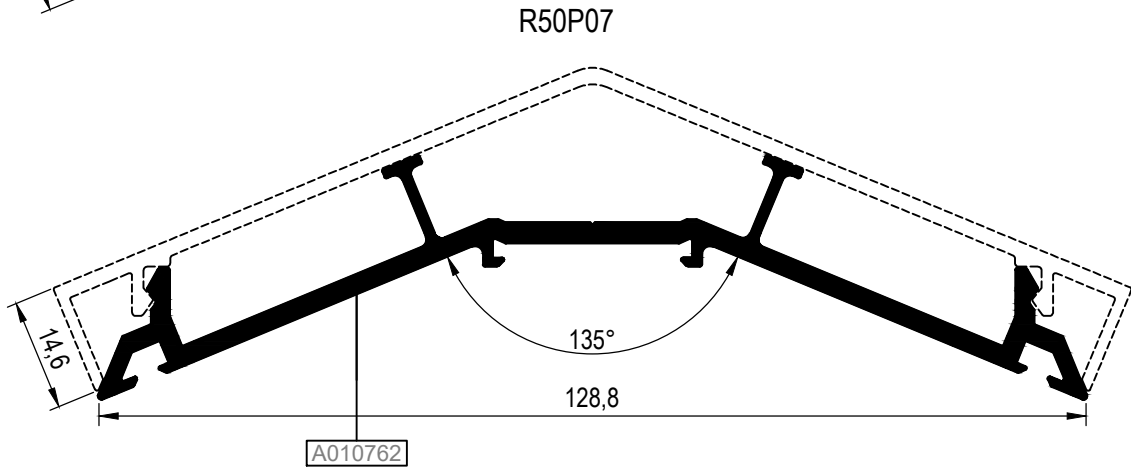
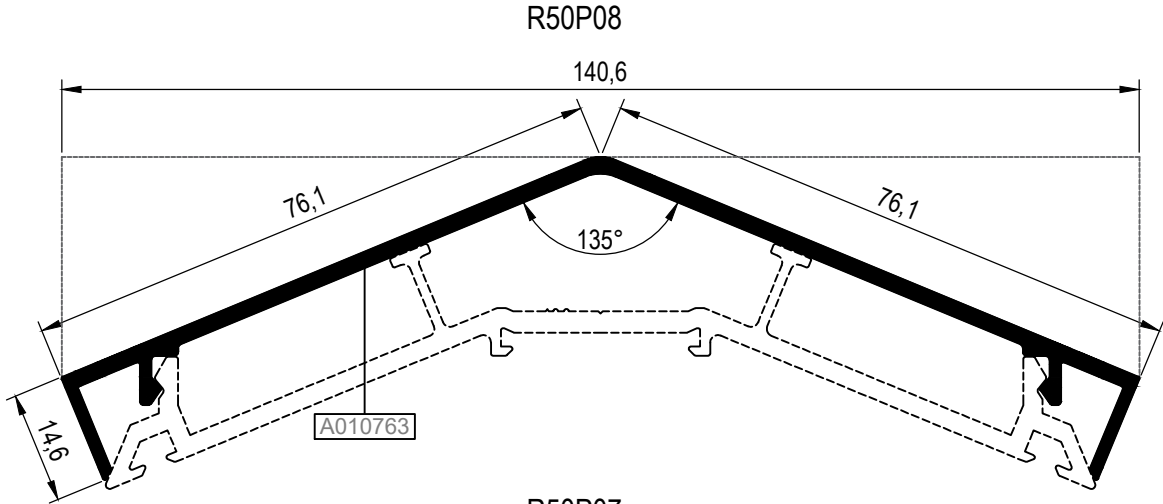
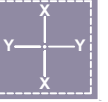
R50P52



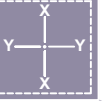
KOD / CODE	AĞIRLIK (kg/m) / WEIGHT	L m	KOD / CODE	AĞIRLIK (kg/m) / WEIGHT	L m
R50P11	0,526	6			
R50P12	0,704	6			
----	----	6			



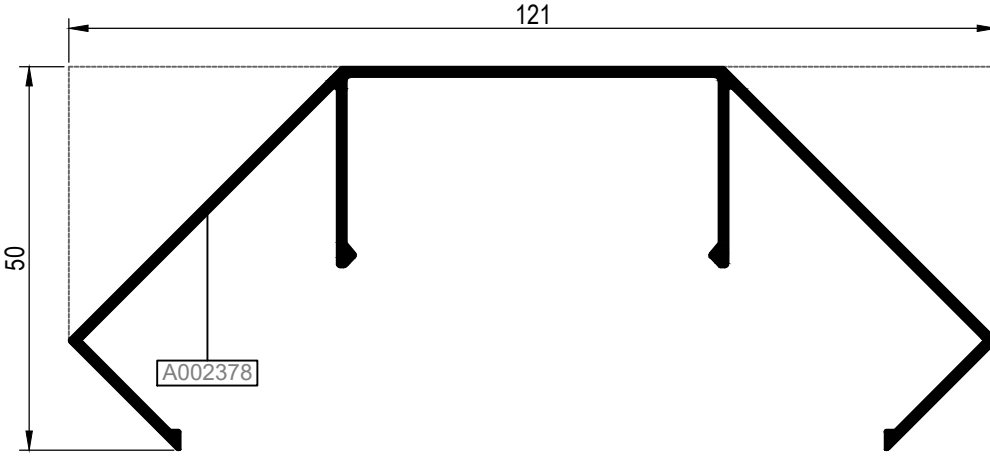
KOD / CODE	AĞIRLIK (kg/m) / WEIGHT	L m	KOD / CODE	AĞIRLIK (kg/m) / WEIGHT	L m
R50P08	0,994	6			
R50P07	1,270	6			
R50P22	0,580	6			
R50P21	0,872	6			



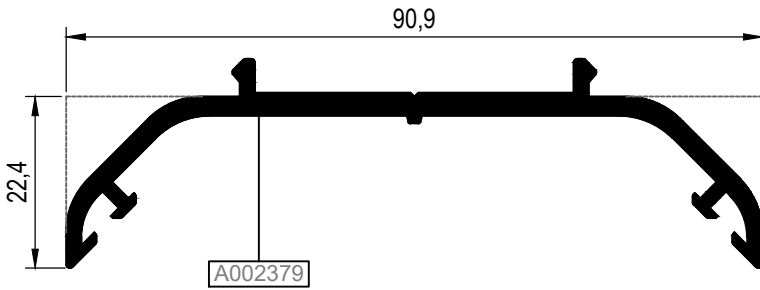
KOD / CODE	AĞIRLIK (kg/m) / WEIGHT	L m	KOD / CODE	AĞIRLIK (kg/m) / WEIGHT	L m
R50P13	0,848	6			
R50P14	0,944	6			
R50A02	0,803	6			



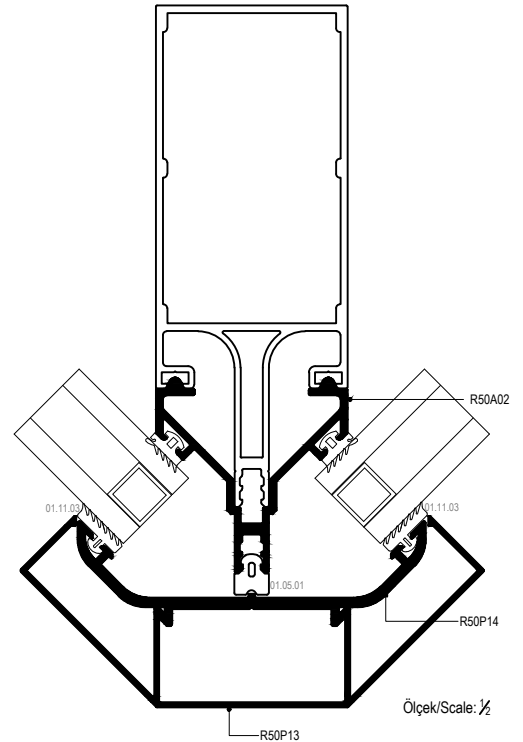
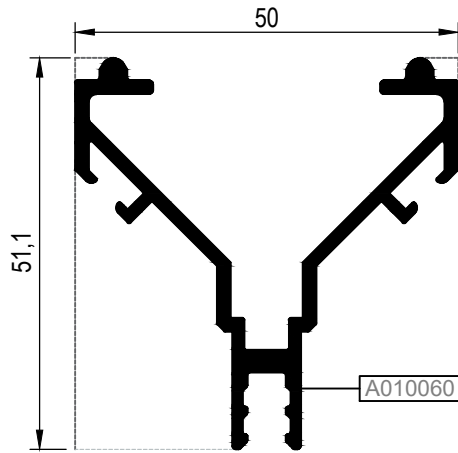
R50P13



R50P14




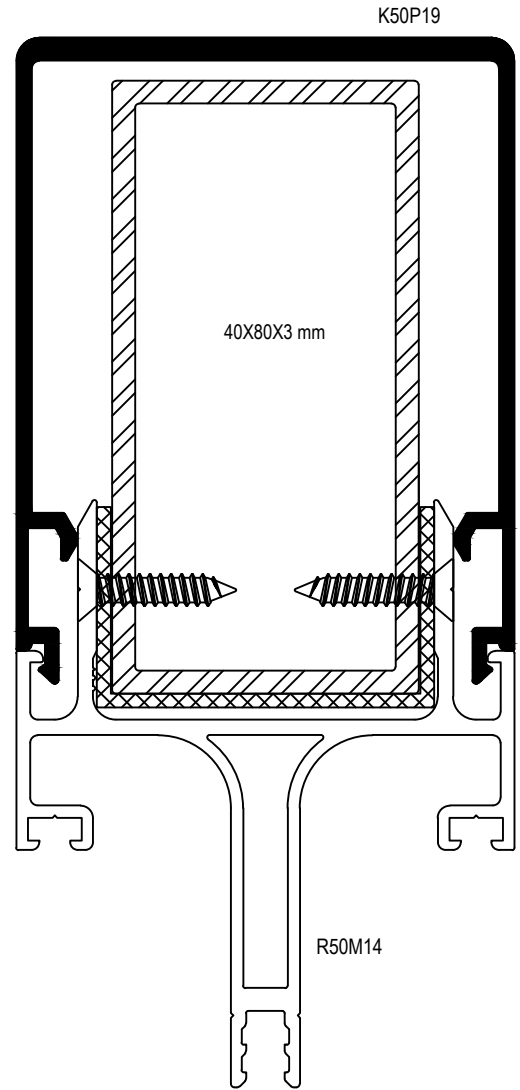
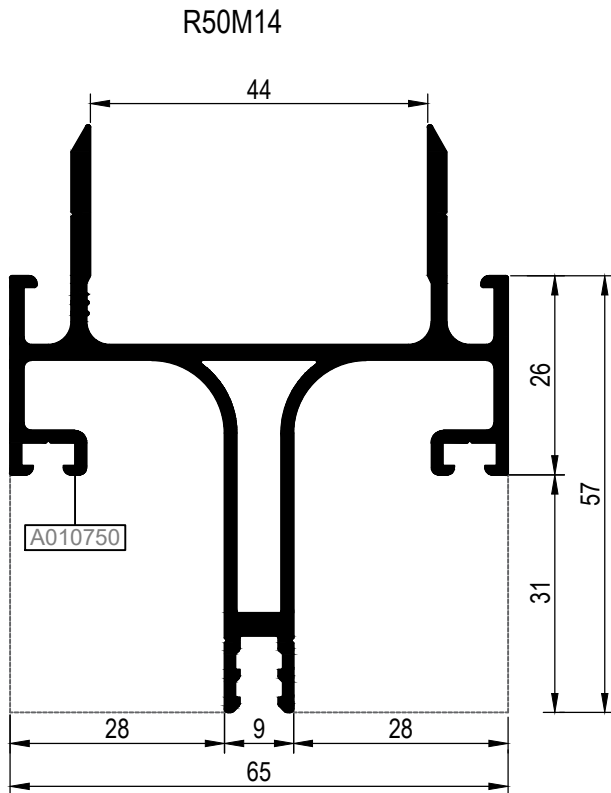
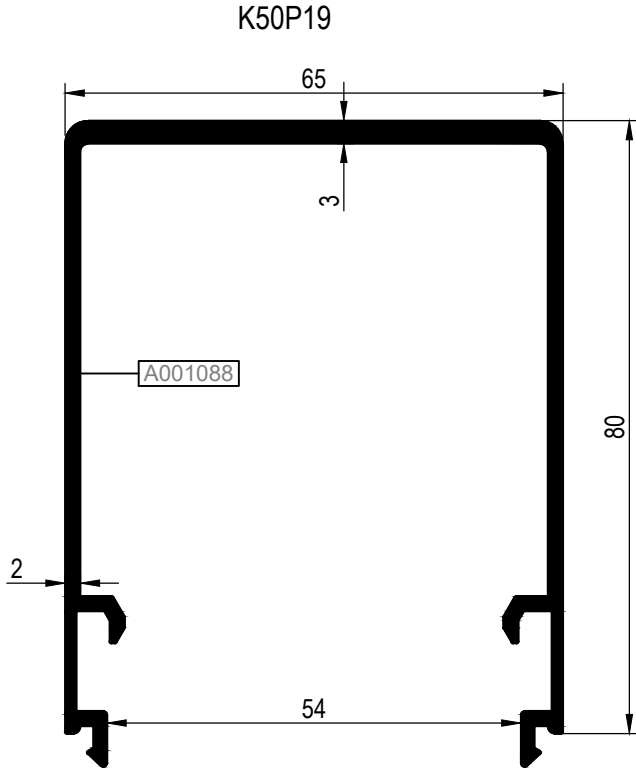
R50A02



ÇELİK TAKVİYELİ DÜŞEY PROFİLLER  
MULLION PROFILES WITH STEEL REINFORCEMENT


R50

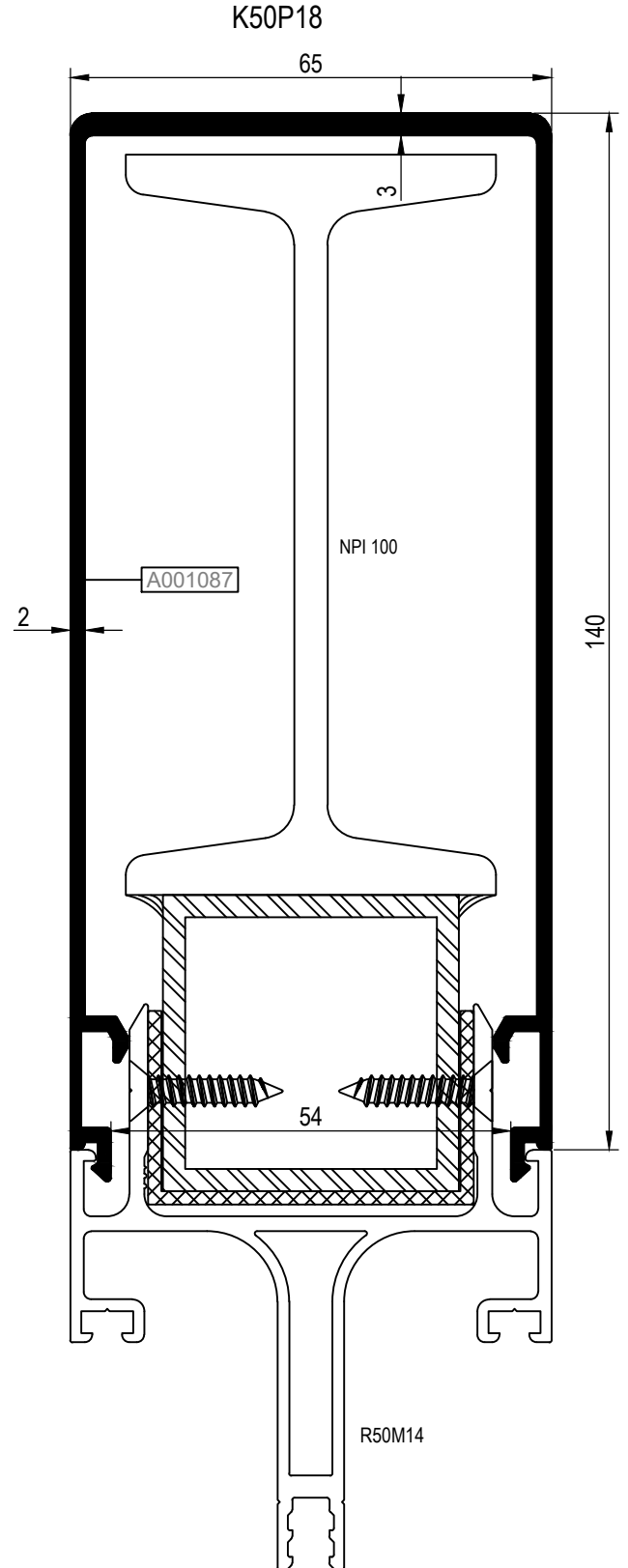
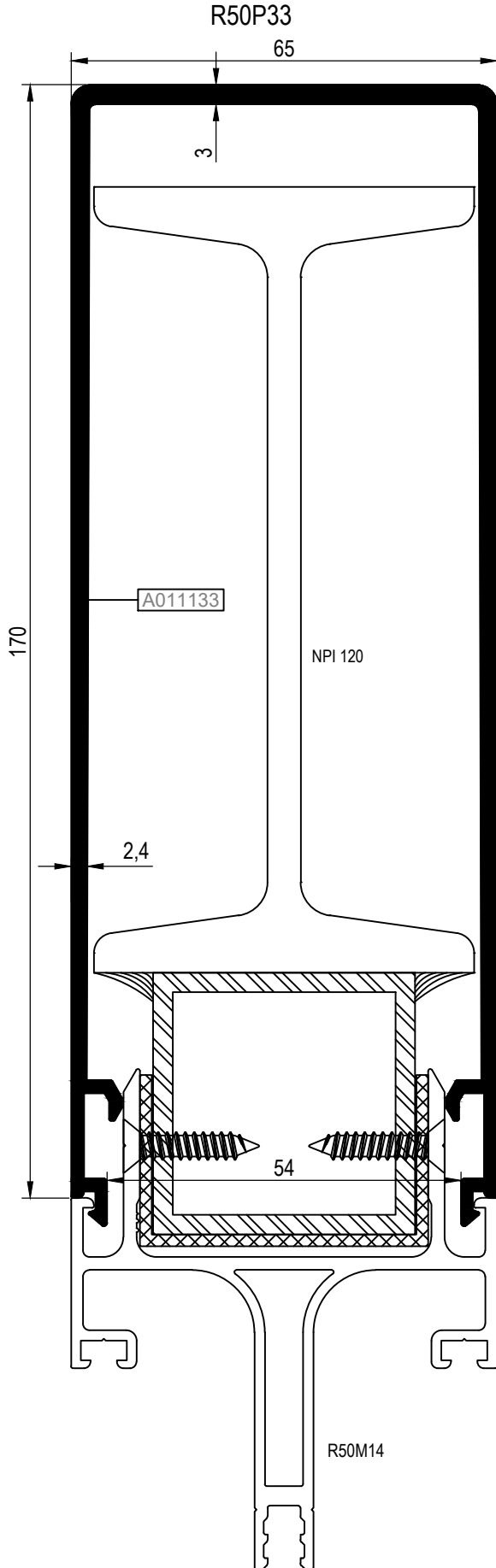
KOD / CODE	AĞIRLIK (kg/m) / WEIGHT	Jxx cm4	Jyy cm4	Wx cm3	Wy cm3	L m	
K50P19	1,336	39,60	39,154	----	----	6	
R50M14	1,555	16,928	24,136	----	----	6	

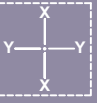


ÇELİK TAKVİYELİ DÜŞEY PROFİLLER  
MULLION PROFILES WITH STEEL REINFORCEMENT

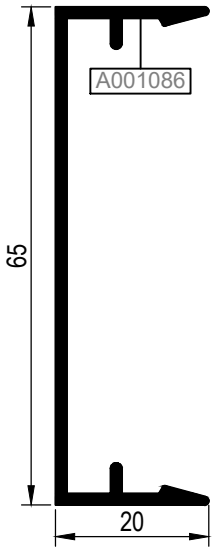
R50

KOD / CODE	AĞIRLIK (kg/m) / WEIGHT	Jxx cm4	Jyy cm4	Wx cm3	Wy cm3	L m	
R50P33	2,997	377,117	96,78	----	----	6	
K50P18	2,313	193,524	70,34	----	----	6	

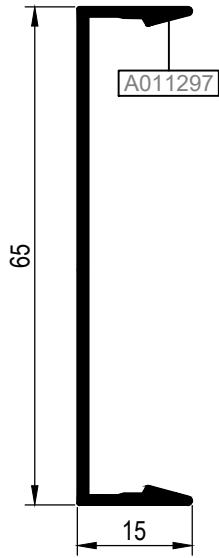


KOD / CODE	AĞIRLIK (kg/m) / WEIGHT	Jxx cm4	Jyy cm4	Wx cm3	Wy cm3	L m	
K50P20	0,901	23,208	6,897	----	----	6	
R50P04	0,455	----	----	----	----	6	
R50P05	0,566	----	----	----	----	6	
R50P35	0,380	----	----	----	----	6	
R50T08	1,422	14,893	22,453	----	----	6	
R50C08	0,187	----	----	----	----	6	

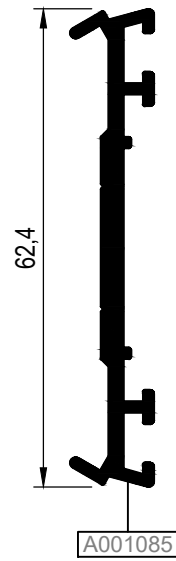
R50P04



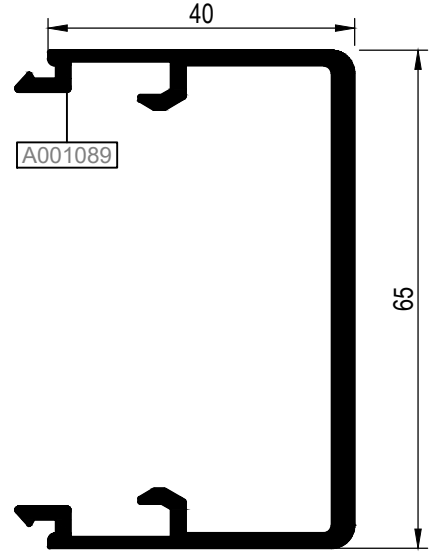
R50P35



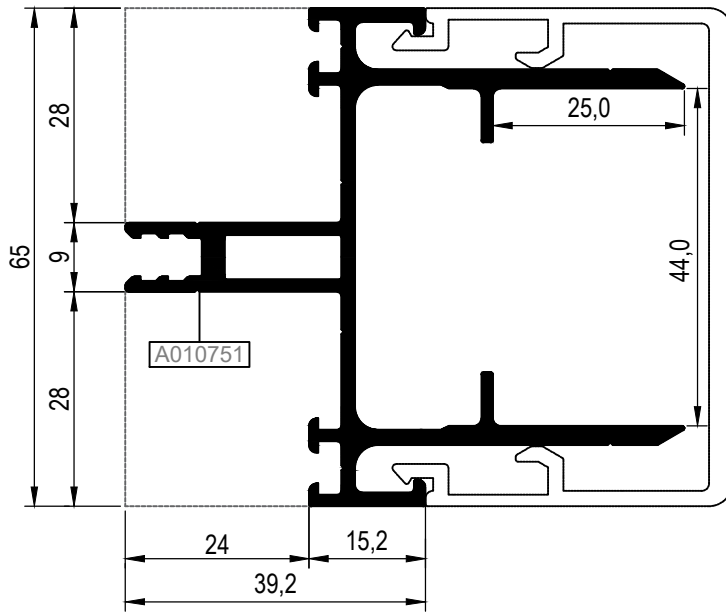
R50P05



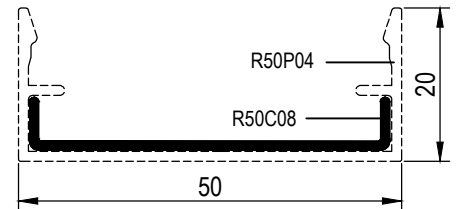
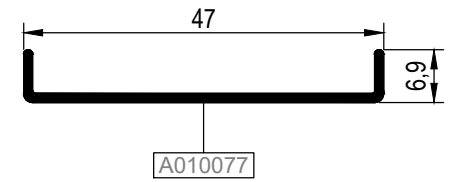
K50P20




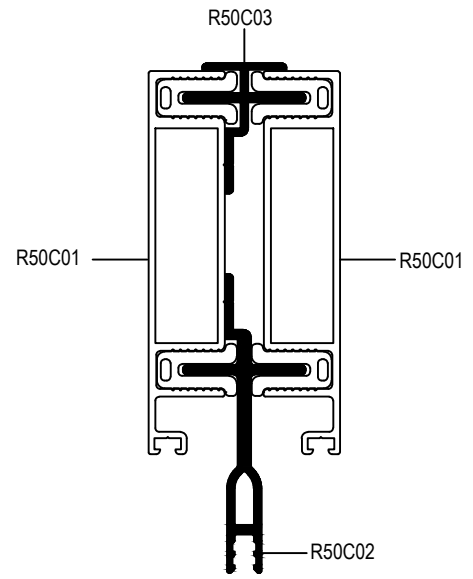
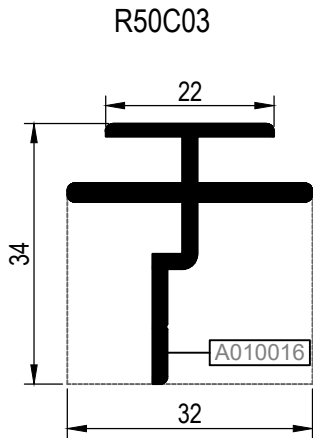
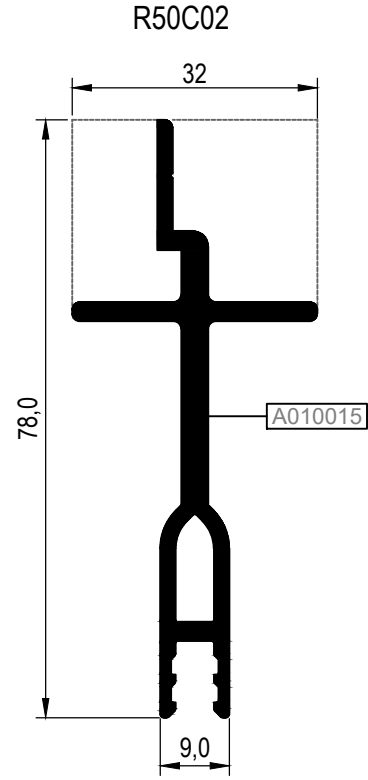
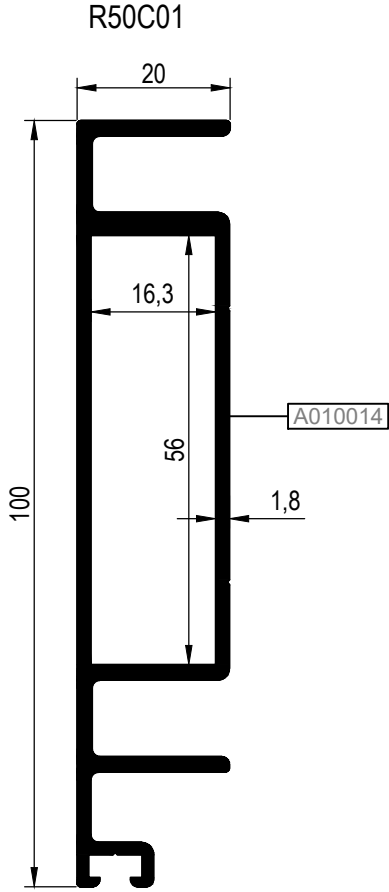
R50T08



R50C08



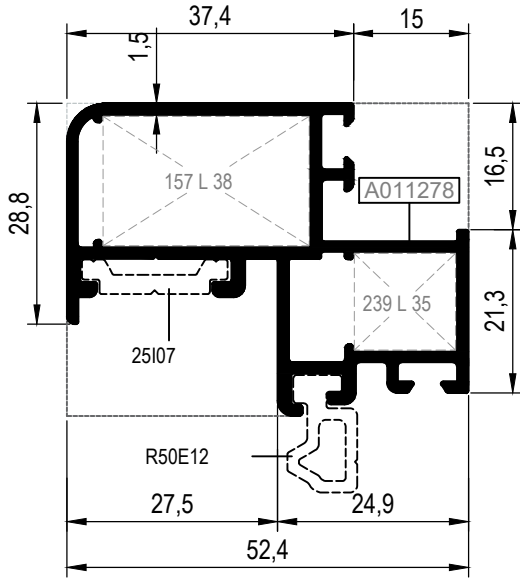
KOD / CODE	AĞIRLIK (kg/m) / WEIGHT	Jxx cm <sup>4</sup>	Jyy cm <sup>4</sup>	Wx cm <sup>3</sup>	Wy cm <sup>3</sup>	L m	
R50C01	1,268	44,462	2,714	----	----	6	
R50C02	0,960	14,529	0,849	----	----	6	
R50C03	0,495	1,299	0,852	----	----	6	



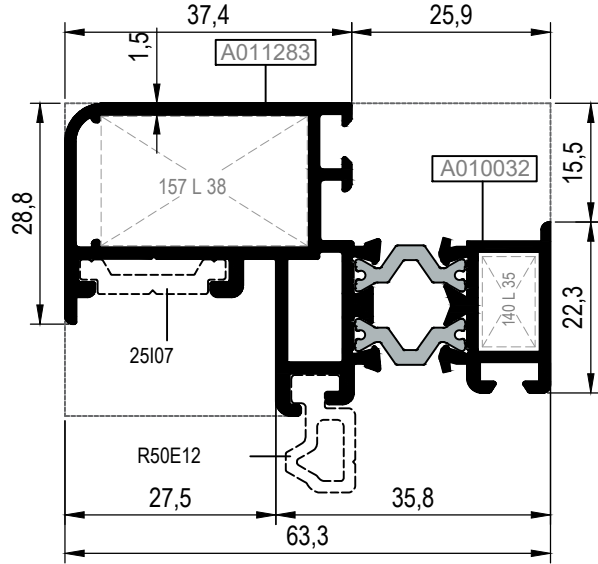
Ölçek/Scale: 1/2

KOD / CODE	AĞIRLIK (kg/m) / WEIGHT	Jxx cm4	Jyy cm4	Wx cm3	Wy cm3	L m	
R50V26	0,927	8,680	4,852	----	----	6	
AR50V27	1,223	10,872	5,245	----	----	6	
AR50V32	0,949	8,182	1,419	----	----	6	

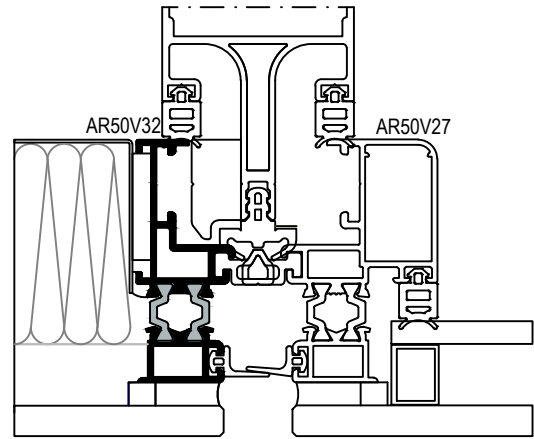
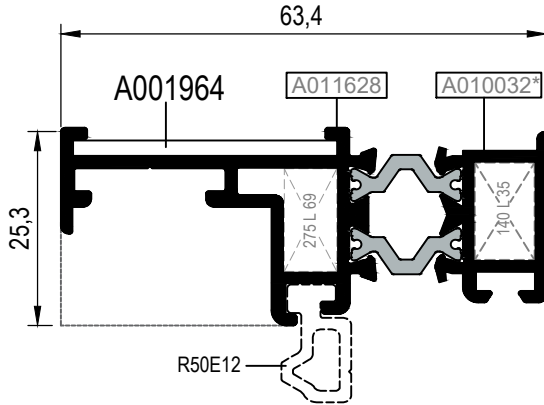
R50V26\*



AR50V27\*



AR50V32\*  
(R50 V 27 ile)




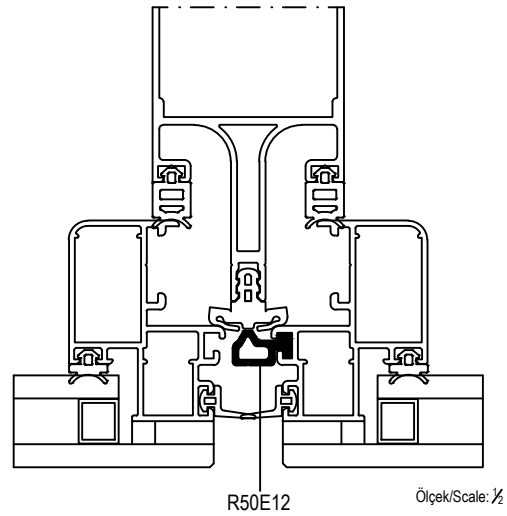
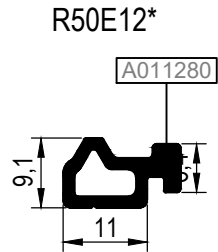
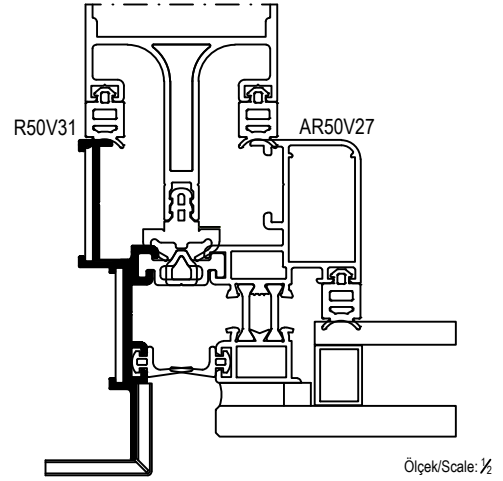
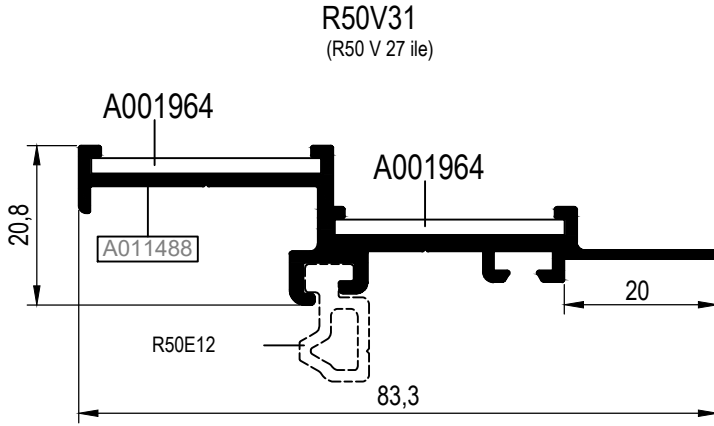
Ölçek/Scale: 1/2

\*R50V26-AR50V27- AR50V32 KODLU PROFİLLER BONDİNG İŞLEMİNE UYGUN ÖZEL ELOKSALLI SİPARİŞ EDİLMELİDİR.  
TOZBOYALI KULLANIMLAR İÇİN BONDİNG İŞLEMİNİN TOZ BOYAYA UYGUN KOŞULLARDA YAPILABİLİRLİĞİ KONTROL EDİLMELİDİR.


\*THE PROFILES R50V26-AR50V27-AR50V32 MUST BE ORDERED WITH SPECIAL ANODIZED SUITABLE FOR BONDING PROCESS.  
THE FEASIBILITY OF THE BONDING PROCESS FOR POWDER COATING APPLICATIONS MUST BE VERIFIED UNDER CONDITIONS SUITABLE FOR POWDER COATING.

Nr	L m	KESİM ÖLÇÜSÜ CUTTING SIZE	AKS. KODU ACS. CODE	
R50V26	A011278	25L38 (A002074)	27,0 mm	157 L 38
		25L35 (A010076)	13,8 mm	239 L 35
AR50V27	A011283	25L38 (A002074)	27,0 mm	157 L 38
	A010032	25L35 (A010076)	7,8 mm	140 L 35
AR50V32	A011628	25L69 (A011097)	6,8 mm	275 L 69
	A010032	25L35 (A010076)	7,8 mm	140 L 35

KOD / CODE	AĞIRLIK (kg/m) / WEIGHT	Jxx cm4	Jyy cm4	Wx cm3	Wy cm3	L m	
R50V31	0,641	10,510	0,354	----	----	6	
R50E12	0,189	----	----	----	----	6	



\*R50E12 MAX. 20 CM.'DE BİR 5 CMLİK PARÇALAR HALİNDE KULLANILMALIDIR.  
THE PROFILE R50E12 SHOULD BE USED 5 CM LENGHT IN EVERY 20 CM DISTANCE.

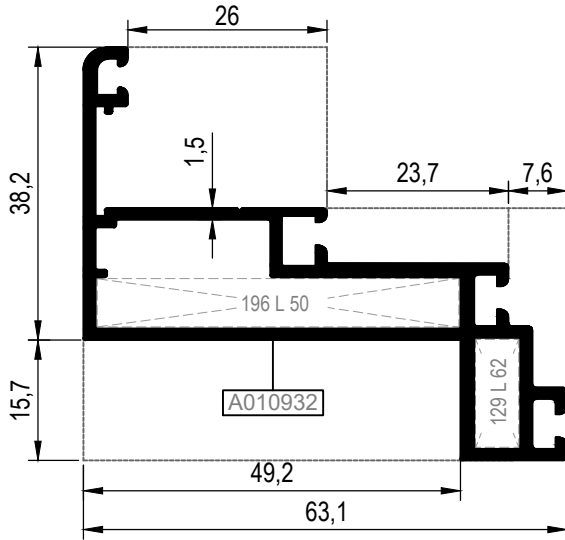
Nr		KESİM ÖLÇÜSÜ CUTTING SIZE	AKS. KODU ACS. CODE
R50V31	A001964 (40x40x2 L)	30,0 mm	----
	A001964 (40x40x2 L)	30,0 mm	----

KAPAKLI CEPHE KASA PROFİLLERİ  
FRAME PROFILES FOR CURTAIN WALL WITH CAP

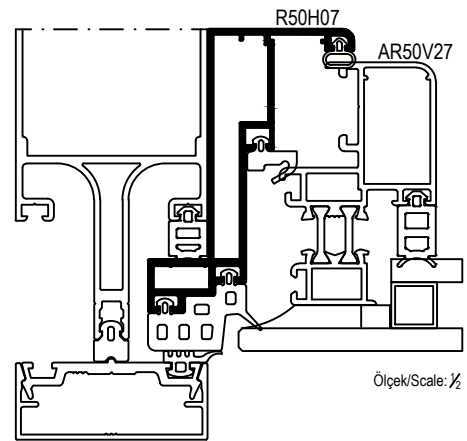
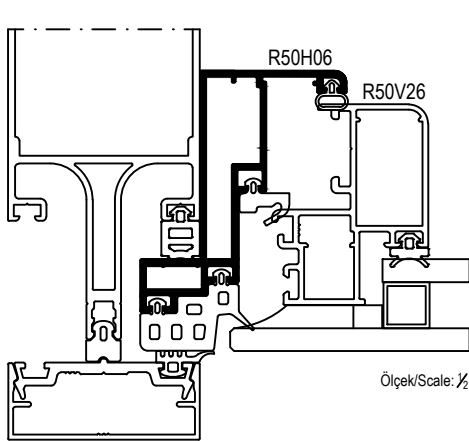
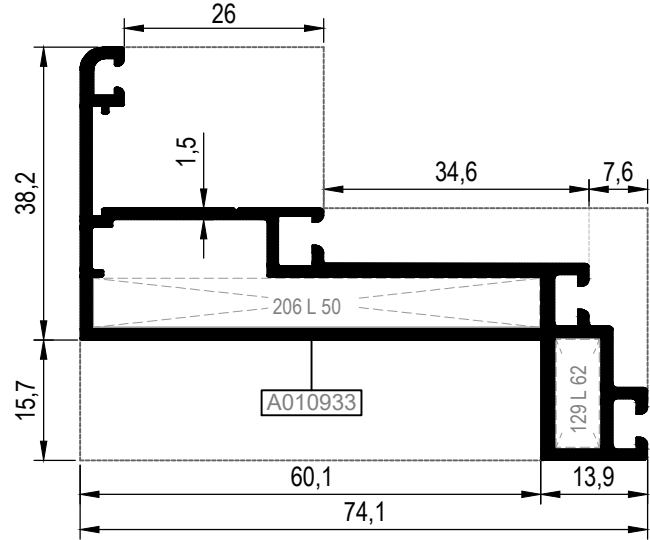
R50


KOD / CODE	AĞIRLIK (kg/m) / WEIGHT	Jxx cm4	Jyy cm4	Wx cm3	Wy cm3	L m	
R50H06	1,012	17,114	5,870	----	----	6	
R50H07	1,110	26,189	5,939	----	----	6	

R50H06



R50H07



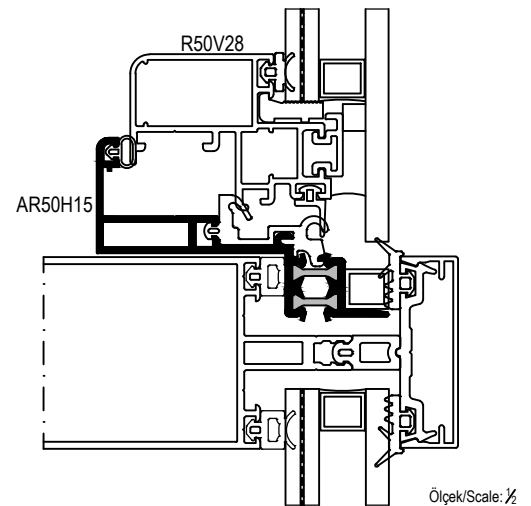
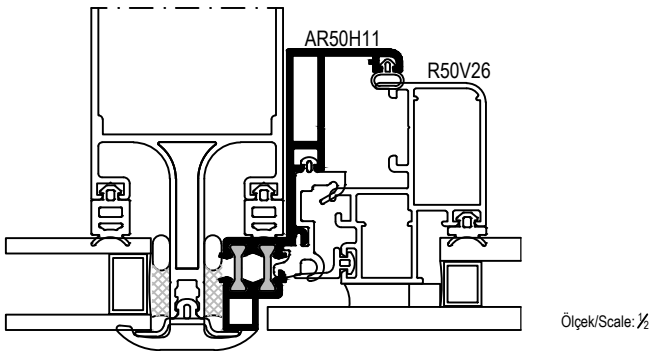
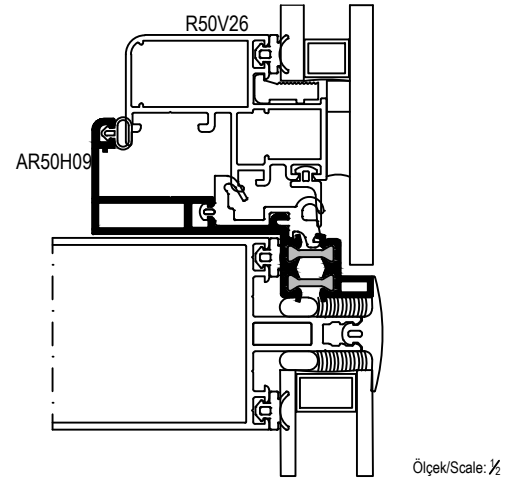
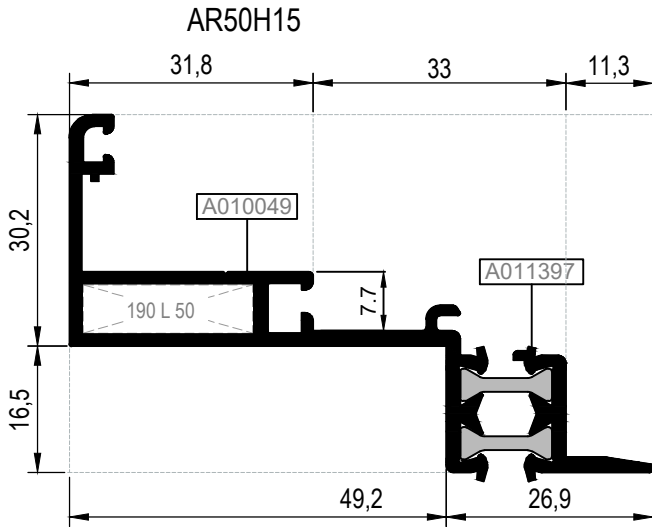
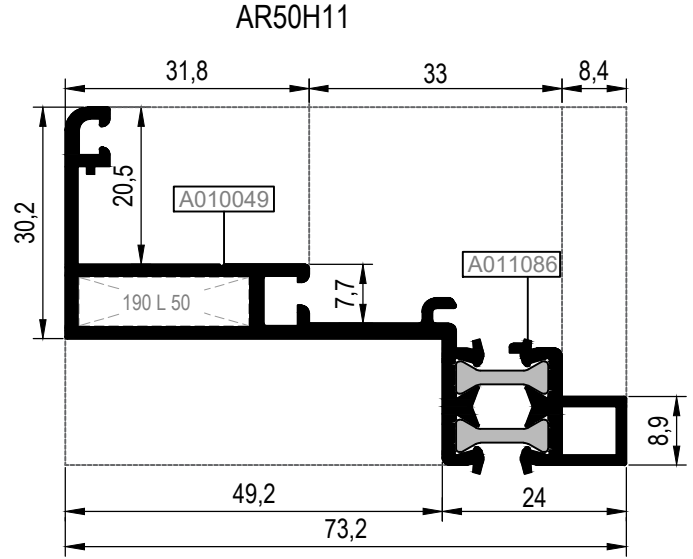
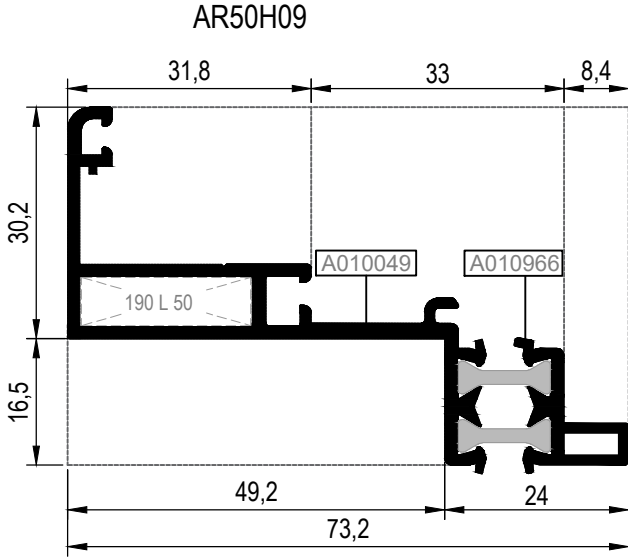
Nr	 L m	KESİM ÖLÇÜSÜ CUTTING SIZE	AKS. KODU ACS. CODE
R50H06	A010932	25L50 (A010838)	196 L 50
		25L62 (A002442)	129 L 62
R50H07	A010933	25L50 (A010838)	206 L 50
		25L62 (A002442)	129 L 62

# YARI KAPAKLI CEPHE KASA PROFİLLERİ

## FRAME PROFILES FOR TWO SIDE CURTAIN WALL

# R50

KOD / CODE	AĞIRLIK (kg/m) / WEIGHT	Jxx cm <sup>4</sup>	Jyy cm <sup>4</sup>	Wx cm <sup>3</sup>	Wy cm <sup>3</sup>	L m	
AR50H09	1,024	14,837	4,391	----	----	6	
AR50H11	1,036	15,343	4,371	----	----	6	
AR50H15	1,008	14,374	4,065	----	----	6	

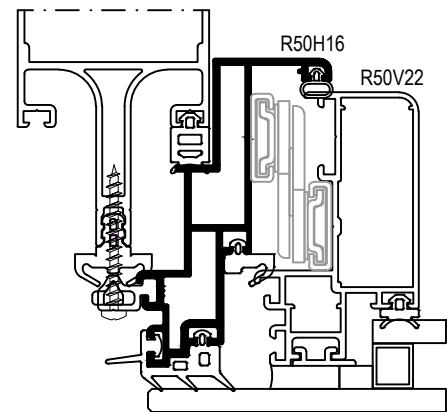
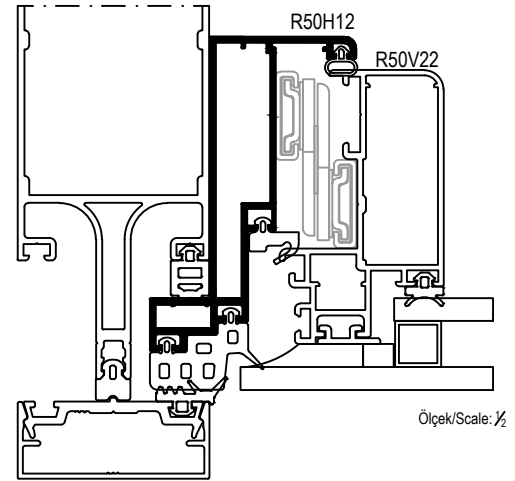
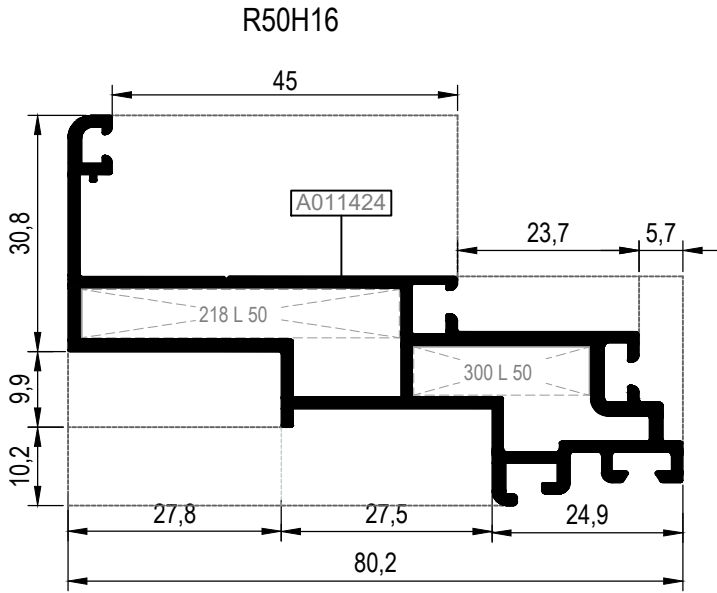
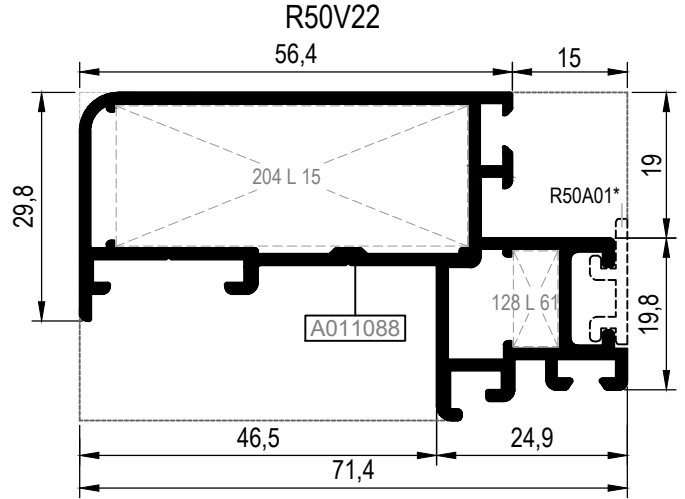
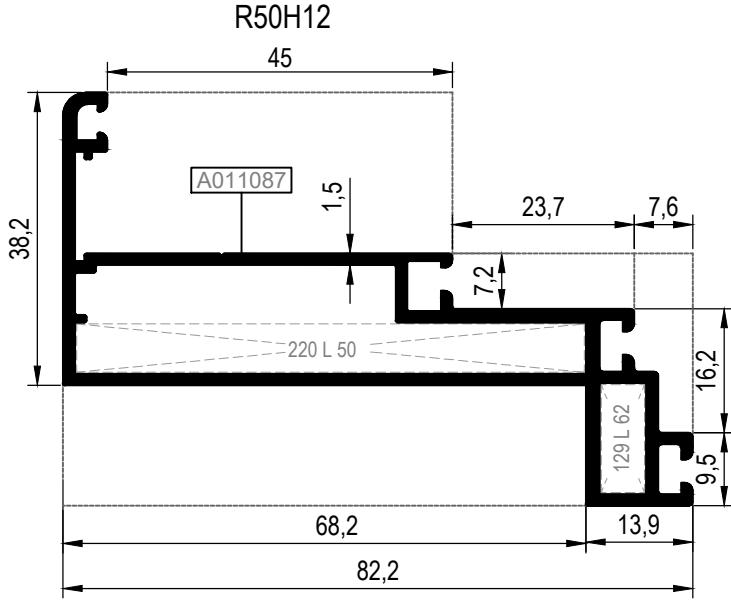


Nr	L m	KESİM ÖLÇÜSÜ CUTTING SIZE	AKS. KODU ACS. CODE
AR50H09	A010049 25L50 (A010838)	22,2 mm	190 L 50
AR50H11	A010049 25L50 (A010838)	22,2 mm	190 L 50
AR50H15	A010049 25L50 (A010838)	22,2 mm	190 L 50

PARALEL AÇILIM KASA-KANAT PROFİLLERİ  
FRAME & VENT PROFILES FOR PARALLEL OPENNING

R50

KOD / CODE	AĞIRLIK (kg/m) / WEIGHT	Jxx cm <sup>4</sup>	Jyy cm <sup>4</sup>	Wx cm <sup>3</sup>	Wy cm <sup>3</sup>	L m	
R50H12	1,165	33,975	6,243	----	----	6	
R50H16	1,196	28,947	5,449	----	----	6	
R50V22	1,112	19,984	6,374	----	----	6	

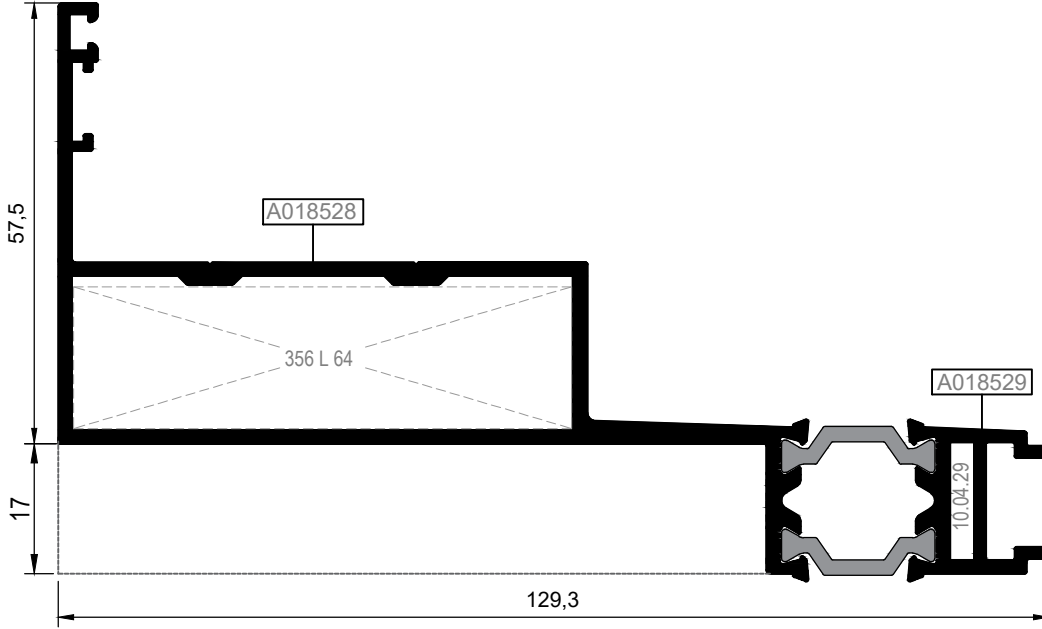


\*R50A01 KODLU PROFİLLER BONDING İŞLEMİNE UYGUN ÖZEL ELOKSALLI SİPARİŞ EDİLMELİDİR.  
THE PROFILE R50A01 MUST BE ORDERED WITH SPECIAL ANODIZED SUITABLE FOR BONDING PROCESS.

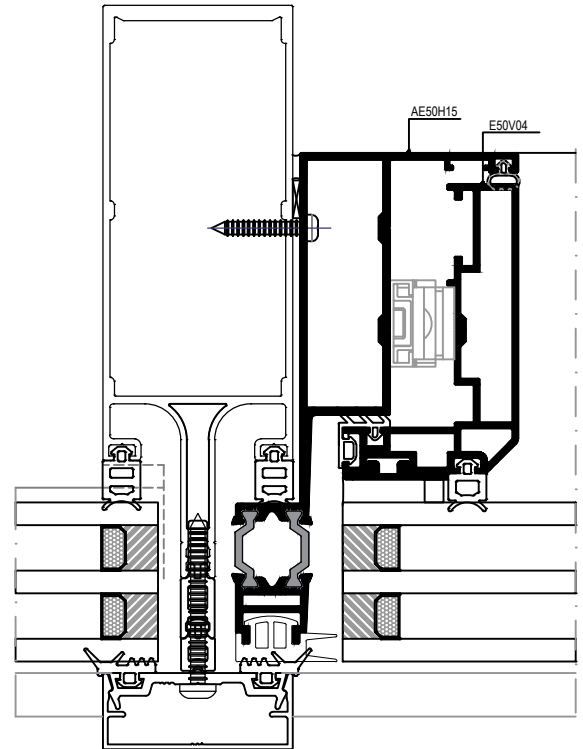
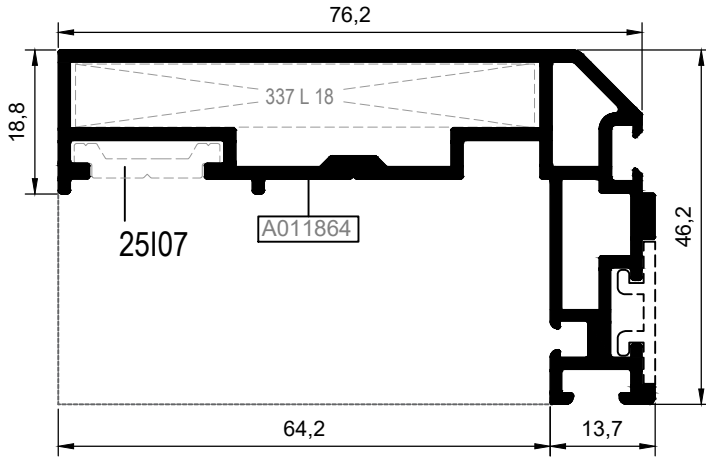
Nr		L m	KESİM ÖLÇÜSÜ CUTTING SIZE	AKS. KODU ACS. CODE
R50H12	A011087	25L50 (A010838)	66,2 mm	220 L 50
		25L62 (A002442)	5,7 mm	129 L 62
R50H16	A011424	25L50 (A010838)	41,5 mm	218 L 50
		25L50 (A010838)	22,9 mm	300 L 50
R50V22	A011088	25L15 (A002060)	45,9 mm	204 L 15
		25L61 (A001034)	5,9 mm	128 L 61

KOD / CODE	AĞIRLIK (kg/m) / WEIGHT	Jxx cm <sup>4</sup>	Jyy cm <sup>4</sup>	Wx cm <sup>3</sup>	Wy cm <sup>3</sup>	L m	
AE50H15	1,994	18,803	108,737	3,866	15,195	6	
E50V04	1,343	8,276	31,429	2,706	6,591	6	

AE50H15



E50V04\*



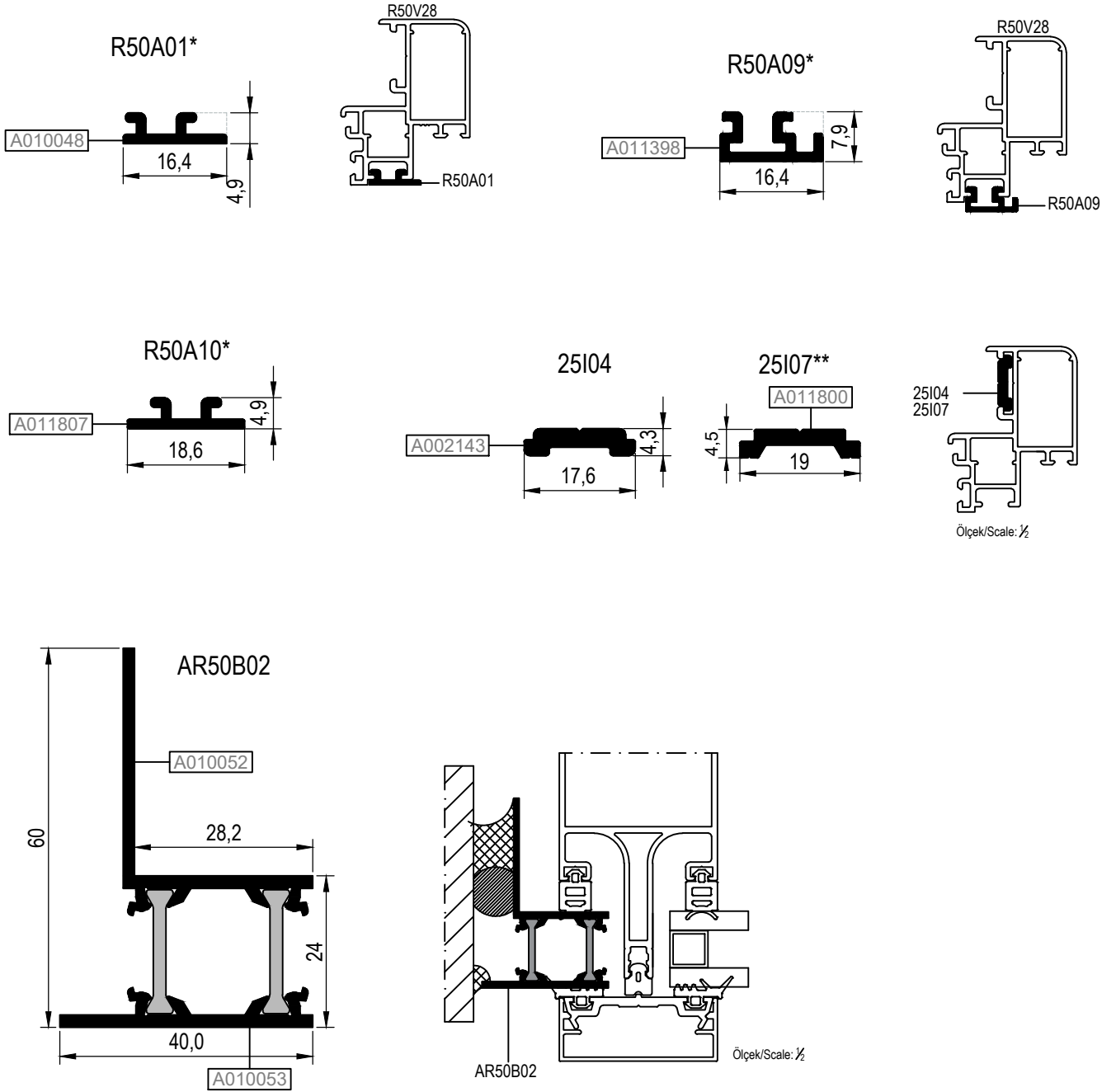
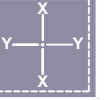
\*E50V04 KANAT PROFİLİ, DERİNLİĞİ MİN. 86 MM YATAY PROFİL İLE BİRLİKTE KULLANILMALIDIR.

E50V04 VENT PROFILE, SHOULD BE USED WITH THE TRANSOM PROFILE WHICH FRAME DEPTH IS MİN. 86 MM DIMENSION.

Ölçek/Scale: 1/2

Nr	L m	KESİM ÖLÇÜSÜ CUTTING SIZE	AKS. KODU ACS. CODE
AE50H15	A018528	25L64 (A010028)	356 L 64
	A018529	10.04.29	----
E50V04	A011864	25L18 (A002164)	337 L 18

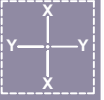
KOD / CODE	AĞIRLIK (kg/m) / WEIGHT	L m	KOD / CODE	AĞIRLIK (kg/m) / WEIGHT	L m
R50A01	0,105	6	25I04	0,153	6
R50A09	0,160	6	25I07	0,143	6
R50A10	0,116	6			
AR50B02	0,824	6			



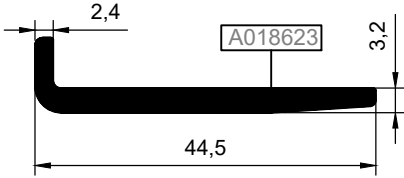
\*R50A01-R50A09-R50A10 KODLU PROFİLLER BONDING İŞLEMİNE UYGUN ÖZEL ELOKSALLI SİPARİŞ EDİLMELİDİR.  
THE PROFILES R50A01-R50A09-R50A10 MUST BE ORDERED WITH SPECIAL ANODIZED SUITABLE FOR BONDING PROCESS.

\*\*GİESSE KOL VE KİLİTLEME AKSESUARLARI SADECE 25I07 TİJ PROFİLİ İLE KULLANILMALIDIR.  
GİESSE HANDLE AND LOCKING ACCESSORIES SHOULD BE USED WITH ONLY 25I07 ROD PROFILE.

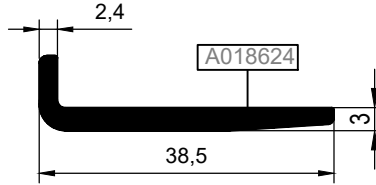
KOD / CODE	AĞIRLIK (kg/m) / WEIGHT	L m	KOD / CODE	AĞIRLIK (kg/m) / WEIGHT	L m
E50S10	0,405	6	R50S06	0,457	6
E50S11	0,333	6	E50S05	0,568	6
R50S01	0,207	6	E50S06	0,525	6
R50S04	0,481	6	E50S08	0,594	6
R50S05	0,252	6	E50S09	0,636	6



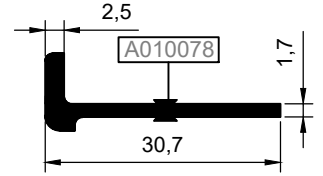
E50S10



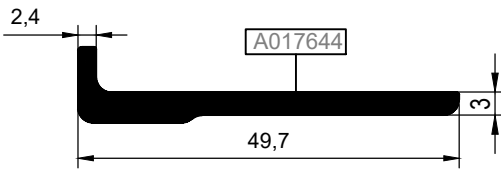
E50S11



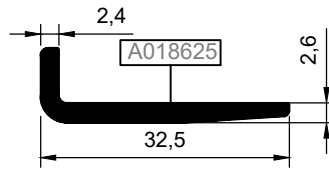
R50S01



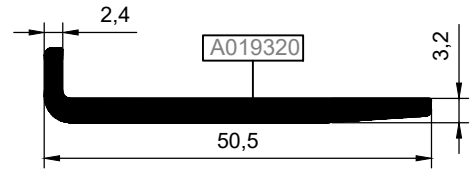
R50S04



R50S05



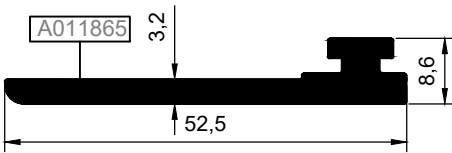
R50S06



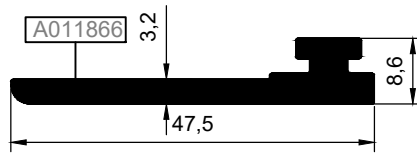
CAM ÜNİTESİ TOPLAM KALINLIK TOTAL GLASS THICKNESS	CAM TAKOZU GLASS SUPPORT	MAKS. CAM AĞIRLIĞI MAX. GLASS WEIGHT
22-26 mm	R50S05	350 kg
28-32 mm	E50S11	335 kg
34-38 mm	E50S10	320 kg
40-44 mm	R50S06	300 kg

\*FARKLI CAM AĞIRLIKLARI İÇİN LÜTFEN TEKNİK OFİS İLE İLETİŞİME GEÇİNİZ.  
PLEASE CONTACT THE TECHNICAL OFFICE FOR DIFFERENT GLASS WEIGHTS.

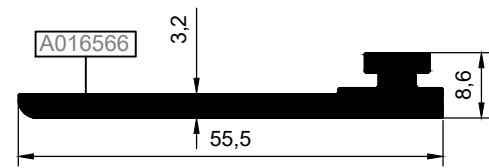
E50S05



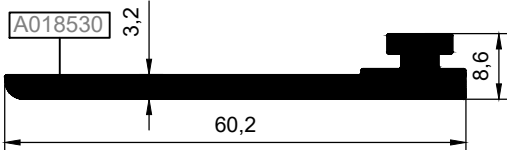
E50S06



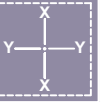
E50S08



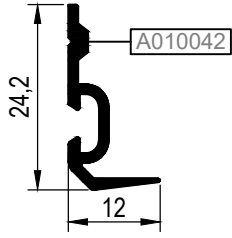
E50S09



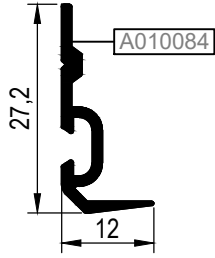
KOD / CODE	AĞIRLIK (kg/m) / WEIGHT	L m	KOD / CODE	AĞIRLIK (kg/m) / WEIGHT	L m
R50R01	0,158	6	R50R05	0,166	6
R50R02	0,169	6	R50R06	0,154	6
R50R03	0,111	6	R50R11	0,107	6
R50R04	0,181	6	R50R06	0,144	6



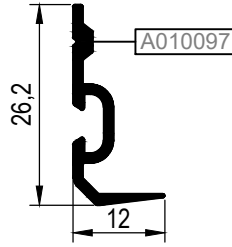
R50R01



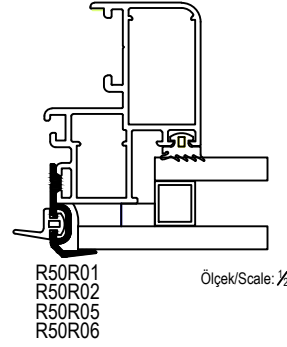
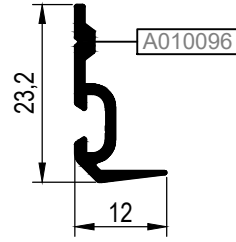
R50R02



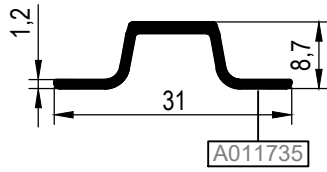
R50R05



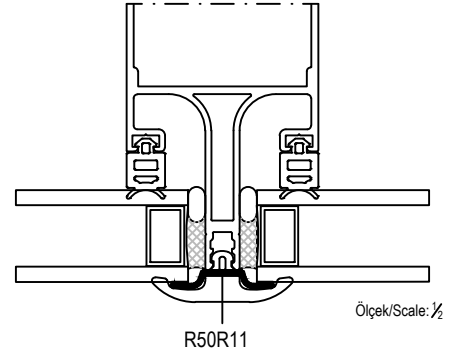
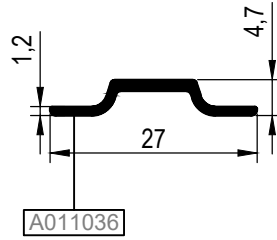
R50R06



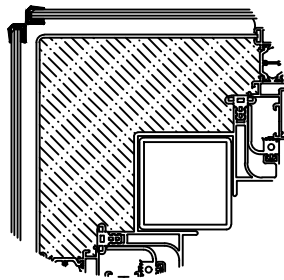
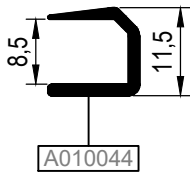
R50R06



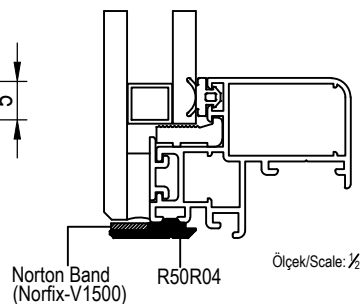
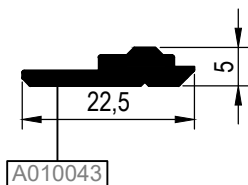
R50R11



R50R03



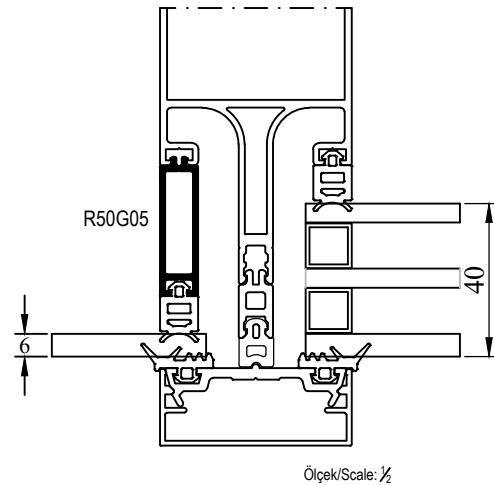
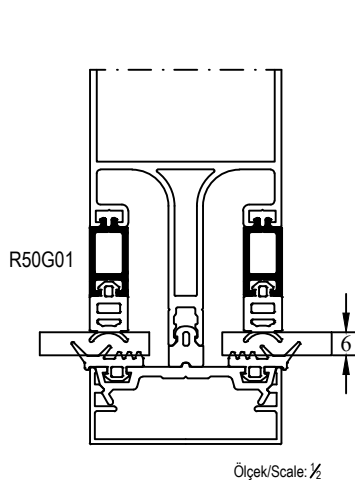
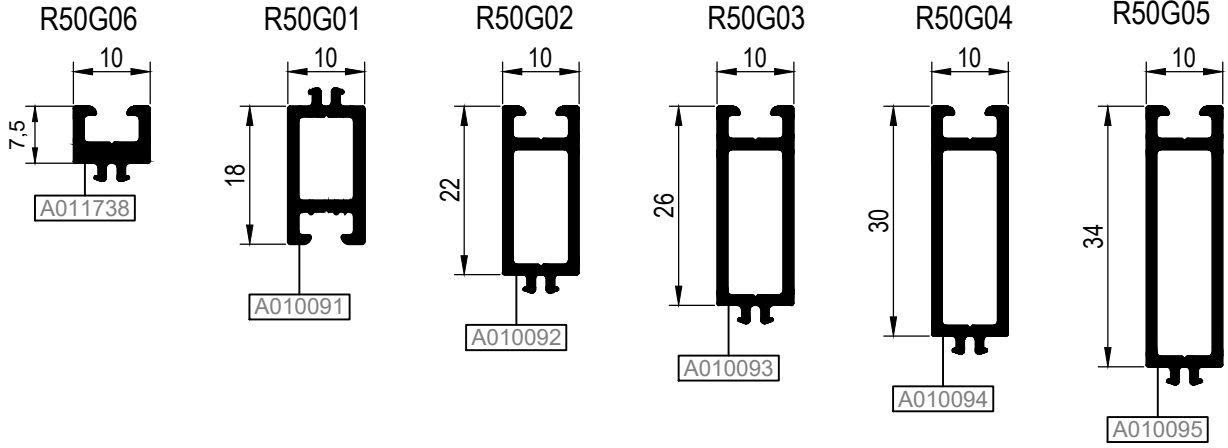
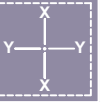
R50R04



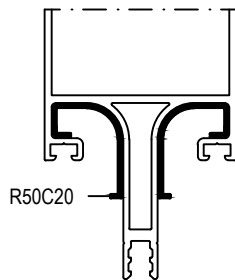
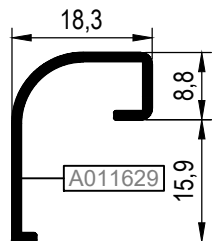
TEK CAM ÇITA PROFİLLERİ  
GLAZING BEAD PROFILES FOR SINGLE GLASS

R50

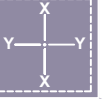
KOD / CODE	AĞIRLIK (kg/m) / WEIGHT	L m	KOD / CODE	AĞIRLIK (kg/m) / WEIGHT	L m
R50G01	0,219	6	R50G05	0,340	6
R50G02	0,249	6	R50G06	0,136	6
R50G03	0,280	6	R50C20	0,166	6
R50G04	0,310	6			



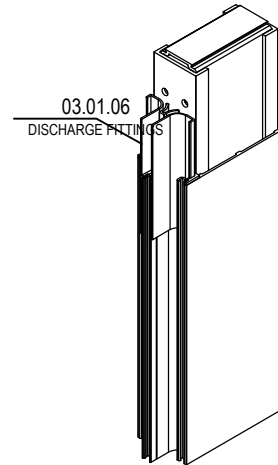
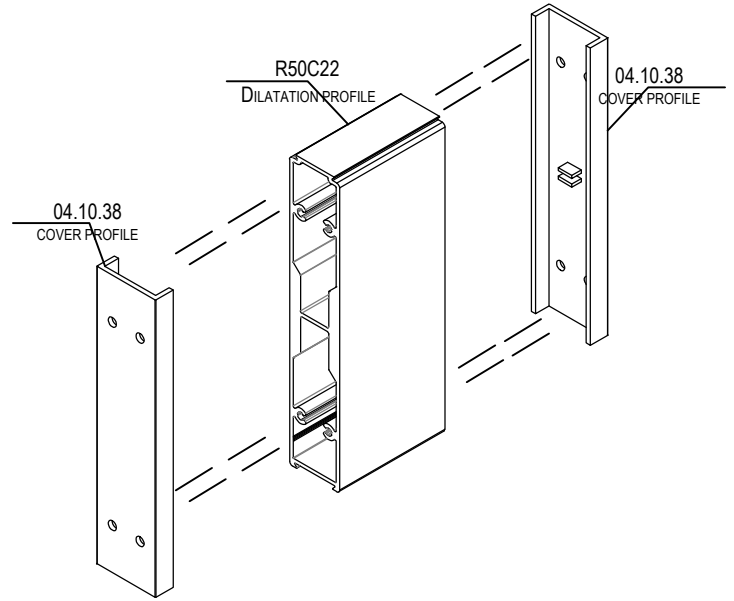
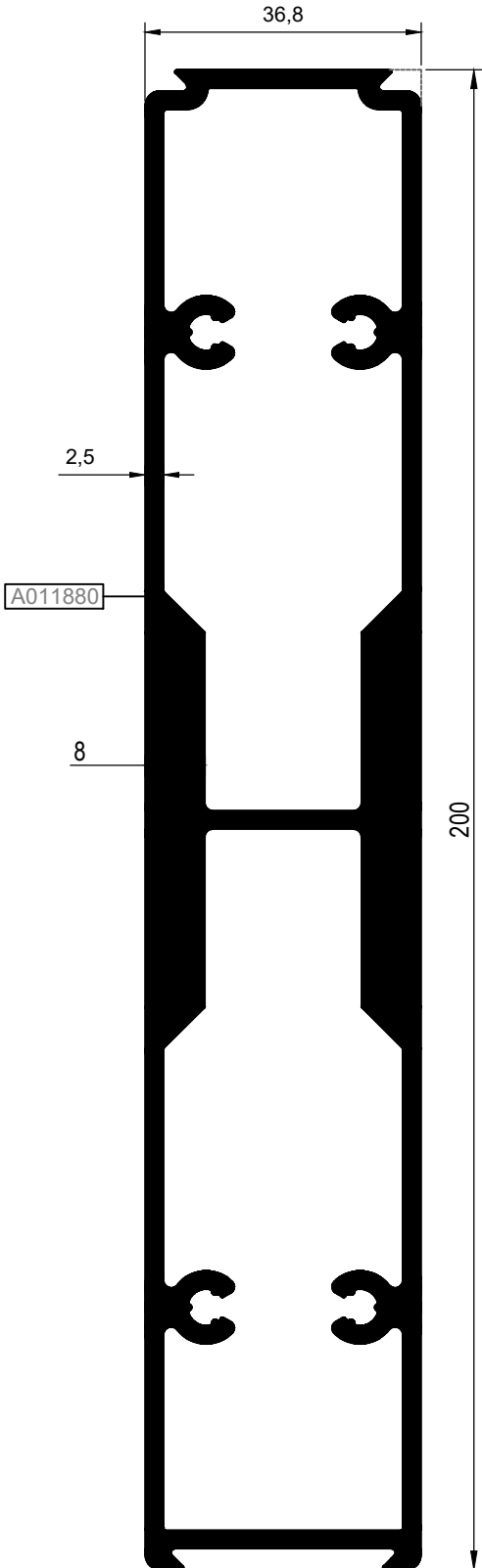
R50C20



KOD / CODE	AĞIRLIK (kg/m) / WEIGHT	L m	KOD / CODE	AĞIRLIK (kg/m) / WEIGHT	L m
R50C22	5,550	6			



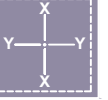
R50C22



\*04.10.38 VE 03.01.06 KODLU AKSESUARLAR İLE BİRLİKTE KULLANILACAKTIR.

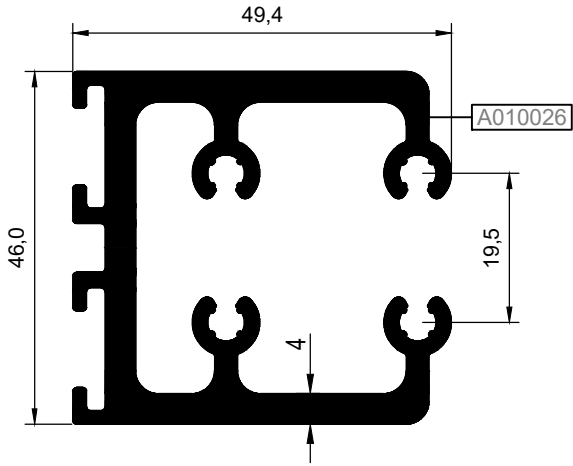
\*IT WILL BE USED WITH 04.10.38 & 03.01.06 ACCESSORIES.

KOD / CODE	AĞIRLIK (kg/m) / WEIGHT	L m	KOD / CODE	AĞIRLIK (kg/m) / WEIGHT	L m
R50C06	2,033	6			
R50C10	1,715	6			
R50C24	1,363	6			

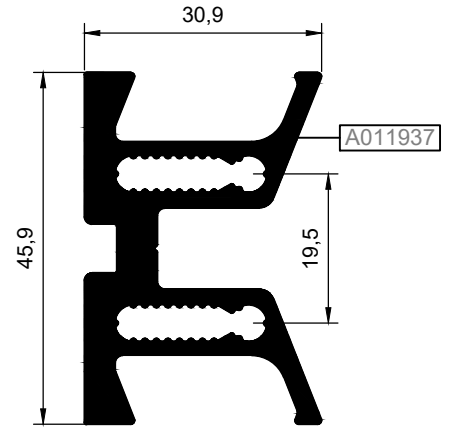


U BAĞLANTILAR / U CONNECTIONS

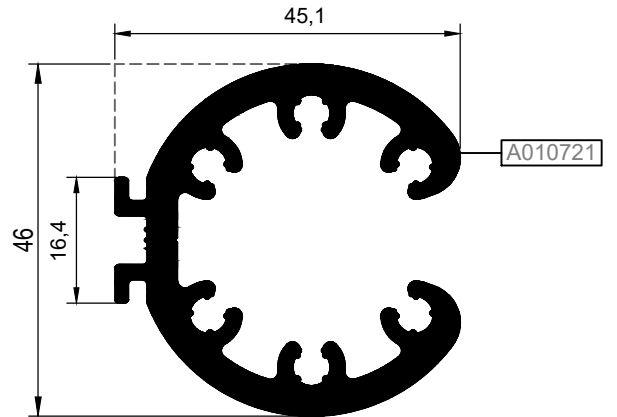
R50C06




R50C24



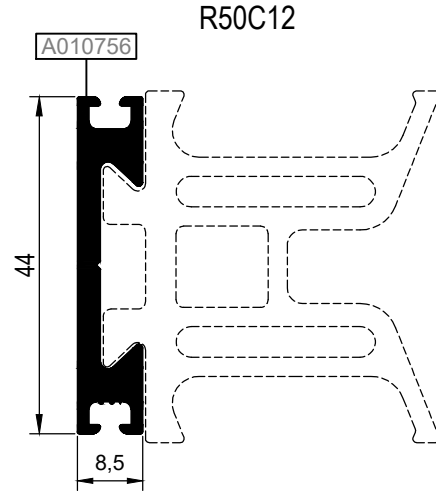
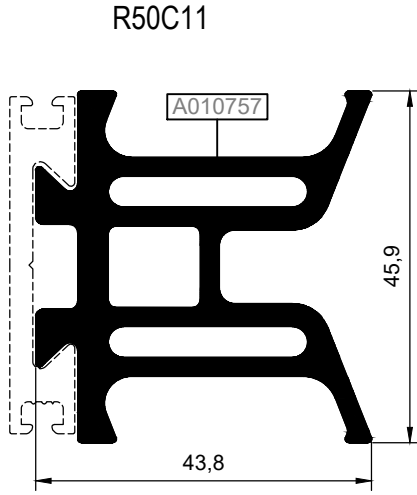
R50C10



KOD / CODE	AĞIRLIK (kg/m) / WEIGHT	L m	KOD / CODE	AĞIRLIK (kg/m) / WEIGHT	L m
R50C11	1,813	6			
R50C12	0,548	6			



KIRLANGIÇ (T) BAĞLANTILAR / T CONNECTIONS



**MİMARİ KATALOG**  
ARCHITECTURAL CATALOGUE

**Alüminyum Cephe Sistemleri**  
Aluminium Facade Systems

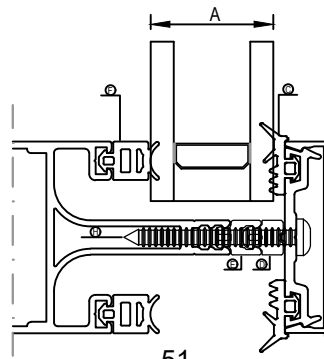
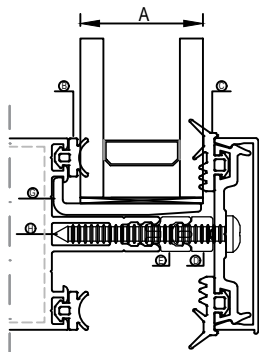
**R50**

**CAM TABLOLARI VE BAĞLANTI DETAYLARI**

**GLASS TABLES AND CONNECTION DETAILS**

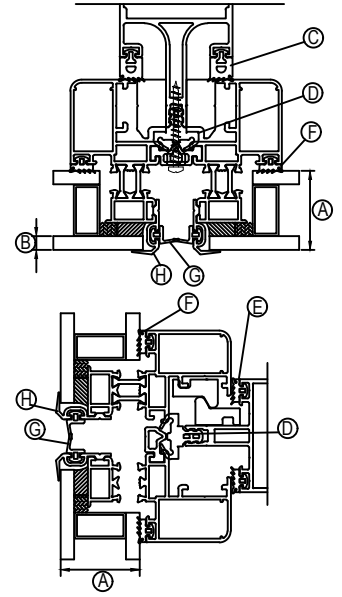
CAM TABLOSU / KAPAKLI CEPHE  
GLASS TABLE / CURTAIN WALL WITH CAP

A	B	C	D	E	F	G	H
CAM GLASS	İÇ CAM FİTİLİ GLASS GASKET	DIŞ CAM FİTİLİ GLASS GASKET	ORTA FİTİL CENTRAL GASKET	PVC PROFİL PVC PROFILE	İÇ CAM FİTİLİ GLASS GASKET	CAM TAKOZU SUPPORTER	VİDA SCREW
18 mm	01.03.21	01.11.12	01.05.01	-	01.02.21	R50S05	4.8X38 YSB
19 mm	01.03.22	01.11.12	01.05.01	-	01.02.22	R50S05	4.8X38 YSB
20 mm	01.03.23	01.11.12	01.05.01	-	01.02.23	R50S05	4.8X38 YSB
21 mm	01.03.24	01.11.12	01.05.01	-	01.02.24	R50S05	4.8X38 YSB
22 mm	01.03.25	01.11.12	01.05.01	-	01.02.25	R50S05	4.8X38 YSB
23 mm	01.03.26	01.11.12	01.05.01	-	01.02.26	R50S05	4.8X38 YSB
24 mm	01.03.27	01.11.12	01.05.01	-	01.02.27	R50S05	4.8X38 YSB
25 mm	01.03.27	01.11.12	01.05.02	-	01.02.27	R50S05	4.8X38 YSB
26 mm	01.03.27	01.11.12	01.05.03	-	01.02.27	R50S05	4.8X38 YSB
27 mm	01.03.27	01.11.12	01.05.04	-	01.02.27	R50S05	4.8X38 YSB
28 mm	01.03.27	01.11.12	01.05.05	-	01.02.27	R50S05	4.8X38 YSB
28 mm (Alternatif)	01.03.23	01.11.12	01.05.01	02.01.01	01.02.23	E50S11	4.8X45 YSB
29 mm	01.03.27	01.11.12	01.05.06	-	01.02.27	R50S05	4.8X38 YSB
30 mm	01.03.26	01.11.12	01.05.01	02.01.01	01.02.26	E50S11	4.8X45 YSB
31 mm	01.03.27	01.11.12	01.05.01	02.01.01	01.02.27	E50S11	4.8X45 YSB
32 mm	01.03.27	01.11.12	01.05.02	02.01.01	01.02.27	E50S11	4.8X45 YSB
33 mm	01.03.27	01.11.12	01.05.03	02.01.01	01.02.27	E50S11	4.8X45 YSB
34 mm	01.03.27	01.11.12	01.05.04	02.01.01	01.02.27	E50S11	4.8X45 YSB
34 mm (Alternatif)	01.03.23	01.11.12	01.05.01	02.01.05	01.02.23	E50S10	4.8X50 YSB
35 mm	01.03.27	01.11.12	01.05.05	02.01.01	01.02.27	E50S11	4.8X45 YSB
35 mm (Alternatif)	01.03.24	01.11.12	01.05.01	02.01.05	01.02.24	E50S10	4.8X50 YSB
36 mm	01.03.27	01.11.12	01.05.06	02.01.01	01.02.27	E50S10	4.8X45 YSB
36 mm (Alternatif)	01.03.25	01.11.12	01.05.01	02.01.05	01.02.25	E50S10	4.8X50 YSB
37 mm	01.03.27	01.11.12	01.05.02	02.01.08	01.02.27	E50S10	4.8X45 YSB
37 mm (Alternatif)	01.03.26	01.11.12	01.05.01	02.01.05	01.02.26	E50S10	4.8X50 YSB
38 mm	01.03.27	01.11.12	01.05.03	02.01.08	01.02.27	E50S10	4.8X45 YSB
38 mm (Alternatif)	01.03.27	01.11.12	01.05.01	02.01.05	01.02.27	E50S10	4.8X50 YSB
39 mm	01.03.27	01.11.12	01.05.04	02.01.08	01.02.27	E50S10	4.8X45 YSB
39 mm (Alternatif)	01.03.26	01.11.12	01.05.01	02.01.09	01.02.26	E50S10	4.8X50 YSB
40 mm	01.03.27	01.11.12	01.05.05	02.01.08	01.02.27	E50S10	4.8X45 YSB
40 mm (Alternatif)	01.03.27	01.11.12	01.05.01	02.01.09	01.02.27	E50S10	4.8X50 YSB
42 mm	01.03.26	01.11.12	01.05.04	02.01.09	01.02.26	R50S06	4.8X50 YSB
44 mm	01.03.26	01.11.12	01.05.06	02.01.09	01.02.26	R50S06	4.8X50 YSB



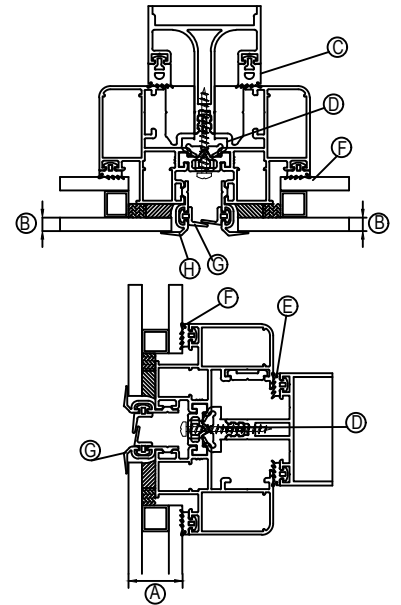
KULLANILAN PROFİL: AR50V27

A CAM GLASS	F (İÇ CAM FİTİLİ)			C CAM FİTİLİ GLASS GASKET	D ORTA FİTİL CENTRAL GASKET	E CAM FİTİLİ GLASS GASKET	G TIRNAK FİTİLİ GASKET
	B, DIŞ CAM KALINLIĞI GLASS THICKNESS (OUT)						
	5 mm. R50 R 06	6 mm. R50 R 01	8 mm. R50 R 05				
21 mm.	01.02.21.	—	—	01.02.27	01.07.01.	01.03.27.	01.08.03.
22 mm.	01.02.22.	01.02.21.	—	01.02.27	01.07.01.	01.03.27.	01.08.03.
23 mm.	01.02.23.	01.02.22.	—	01.02.27	01.07.01.	01.03.27.	01.08.03.
24 mm.	—	01.02.23.	01.02.21.	01.02.27	01.07.01.	01.03.27.	01.08.03.
25 mm.	01.02.25.	—	01.02.22.	01.02.27	01.07.01.	01.03.27.	01.08.03.
26 mm.	01.02.26.	01.02.25.	01.02.23.	01.02.27	01.07.01.	01.03.27.	01.08.03.
27 mm.	01.02.27.	01.02.26.	—	01.02.27	01.07.01.	01.03.27.	01.08.03.
28 mm.	—	01.02.27.	01.02.25.	01.02.27	01.07.01.	01.03.27.	01.08.03.
29 mm.	01.03.22.	—	01.02.26.	01.02.27	01.07.01.	01.03.27.	01.08.03.
30 mm.	01.03.23.	01.03.22.	01.02.27.	01.02.27	01.07.01.	01.03.27.	01.08.03.
31 mm.	01.03.24.	01.03.23.	—	01.02.27	01.07.01.	01.03.27.	01.08.03.
32 mm.	—	01.03.24.	01.03.22.	01.02.27	01.07.01.	01.03.27.	01.08.03.
33 mm.	01.03.26.	01.03.25.	01.03.23.	01.02.27	01.07.01.	01.03.27.	01.08.03.
34 mm.	01.03.27.	01.03.26.	01.03.24.	01.02.27	01.07.01.	01.03.27.	01.08.03.
35 mm.	—	01.03.27.	—	01.02.27	01.07.01.	01.03.27.	01.08.03.
36 mm.	—	—	01.03.26.	01.02.27	01.07.01.	01.03.27.	01.08.03.
37 mm.	—	—	01.03.27.	01.02.27	01.07.01.	01.03.27.	01.08.03.



KULLANILAN PROFİLLER: R50V26 - R50V28

A CAM GLASS	F (İÇ CAM FİTİLİ)			C CAM FİTİLİ GLASS GASKET	D ORTA FİTİL CENTRAL GASKET	E CAM FİTİLİ GLASS GASKET	G TIRNAK FİTİLİ GASKET
	B, DIŞ CAM KALINLIĞI GLASS THICKNESS (OUT)						
	5 mm. R50 R 06	6 mm. R50 R 01	8 mm. R50 R 05				
18 mm.	01.03.22.	01.03.21	01.02.26	01.02.27	01.07.01	01.03.27	01.08.03
19 mm.	01.03.23.	01.03.22	01.02.27	01.02.27	01.07.01	01.03.27	01.08.03
20 mm.	01.03.24.	01.03.23	01.03.21	01.02.27	01.07.01	01.03.27	01.08.03
21 mm.	01.03.25.	01.03.24	01.03.22	01.02.27	01.07.01	01.03.27	01.08.03
22 mm.	01.03.26.	01.03.25	01.03.23	01.02.27	01.07.01	01.03.27	01.08.03
23 mm.	01.03.27.	01.03.26	01.03.24	01.02.27	01.07.01	01.03.27	01.08.03
24 mm.	—	01.03.27	01.03.25	01.02.27	01.07.01	01.03.27	01.08.03
25 mm.	—	—	01.03.26	01.02.27	01.07.01	01.03.27	01.08.03
26 mm.	—	—	01.03.27	01.02.27	01.07.01	01.03.27	01.08.03



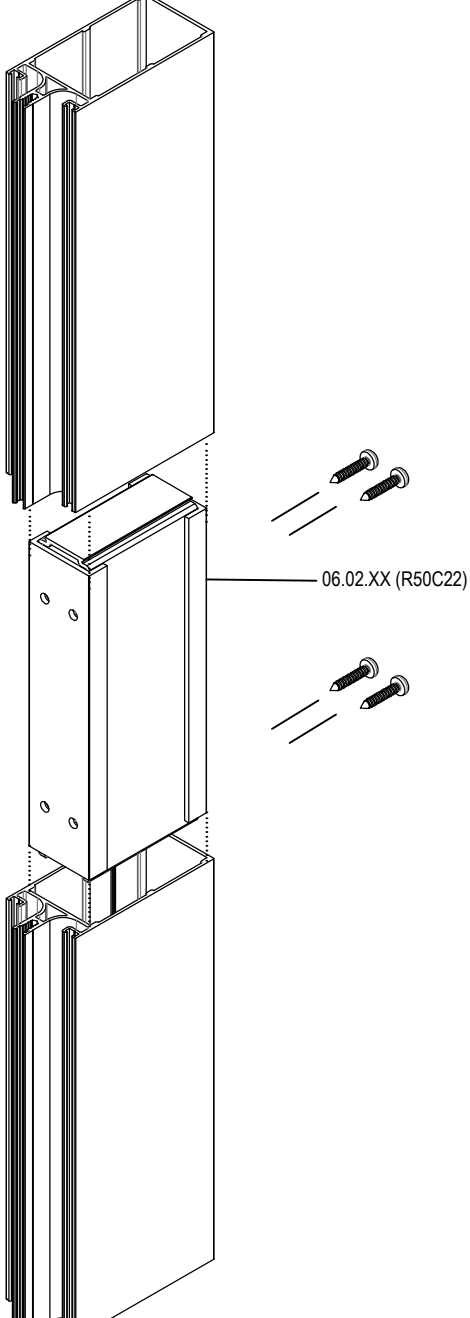
PROFİL KODU (PROFILE CODE)	25L15	25L18	25L35	25L38
FABRİKA KODU(FACTORY CODE)	A002060	A002164	A010076	A002074
AĞIRLIK (WEIGHT)	5,167 kg/m	2,323 kg/m	4,192 kg/m	4,854 kg/m
ÇİZİM (DRAWING)				

PROFİL KODU (PROFILE CODE)	25L50	25L61	25L62	25L64
FABRİKA KODU(FACTORY CODE)	A010838	A001034	A002442	A010028
AĞIRLIK (WEIGHT)	1,748 kg/m	3,759 kg/m	4,249 kg/m	5,901kg/m
ÇİZİM (DRAWING)				

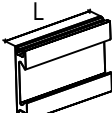

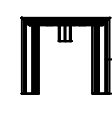
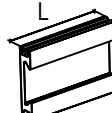

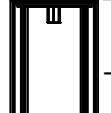
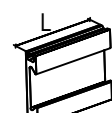
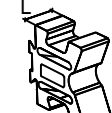
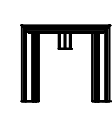
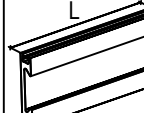
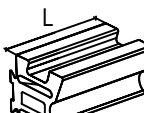

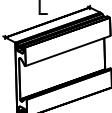

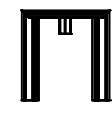
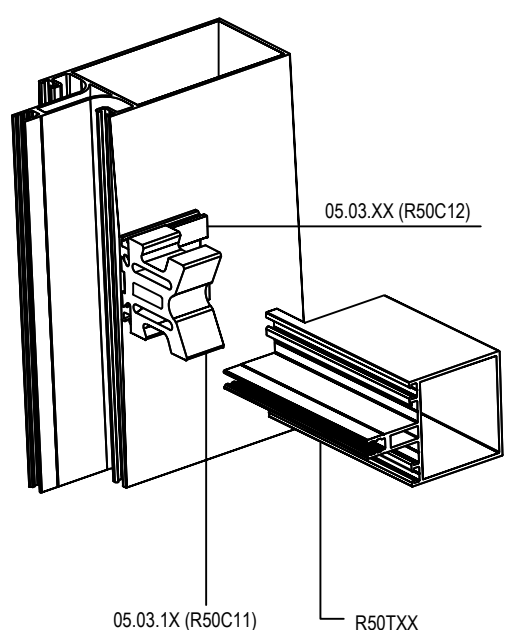
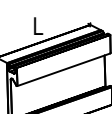


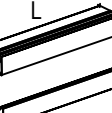

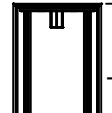



PROFİL KODU (PROFILE CODE)	25L69			
FABRİKA KODU(FACTORY CODE)	A011097			
AĞIRLIK (WEIGHT)	3,824 kg/m			
ÇİZİM (DRAWING)				

Nr		KESİM ÖLÇÜSÜ CUTTING SIZE	AKS. KODU ACS. CODE	
R50V22	A011088	25L15 (A002060)	45,9 mm	204 L 15
		25L61 (A001034)	5,9 mm	128 L 61
R50V26	A011278	25L38 (A002074)	27,0 mm	157 L 38
		25L35 (A010076)	13,8 mm	239 L 35
R50V27	A011283	25L38 (A002074)	27,0 mm	157 L 38
	A010032	25L35 (A010076)	7,8 mm	140 L 35
R50V28	A011366	25L38 (A002074)	27,0 mm	157 L 38
		25L61 (A001034)	5,9 mm	128 L 61
R50V32	A011628	25L69 (A011097)	6,8 mm	275 L 69
	A010032	25L35 (A010076)	7,8 mm	140 L 35
AR50V34	A011283	25L38 (A002074)	27,0 mm	157 L 38
	A011806	25L69 (A011097)	5,7 mm	129 L 69
AR50V35	A011628	25L69 (A011097)	6,8 mm	275 L 69
	A011806	25L69 (A011097)	5,7 mm	129 L 69
E50V04	A011864	25L18 (A002164)	60,9 mm	337 L 18

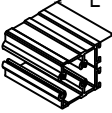
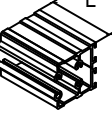
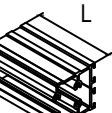
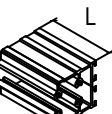
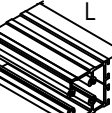
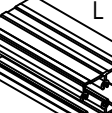

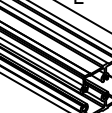
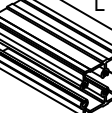

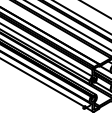
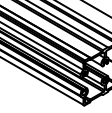
Nr		KESİM ÖLÇÜSÜ CUTTING SIZE	AKS. KODU ACS. CODE	
R50H06	A010932	25L50 (A010838)	47,2 mm	196 L 50
		25L62 (A002442)	5,7 mm	129 L 62
R50H07	A010933	25L50 (A010838)	58,2 mm	206 L 50
		25L62 (A002442)	5,7 mm	129 L 62
AR50H09	A010049	25L50 (A010838)	22,2 mm	190 L 50
AR50H11	A010049	25L50 (A010838)	22,2 mm	190 L 50
R50H12	A011087	25L50 (A010838)	66,2 mm	220 L 50
		25L62 (A002442)	5,7 mm	129 L 62
AR50H15	A010049	25L50 (A010838)	22,2 mm	190 L 50
R50H16	A011424	25L50 (A010838)	41,5 mm	218 L 50
		25L50 (A010838)	22,9 mm	300 L 50
AE50H15	A018528	25L64 (A010028)	65,00 mm	356 L 64
	A018529	10.04.29	----	----

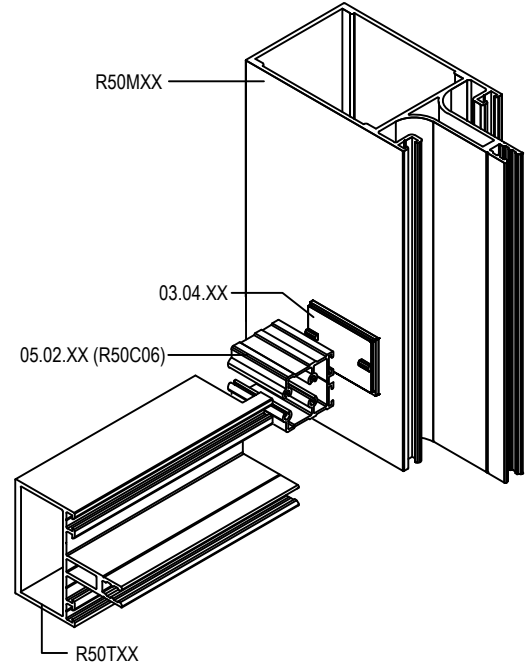
ÇİZİM DRAWING	AKSESUAR KODU ACCESSORY CODE	PROFİL PROFILE	KESİM ÖLÇÜSÜ CUTTING SIZE
	06.02.01	R50M01 R50M20	L=54,5 mm
	06.02.02	R50M02	L=74,5 mm
	06.02.03	R50M03 R50 M 21	L=92,5 mm
	06.02.04	R50M04	L=111,5 mm
	06.02.05	R50M05	L=128,5 mm
	06.02.06	R50M06	L=148,5 mm
	06.02.07	R50M07	L=58,5 mm
	06.02.09	R50M09	L=103,5 mm
	06.02.11	R50M11	L=76,6 mm
	06.02.14	R50M18	L=74,9 mm
	06.02.15	R50M19	L=68,5 mm
	06.02.17	R50M26	L=167,3 mm
	06.02.18	R50M29	L=131,8 mm
	06.02.19	R50M30	L=76,3 mm
	06.02.20	R50M34	L=64,5 mm
	06.02.21	R50M35	L=61,5 mm
06.02.31	R50M38	L=126 mm	
06.02.32	R50M39	L=124 mm	

R50C11 VE R50C12 İÇİN KIRLANGIÇ (T) BAĞLANTI AKSESUARLARI  
T CONNECTIONS FOR R50C11 & R50C12























ÇİZİM/DRAWING	ÇİZİM/DRAWING	ÇİZİM/DRAWING	RENK/COLOUR		ÇİZİM/DRAWING	ÇİZİM/DRAWING	ÇİZİM/DRAWING	RENK/COLOUR	
05.03.01  KESİM ÖLÇÜSÜ CUTTING SIZE L=19,9 mm	05.03.11  KESİM ÖLÇÜSÜ CUTTING SIZE L=20,9 mm	04.23.T01  KESİM ÖLÇÜSÜ CUTTING SIZE L= 23 mm	PRES	R50T01	05.03.32  KESİM ÖLÇÜSÜ CUTTING SIZE L=96,7 mm	05.03.42  KESİM ÖLÇÜSÜ CUTTING SIZE L=97,6 mm	04.23.T05  KESİM ÖLÇÜSÜ CUTTING SIZE L=101 mm	PRES	R50T25
05.03.02  KESİM ÖLÇÜSÜ CUTTING SIZE L=40,9 mm	05.03.12  KESİM ÖLÇÜSÜ CUTTING SIZE L=41,9 mm	04.23.T02  KESİM ÖLÇÜSÜ CUTTING SIZE L= 45 mm	PRES	R50T02 R50T13	05.03.06  KESİM ÖLÇÜSÜ CUTTING SIZE L=116,9 mm	05.03.19  KESİM ÖLÇÜSÜ CUTTING SIZE L=117,7 mm	04.23.T06  KESİM ÖLÇÜSÜ CUTTING SIZE L= 120 mm	PRES	R50T14
05.03.03  KESİM ÖLÇÜSÜ CUTTING SIZE L=50,9 mm	05.03.13  KESİM ÖLÇÜSÜ CUTTING SIZE L=51,9 mm	04.23.T03  KESİM ÖLÇÜSÜ CUTTING SIZE L= 55 mm	PRES	R50T03	 <p>05.03.XX (R50C12)</p> <p>05.03.1X (R50C11)</p> <p>R50TXX</p>				
05.03.04  KESİM ÖLÇÜSÜ CUTTING SIZE L=76,9 mm	05.03.14  KESİM ÖLÇÜSÜ CUTTING SIZE L=77,8 mm	04.23.T04  KESİM ÖLÇÜSÜ CUTTING SIZE L= 81 mm	PRES	R50T04 R50T18					
05.03.05  KESİM ÖLÇÜSÜ CUTTING SIZE L=96,9 mm	05.03.15  KESİM ÖLÇÜSÜ CUTTING SIZE L=97,8 mm	04.23.T05  KESİM ÖLÇÜSÜ CUTTING SIZE L=101 mm	PRES	R50T05					
05.03.06  KESİM ÖLÇÜSÜ CUTTING SIZE L=116,9 mm	05.03.16  KESİM ÖLÇÜSÜ CUTTING SIZE L=115,8 mm	04.23.T06  KESİM ÖLÇÜSÜ CUTTING SIZE L= 120 mm	PRES	R50T06					

R50C06 İÇİN U BAĞLANTI AKSESUARLARI  
U CONNECTIONS FOR R50C06

ÇİZİM DRAWING	AKSESUAR KODU ACCESSORY CODE	PROFİL PROFILE	KESİM ÖLÇÜSÜ CUTTING SIZE	ÇİZİM DRAWING	AKSESUAR KODU ACCESSORY CODE	PROFİL PROFILE	KESİM ÖLÇÜSÜ CUTTING SIZE
	05.02.01	R50T01	L=20,7 mm		05.02.15	R50T24 Not: Yatay genişleme contası yoktur. There is no horizontal expansion joint.	L=87,7 mm
	05.02.02	R50T02 R50T13	L=41,9 mm		05.02.22	R50T26	L= 157,8 mm
	05.02.03	R50T03	L=51,9 mm				
	05.02.04	R50T04 R50T18	L=77,8 mm				
	05.02.05	R50T05	L=97,8 mm				
	05.02.06	R50T06	L=115,8 mm				
	05.02.07	R50T15	L=66,6 mm				
	05.02.08	R50T16 R50T25	L=97,6 mm				
	05.02.09	R50T17	L=137,8 mm				
	05.02.10	R50T14	L=117,7 mm				

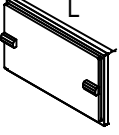
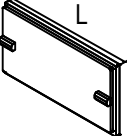
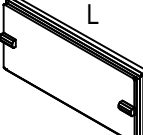
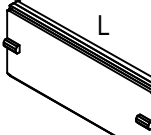
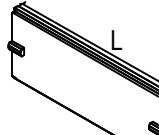
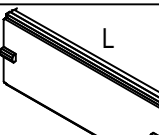
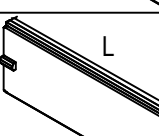
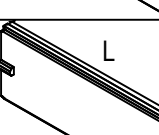
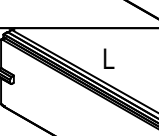


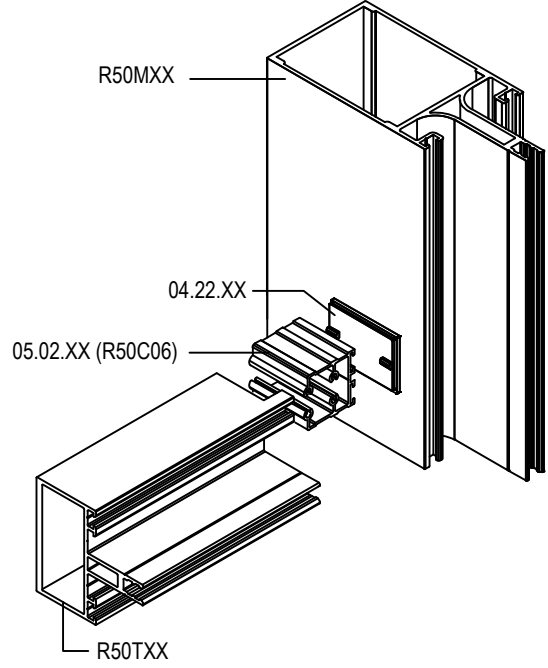
R50C24 İÇİN U BAĞLANTI AKSESUARLARI  
U CONNECTIONS FOR R50C24

KULLANILDIĞI PROFİL USED WITH	AKSESUAR KODU ACCESSORIE CODE		KESİM ÖLÇÜSÜ CUTTING SIZE
	R50T01	05.10.01	
04.22.01			24,0 mm
R50T02 R50T13	05.10.02		41,9 mm
	04.22.02		44,0 mm
R50T03	05.10.03		51,9 mm
	04.22.03		54,0 mm
R50T04 R50T18	05.10.04		77,8 mm
	04.22.04		80,0 mm
R50T05	05.10.05		97,8 mm
	04.22.05		100,0 mm
R50T06	05.10.06		115,8 mm
	04.22.13		120,0 mm
R50T14	05.10.10		117,7 mm
	04.22.06		120,0 mm
R50T15	05.10.07		66,6 mm
	---		---
R50T16	05.10.08		97,6 mm
	---		---
R50T17	05.10.09		137,8 mm
	04.22.09		139,8 mm
R50T24	05.10.15		87,7 mm
	---		---

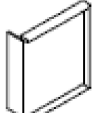
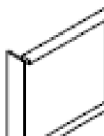
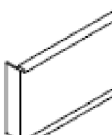
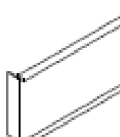
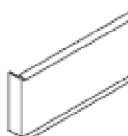


R50C06 İÇİN U BAĞLANTI AKSESUARLARI  
U CONNECTIONS FOR R50C06

ÇİZİM DRAWING	AKSESUAR KODU ACCESSORY CODE	PROFİL PROFILE	KESİM ÖLÇÜSÜ CUTTING SIZE	MALZEME MATERIAL
	04.22.01	R50T01	L=24 mm	TPV
	04.22.02	R50T02 R50T13	L=44 mm	TPV
	04.22.03	R50T03	L=54 mm	TPV
	04.22.04	R50T04 R50T18	L=80 mm	TPV
	04.22.05	R50T05 R50T25	L=100 mm	TPV
	04.22.06	R50T14	L=120 mm	TPV
	04.22.13	R50T06	L=120 mm	TPV
	04.22.09	R50T17	L=139,8 mm	TPV
	04.22.14	R50T26	L=160 mm	TPV



U BAĞLANTI CONTALARI / U CONNECTION PLUGS (PVC)

ÇİZİM DRAWING	AKSESUAR KODU ACCESSORY CODE	PROFİL PROFILE	KESİM ÖLÇÜSÜ CUTTING SIZE	MALZEME MATERIAL
	04.17.02	R50T02 R50T13	L=44 mm	PVC
	04.17.03	R50T03	L=54 mm	PVC
	04.17.04	R50T04 R50T18	L=80 mm	PVC
	04.17.05	R50T05 R50T25	L=100 mm	PVC
	04.17.06	R50T06 R50T14	L=120 mm	PVC

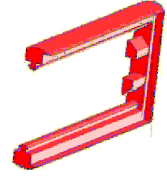
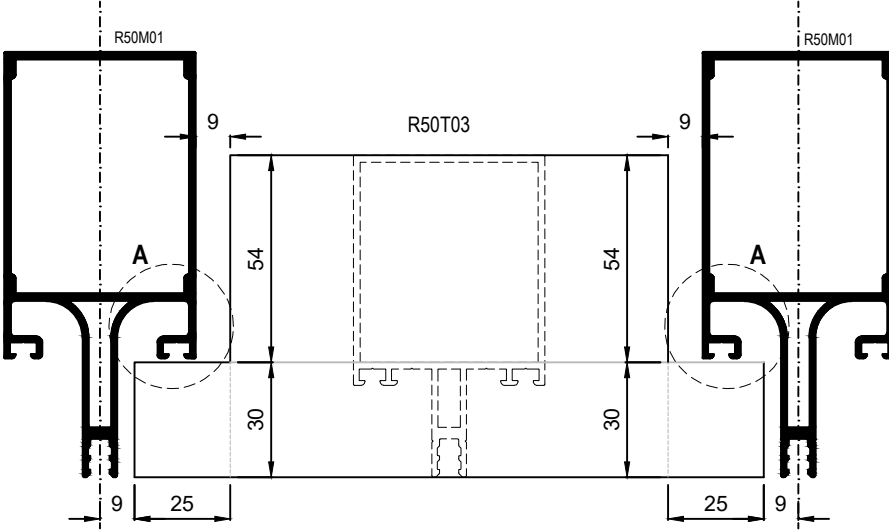
\*04.17.XX KODLU PVC CONTALAR KULLANILDIĞINDA 01.14.01 BİTİŞ FİTİLİNİN KULLANILMASINA GEREK YOKTUR.  
IT IS NOT NECESSARY TO USE GASKET 01.14.01 WHEN USING PLUGS 04.17.XX

\*KANAT OLAN BÖLÜMLERDE VE DİKME -KAYIT HEMYÜZ OLDUĞUNDA EPDM CONTA KULLANILMALIDIR.  
EPDM PLUG SHOULD BE USED IN THE PARTS WITH VENTS.

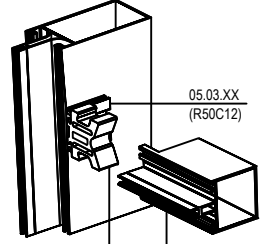
R50C10 İÇİN U BAĞLANTI AKSESUARLARI  
U CONNECTIONS FOR R50C10

ÇİZİM DRAWING	AKSESUAR KODU ACCESSORY CODE	PROFİL PROFILE	KESİM ÖLÇÜSÜ CUTTING SIZE
	05.07.01	R50T01	L=20,7 mm
	05.07.02	R50T02 R50T13	L=41,9 mm
	05.07.03	R50T03	L=51,9 mm
	05.07.04	R50T04 R50T18	L=77,8 mm
	05.07.05	R50T05	L=97,8 mm
	05.07.06	R50T06	L=115,8 mm
	05.07.07	R50T15	L=66,6 mm
	05.07.08	R50T16 R50T25	L=97,6 mm
	05.07.09	R50T17	L=137,8 mm
	05.07.10	R50T14	L=117,7 mm

YATAY KAYIT KESİM ÖLÇÜLERİ ( R50C11 İLE )  
TRANSOM CUTTING DIMENSIONS ( WITH R50C11 )



03.04.07.TXX

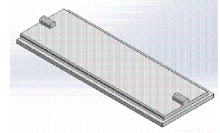
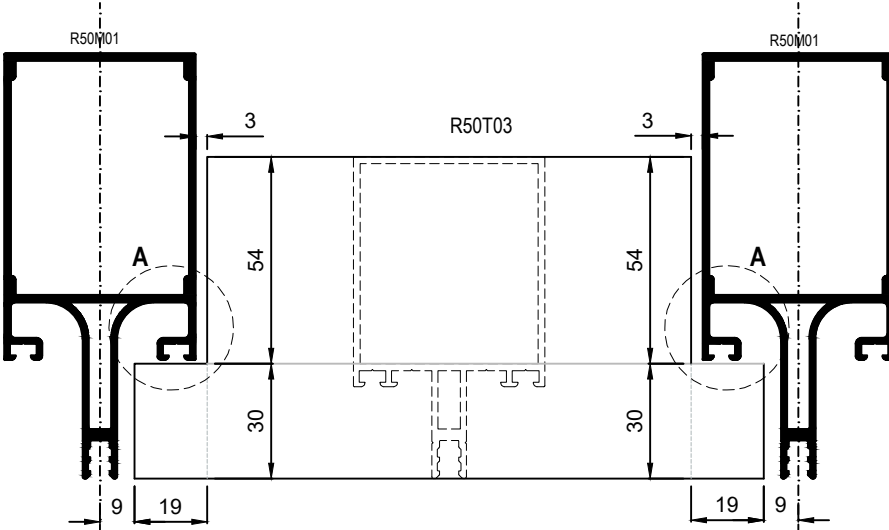


05.03.XX  
(R50C11)

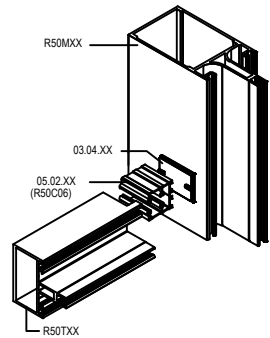
05.03.XX  
(R50C11)

R50TXX

YATAY KAYIT KESİM ÖLÇÜLERİ ( R50C06 İLE )  
TRANSOM CUTTING DIMENSIONS ( WITH R50C06 )



03.04.XX



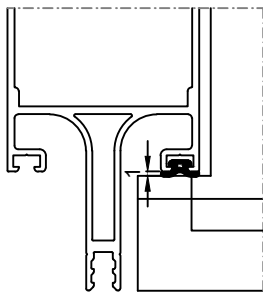
R50MXX

03.04.XX

05.02.XX  
(R50C06)

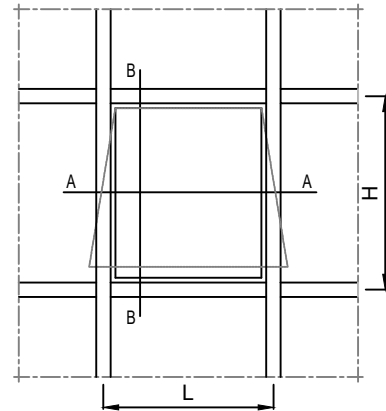
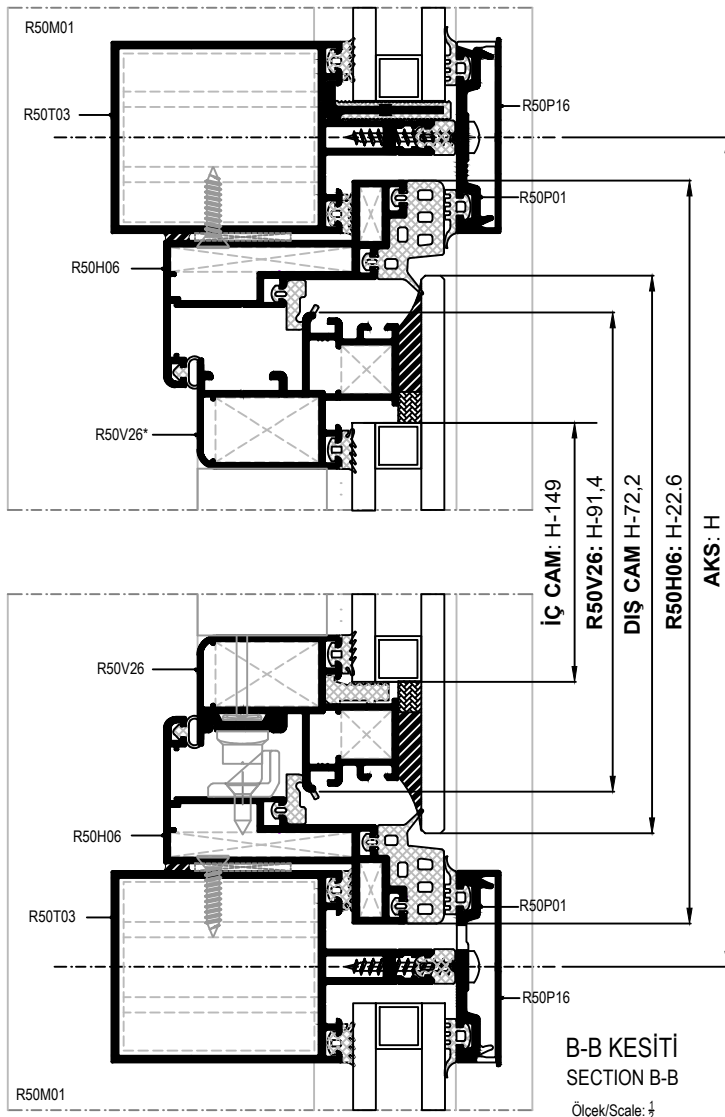
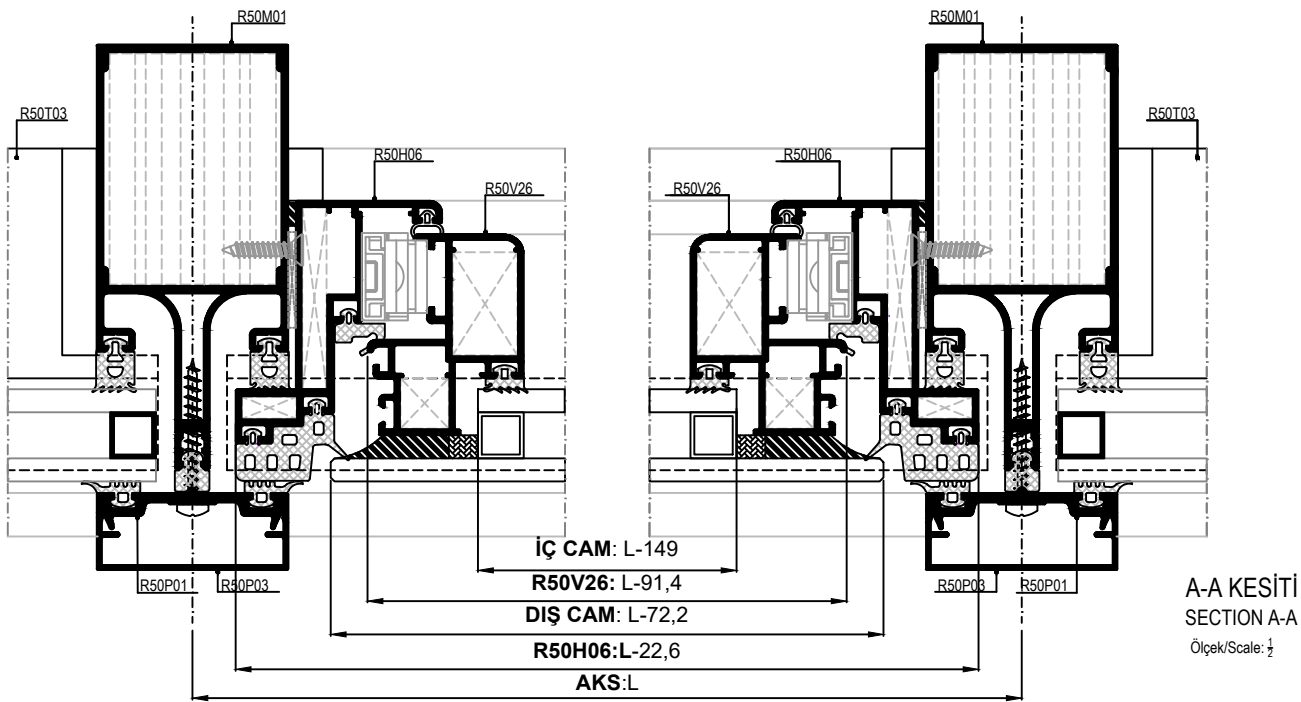
R50TXX

A



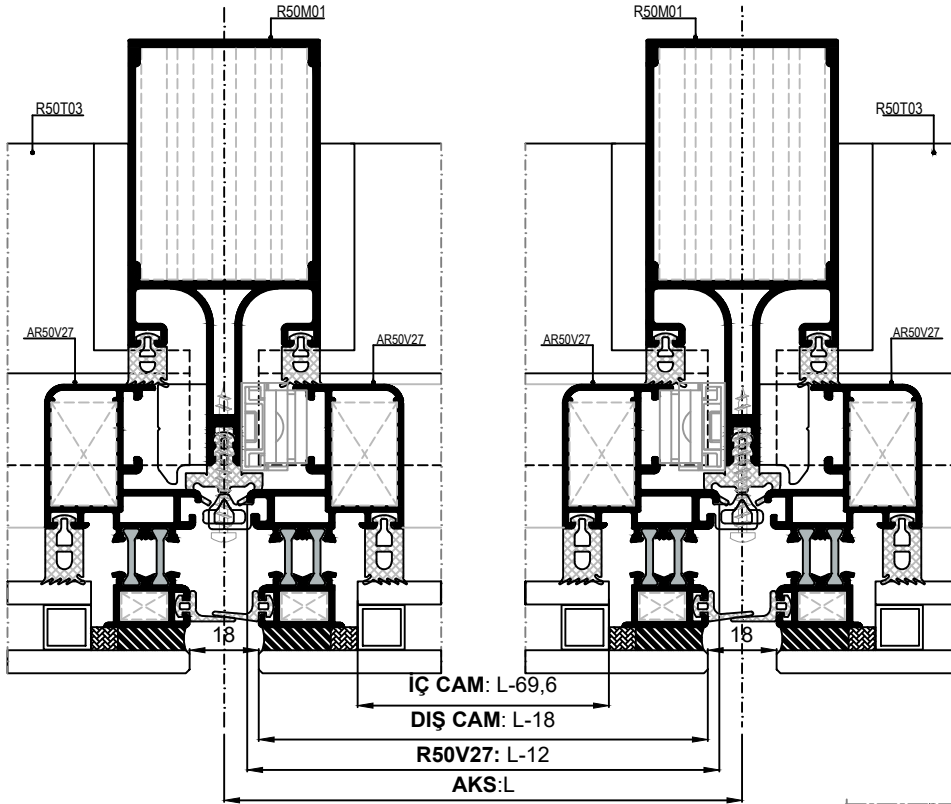
01.14.01  
BİTİŞ FİRLİ

Ölçek/Scale: 1/2

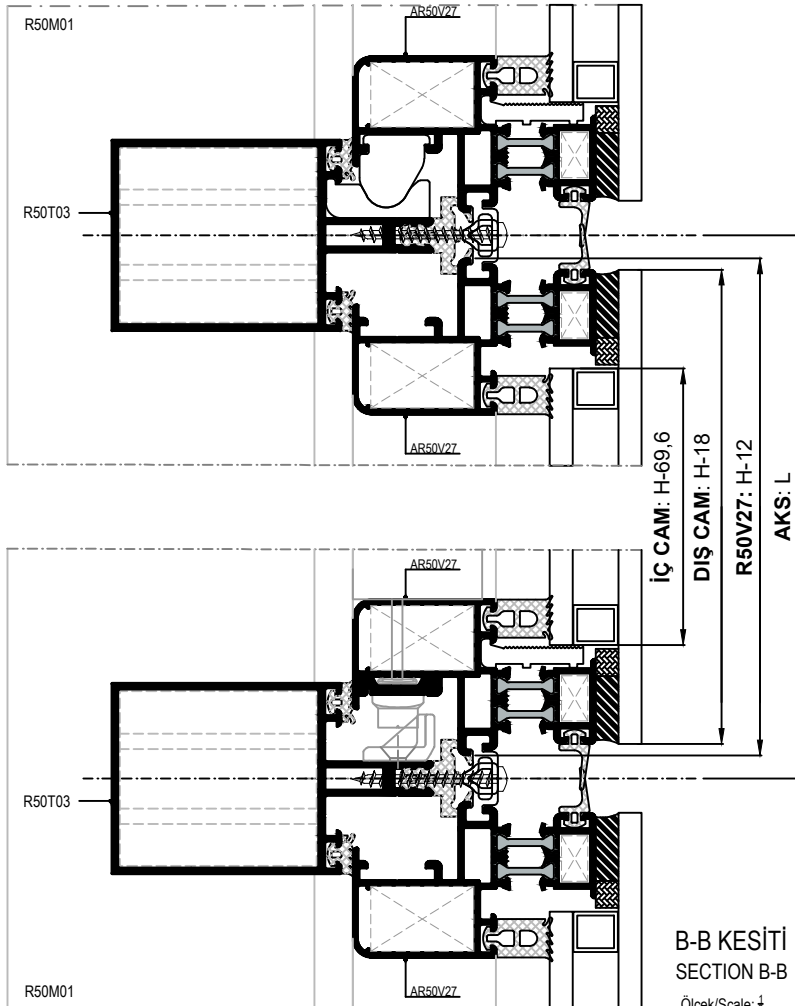


PROFİL KODU PROFILE NUMBER	KESİM ŞEKLİ CUTTING SHAPE	PROFİL PROFILE	KESİM ÖLÇÜSÜ CUTTING DIMENSION
R50T03			L-18
R50H06			L-22,6 H-22,6
R50V26			L-91,4 H-91,4

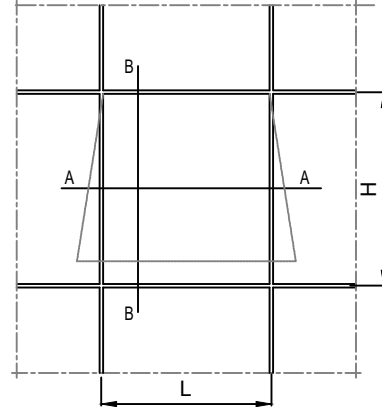
CAM GLASS	ŞEKİL SHAPE	KESİM ÖLÇÜSÜ CUTTING DIMENSION
DIŞ CAM		L-72,2 H-72,2
İÇ CAM		L-149 H-149



A-A KESİTİ  
SECTION A-A  
Ölçek/Scale: 1/2

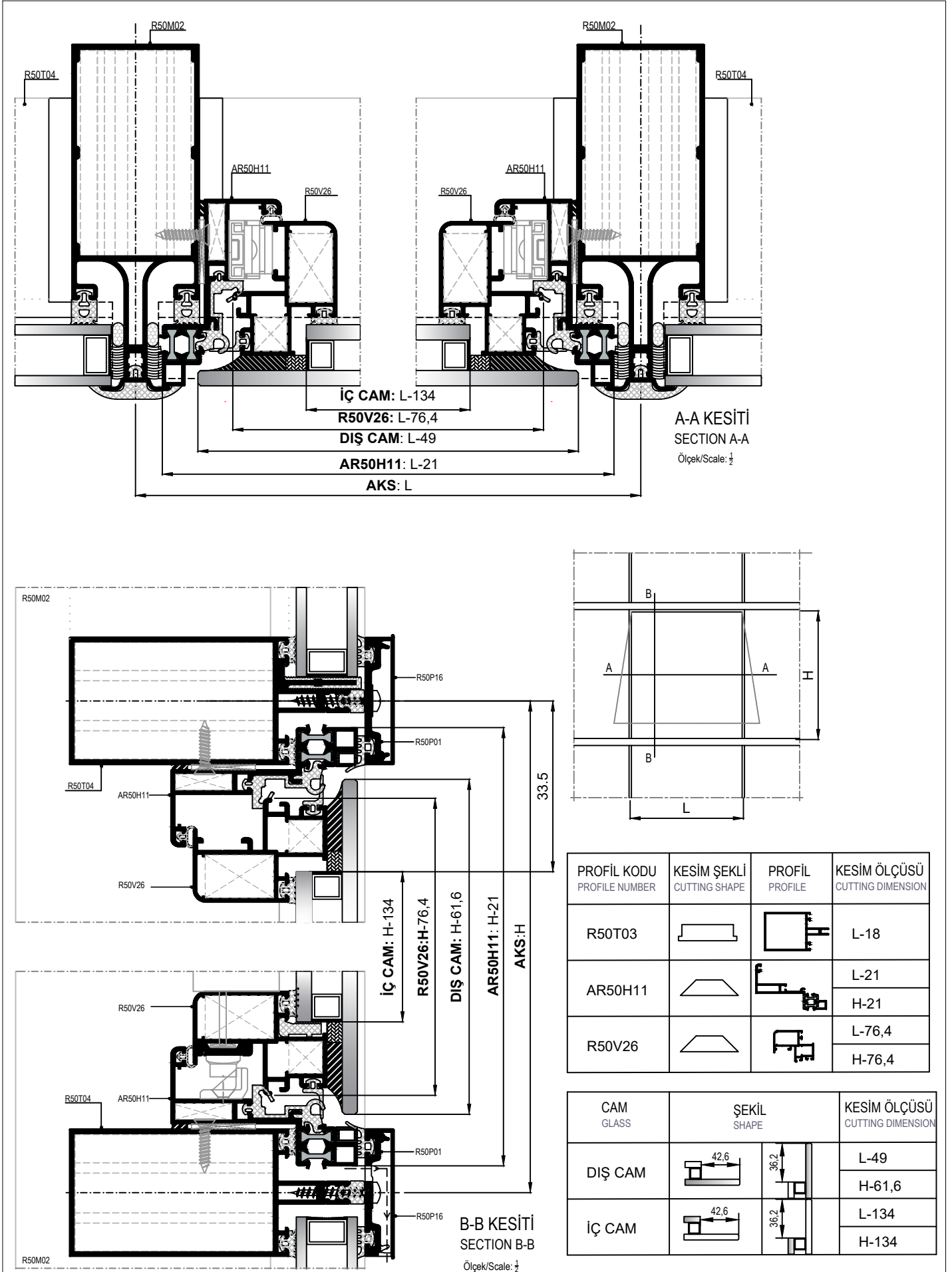


B-B KESİTİ  
SECTION B-B  
Ölçek/Scale: 1/2



PROFİL KODU PROFILE NUMBER	KESİM ŞEKLİ CUTTING SHAPE	PROFİL PROFILE	KESİM ÖLÇÜSÜ CUTTING DIMENSION (mm)
R50T03			L-18
AR50V27			L-12 H-12

CAM GLASS	ŞEKİL SHAPE	KESİM ÖLÇÜSÜ CUTTING DIMENSION (mm)
DIŞ CAM		L-18 H-18
İÇ CAM		L-69,6 H-69,6



**MİMARİ KATALOG**  
**ARCHITECTURAL CATALOGUE**

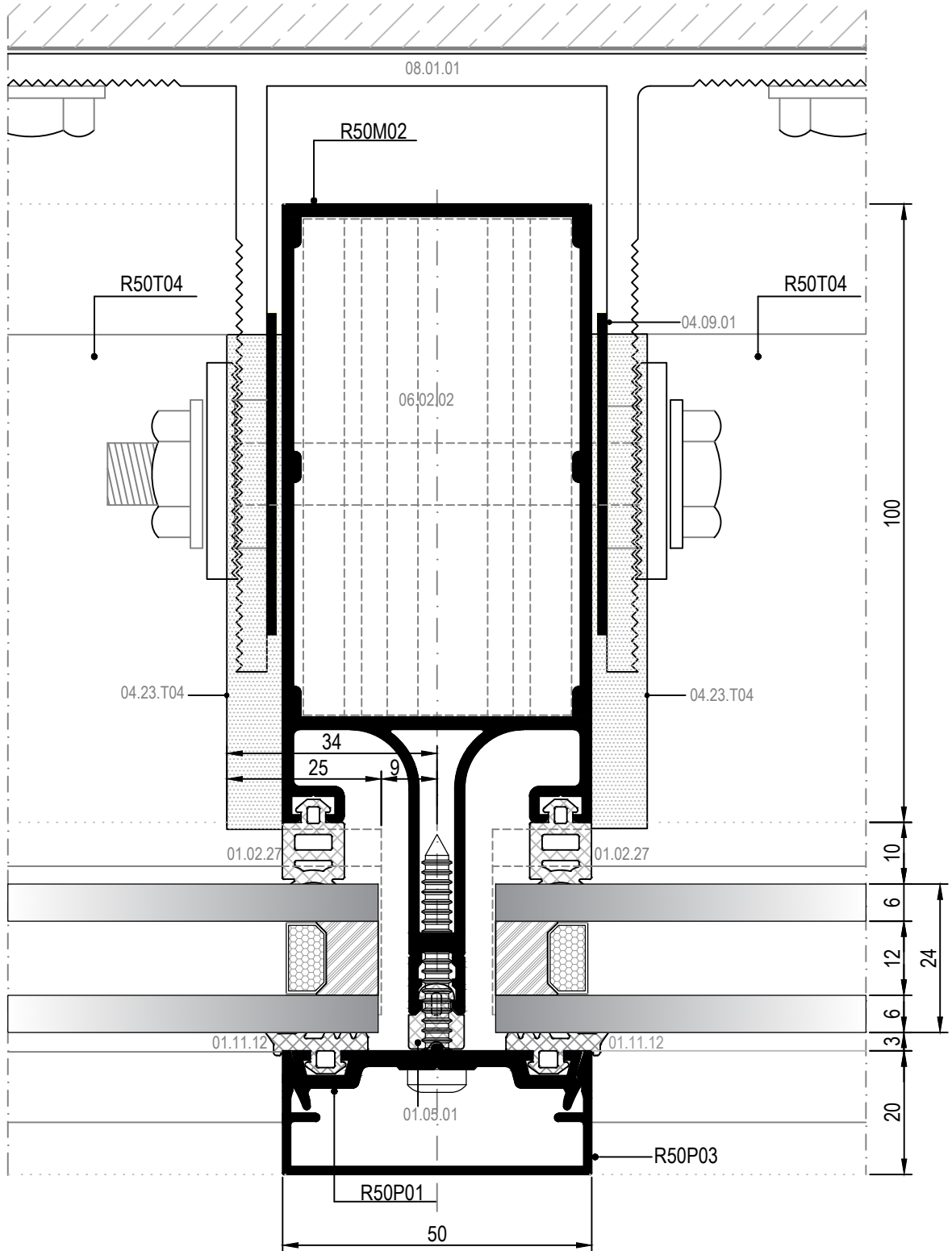
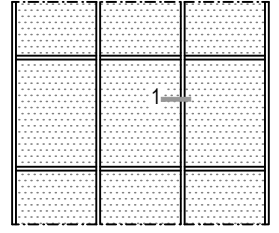
**Alüminyum Cephe Sistemleri**  
Aluminium Facade Systems

**R50**

**KAPAKLI CEPHE DETAYLARI**

**COVER CAP DETAILS**

KAPAKLI CEPHE DÜŞEY DETAYI  
CURTAIN WALL VERTICAL DETAIL



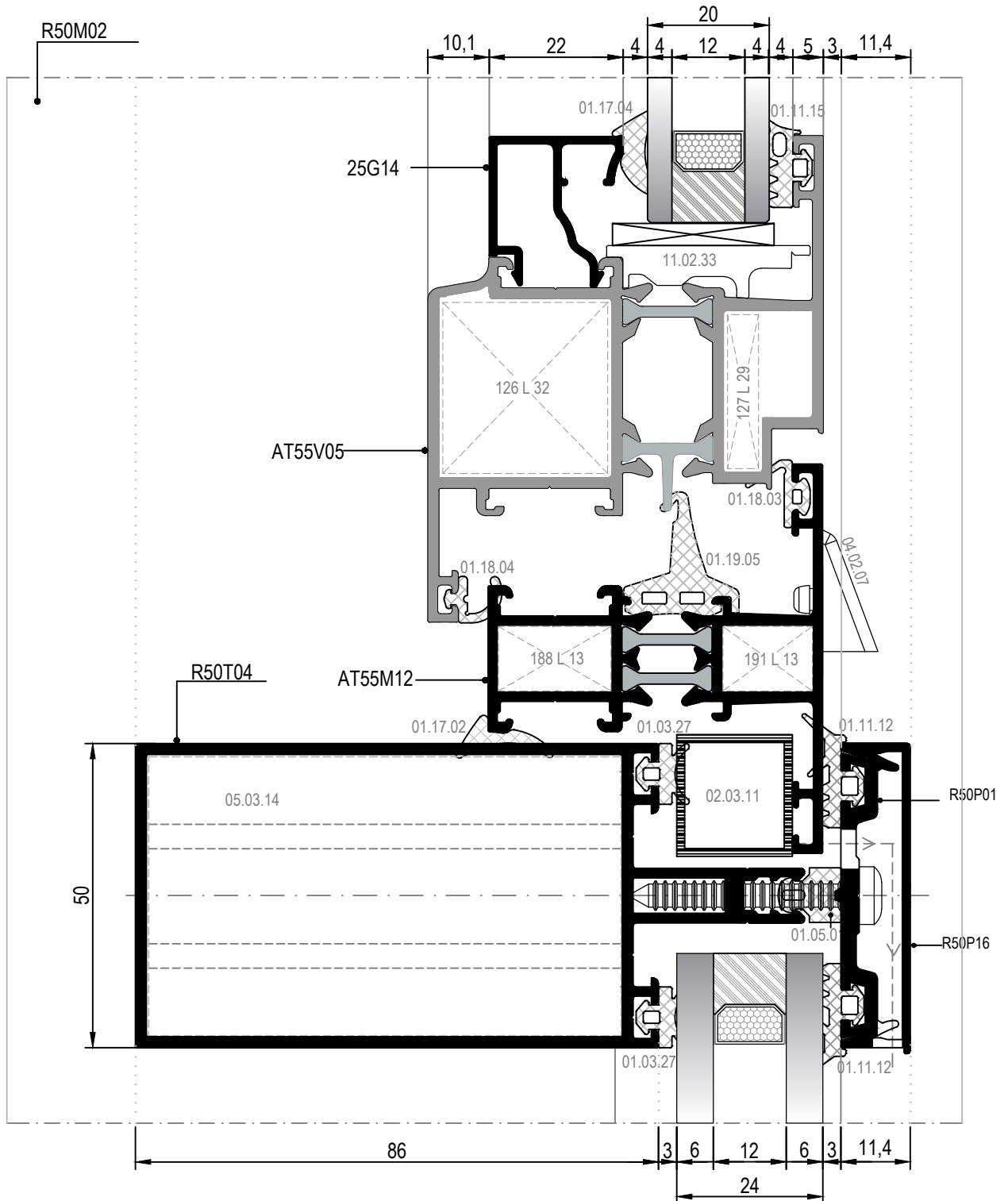
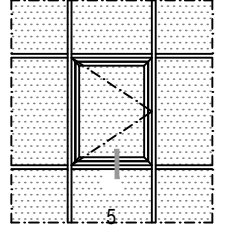
① DETAYI  
DETAIL

▼ DIŞ  
(OUTSIDE)

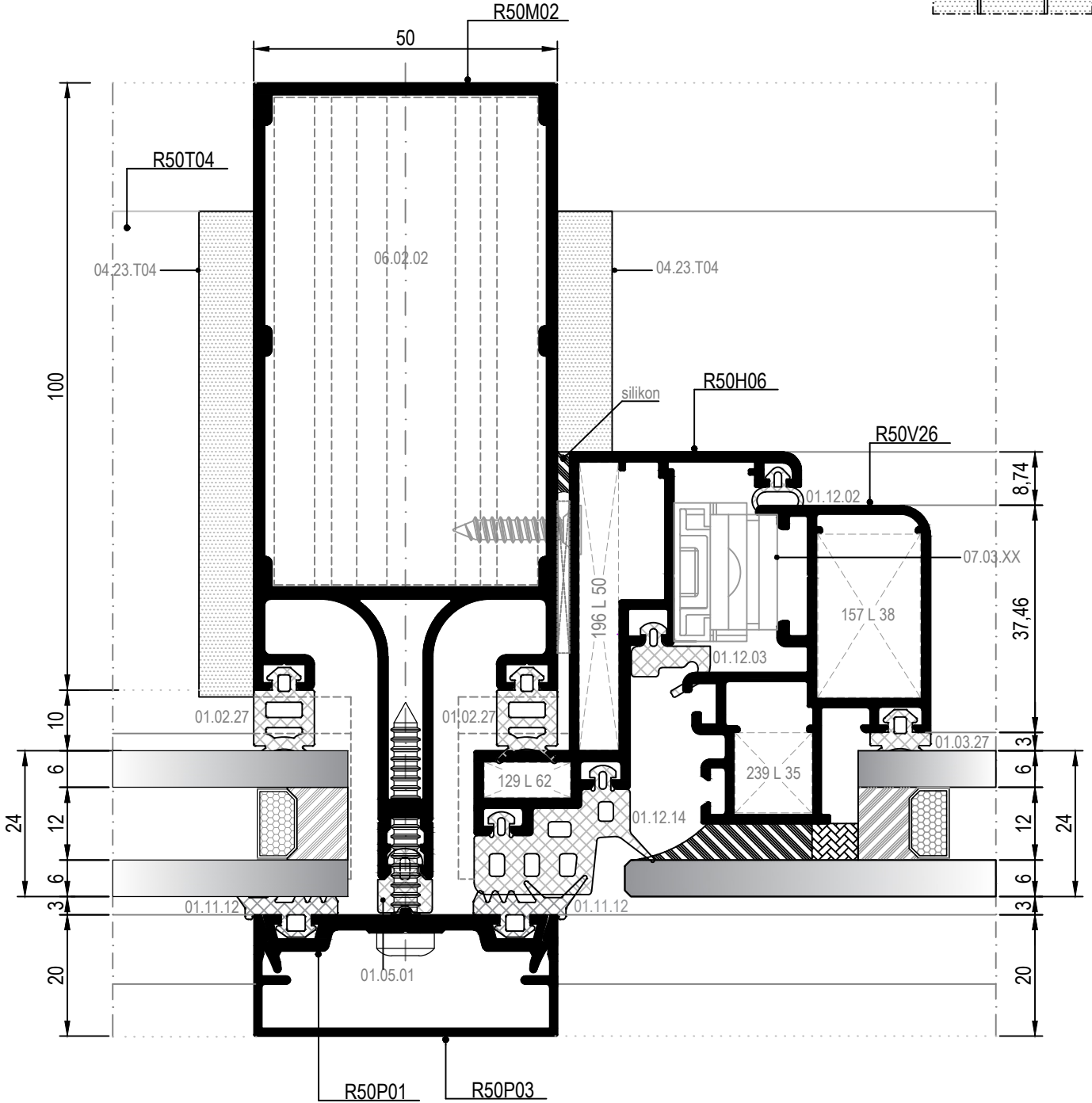
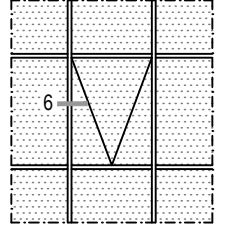




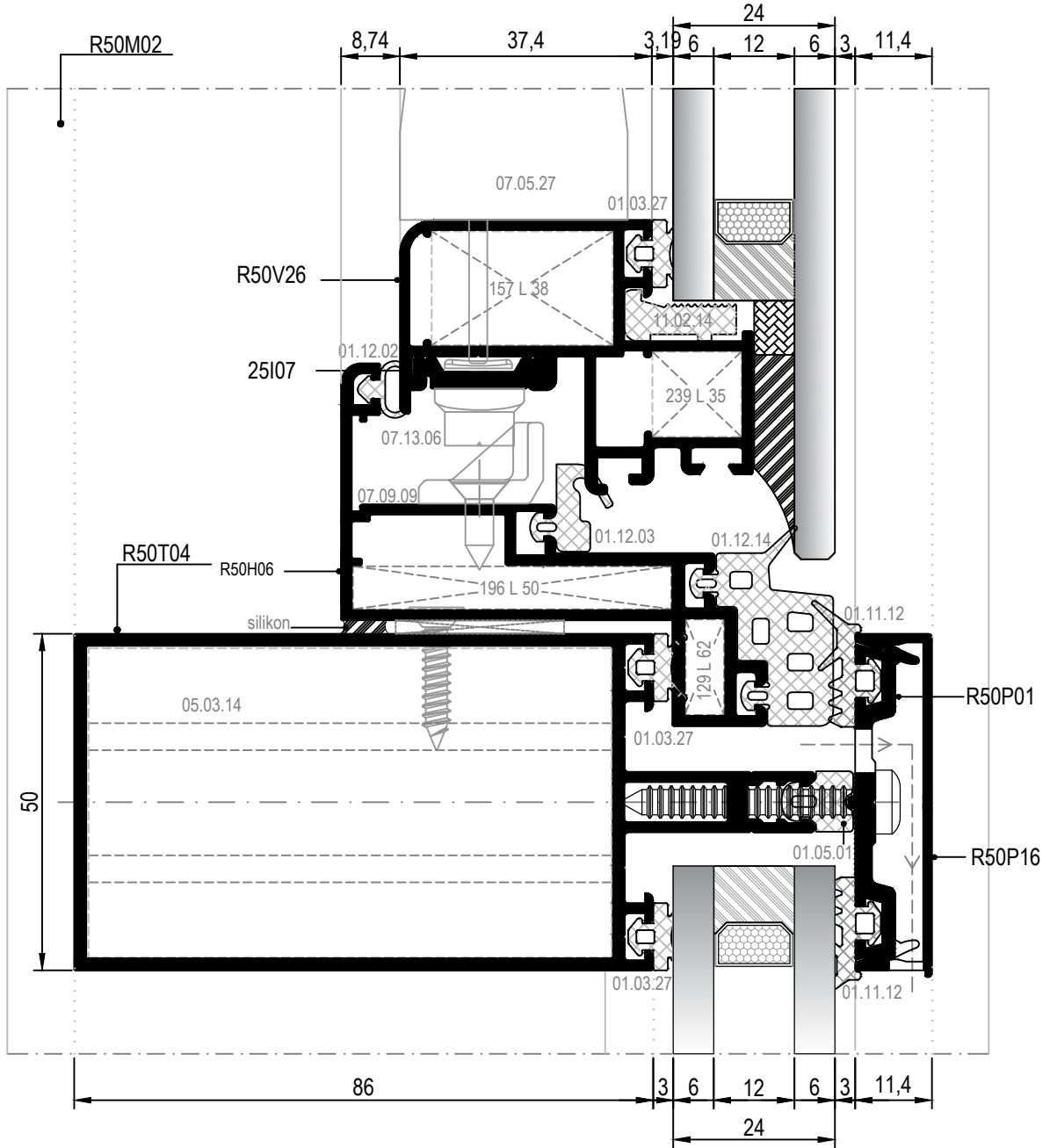
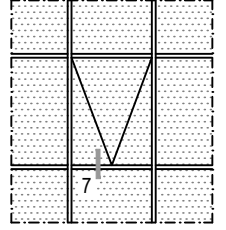
KAPAKLI CEPHE İÇİNDE AÇILIR KANAT DETAYI  
VENT DETAIL FOR CURTAIN WALL



KAPAKLI CEPHE GİZLİ KANAT DÜŞEY DETAYI  
HIDDEN VENT DETAIL FOR CURTAIN WALL



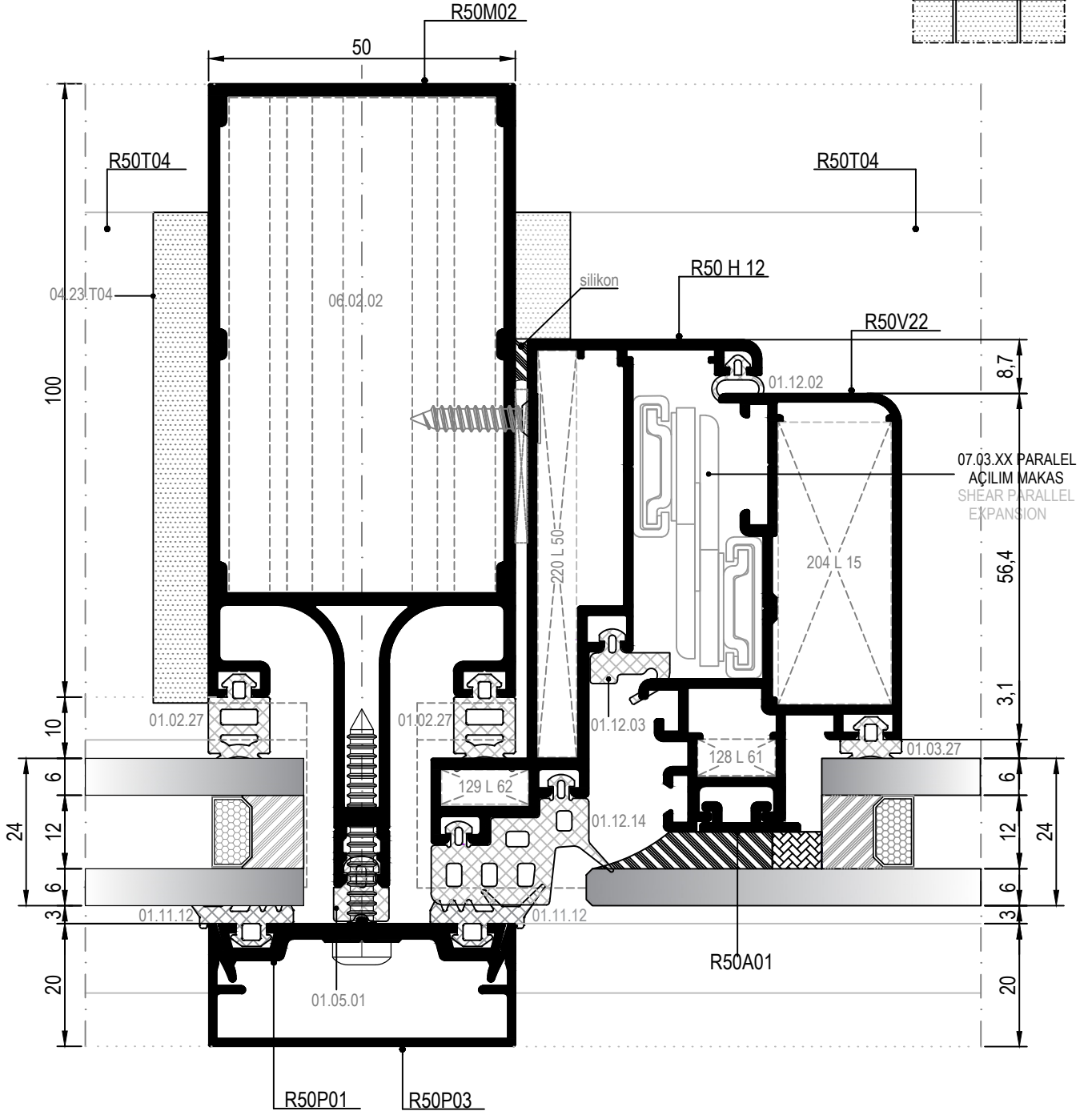
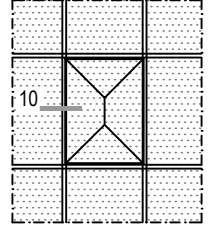
KAPAKLI CEPHE GİZLİ KANAT YATAY DETAYI  
HIDDEN VENT DETAIL FOR CURTAIN WALL



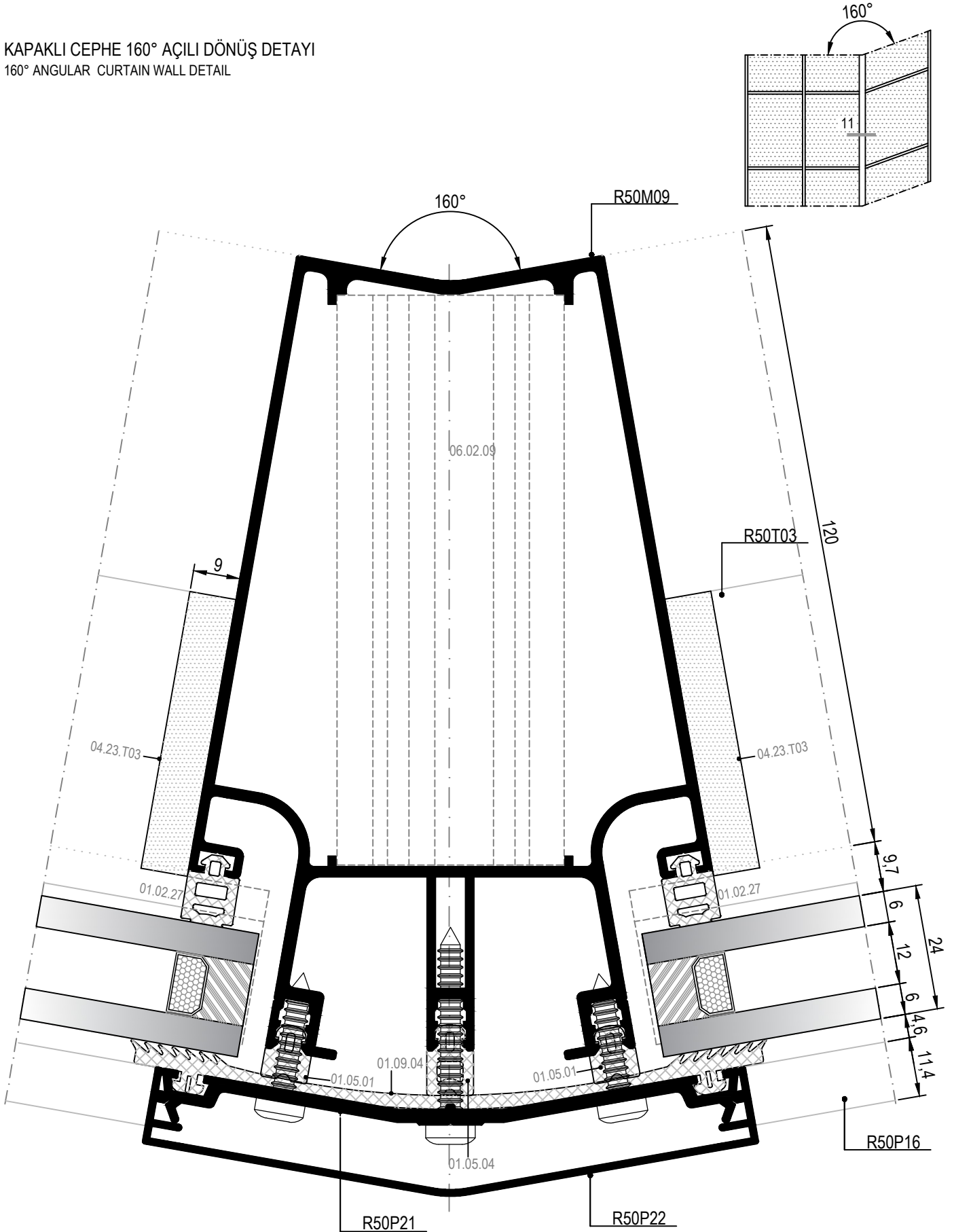




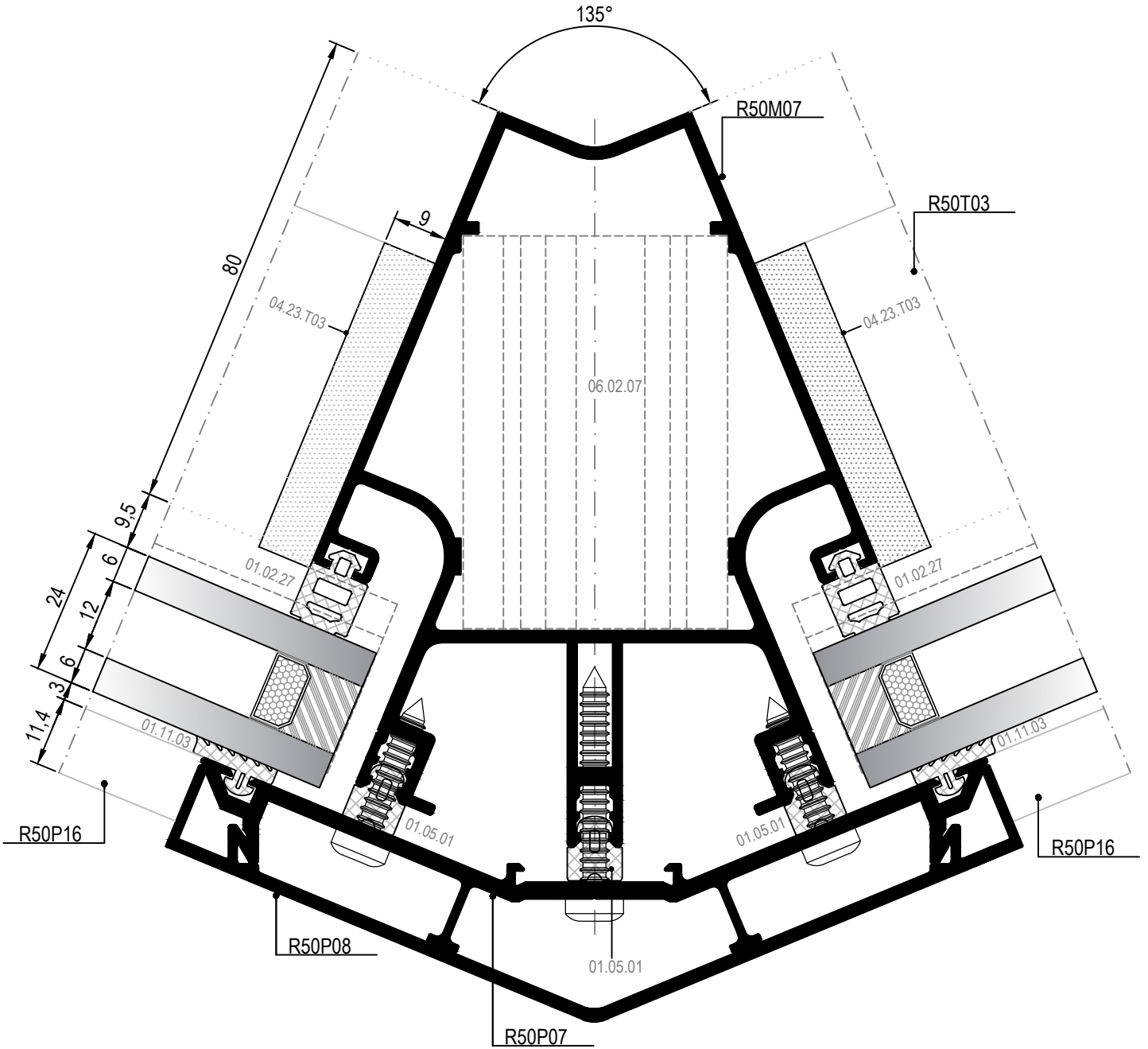
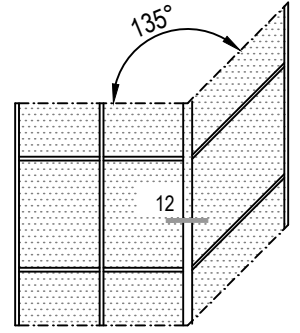
KAPAKLI CEPHE PARALEL AÇILIM GİZLİ KANAT DETAYI  
PARALLEL OPENING HIDDEN VENT DETAIL FOR CURTAIN WALL



KAPAKLI CEPHE 160° AÇILI DÖNÜŞ DETAYI  
160° ANGULAR CURTAIN WALL DETAIL

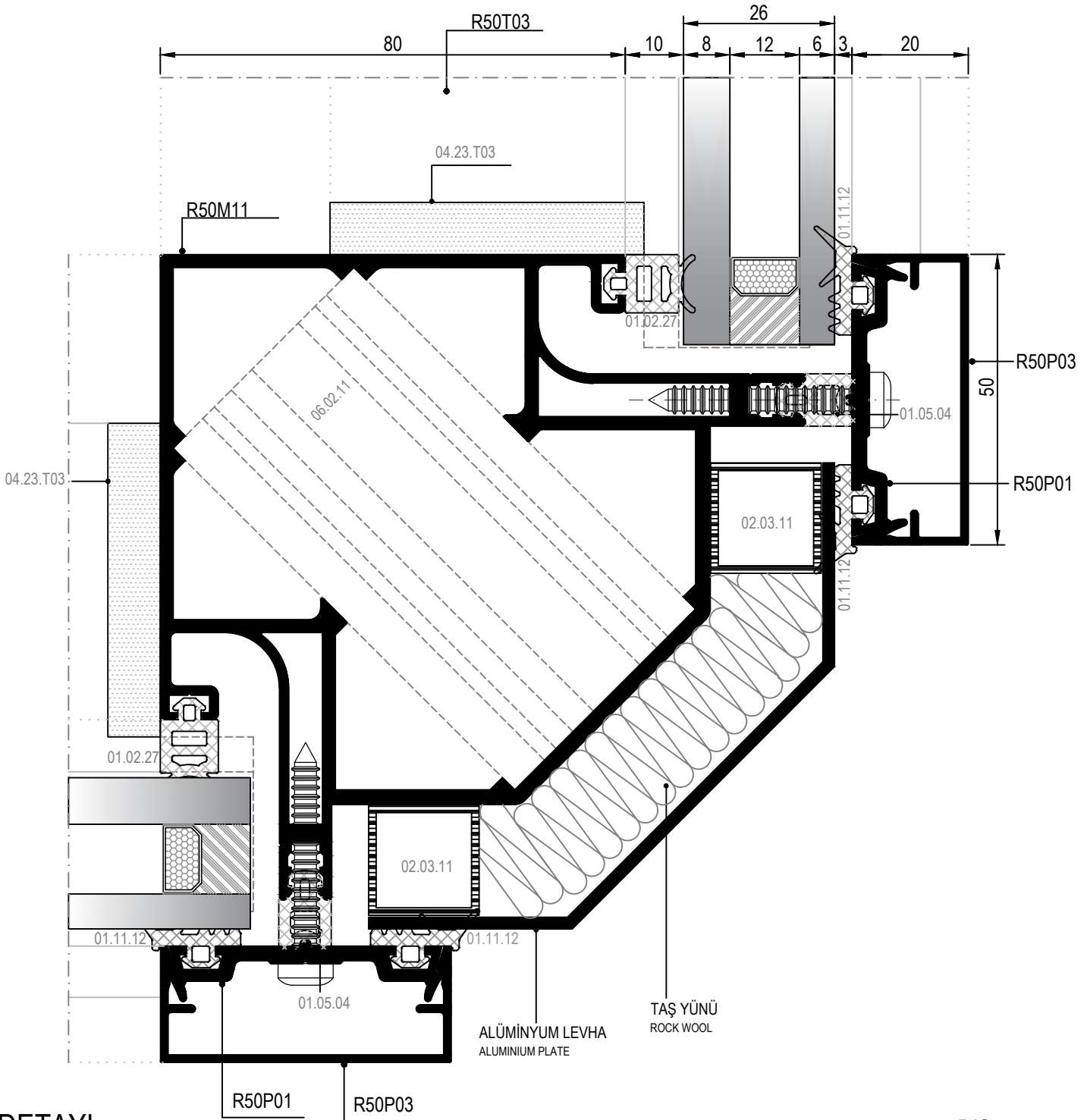
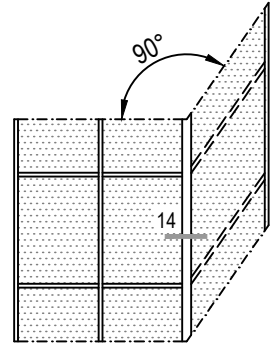


KAPAKLI CEPHE 135° AÇILI DÖNÜŞ DETAYI  
135° ANGULAR CURTAIN WALL DETAIL





KAPAKLI CEPHE 90° KÖŞE DÖNÜŞ DETAYI  
90° ANGULAR DETAIL FOR CURTAIN WALL



**MİMARİ KATALOG**  
ARCHITECTURAL CATALOGUE

Alüminyum Cephe Sistemleri  
Aluminium Facade Systems

**R50**

**ÇELİK TAKVİYELİ DETAYLAR**

**STEEL REINFORCEMENT DETAILS**





**MİMARİ KATALOG**  
ARCHITECTURAL CATALOGUE

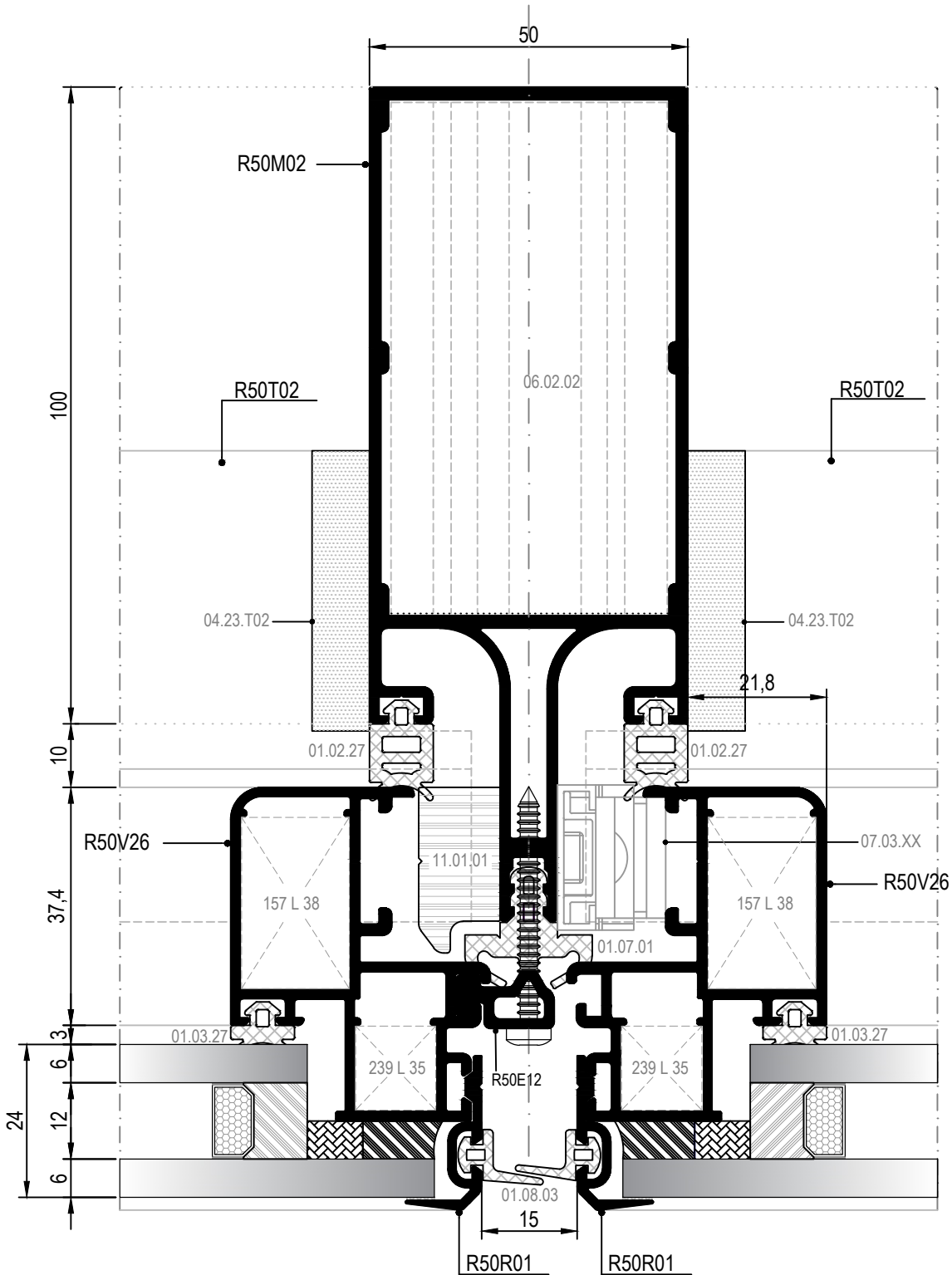
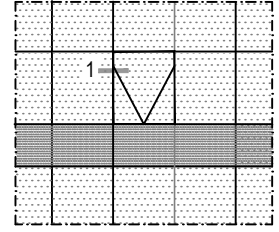
Alüminyum Cephe Sistemleri  
Aluminium Facade Systems

**R50**

**SİLİKON CEPHE DETAYLARI**

**STRUCTURAL GLAZING DETAILS**

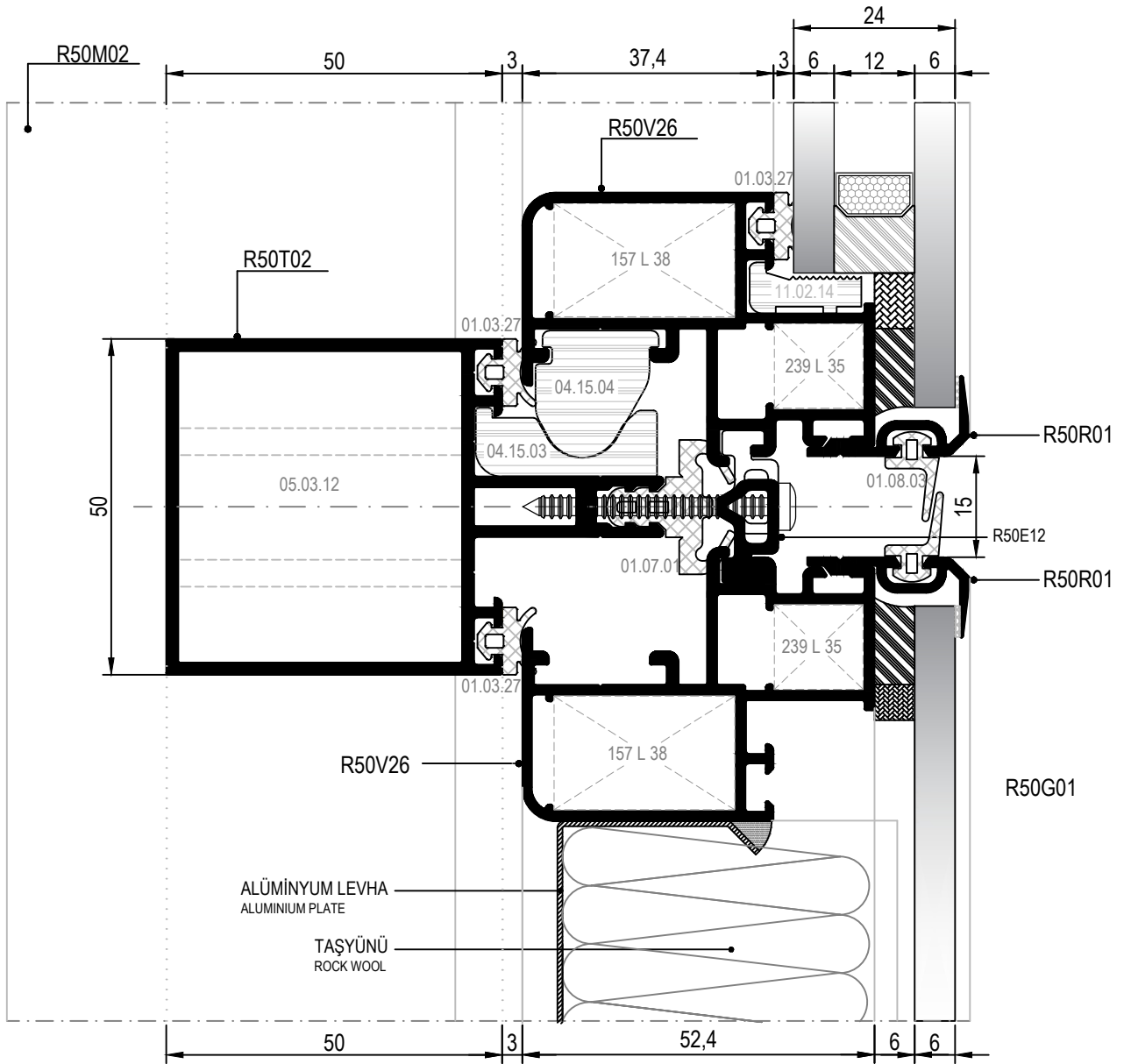
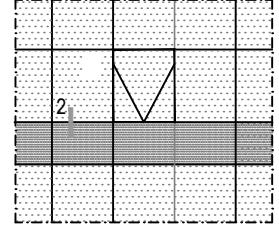
SİLİKON CEPHE DÜŞEY DETAYI  
STRUCTURAL GLAZING VERTICAL DETAIL



① DETAYI  
DETAIL

▼ DIŞ  
(OUTSIDE)

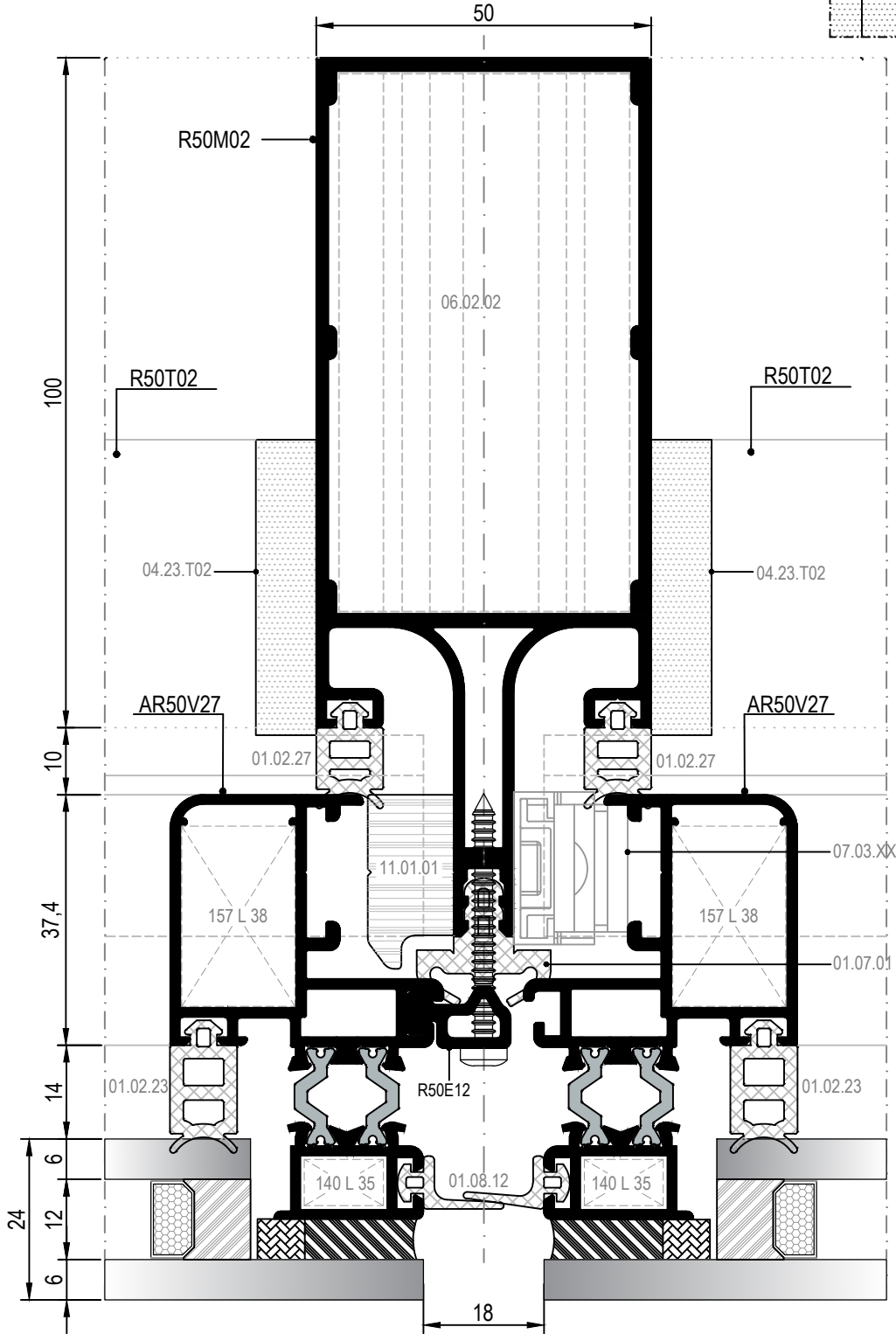
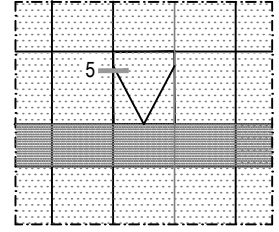
SİLİKON CEPHE YATAY DETAYI  
STRUCTURAL GLAZING HORIZONTAL DETAIL



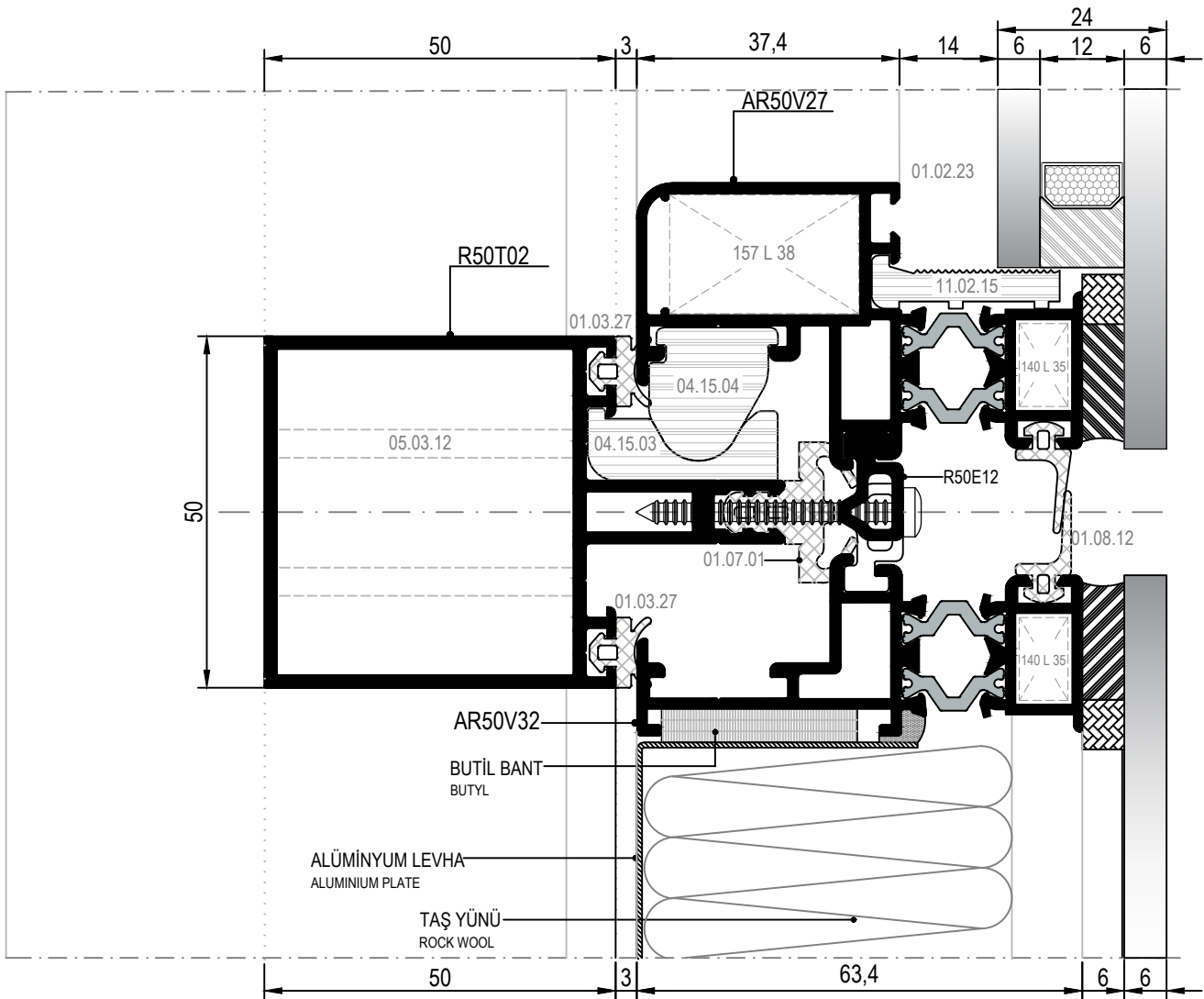
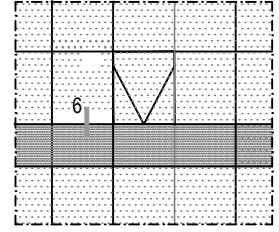




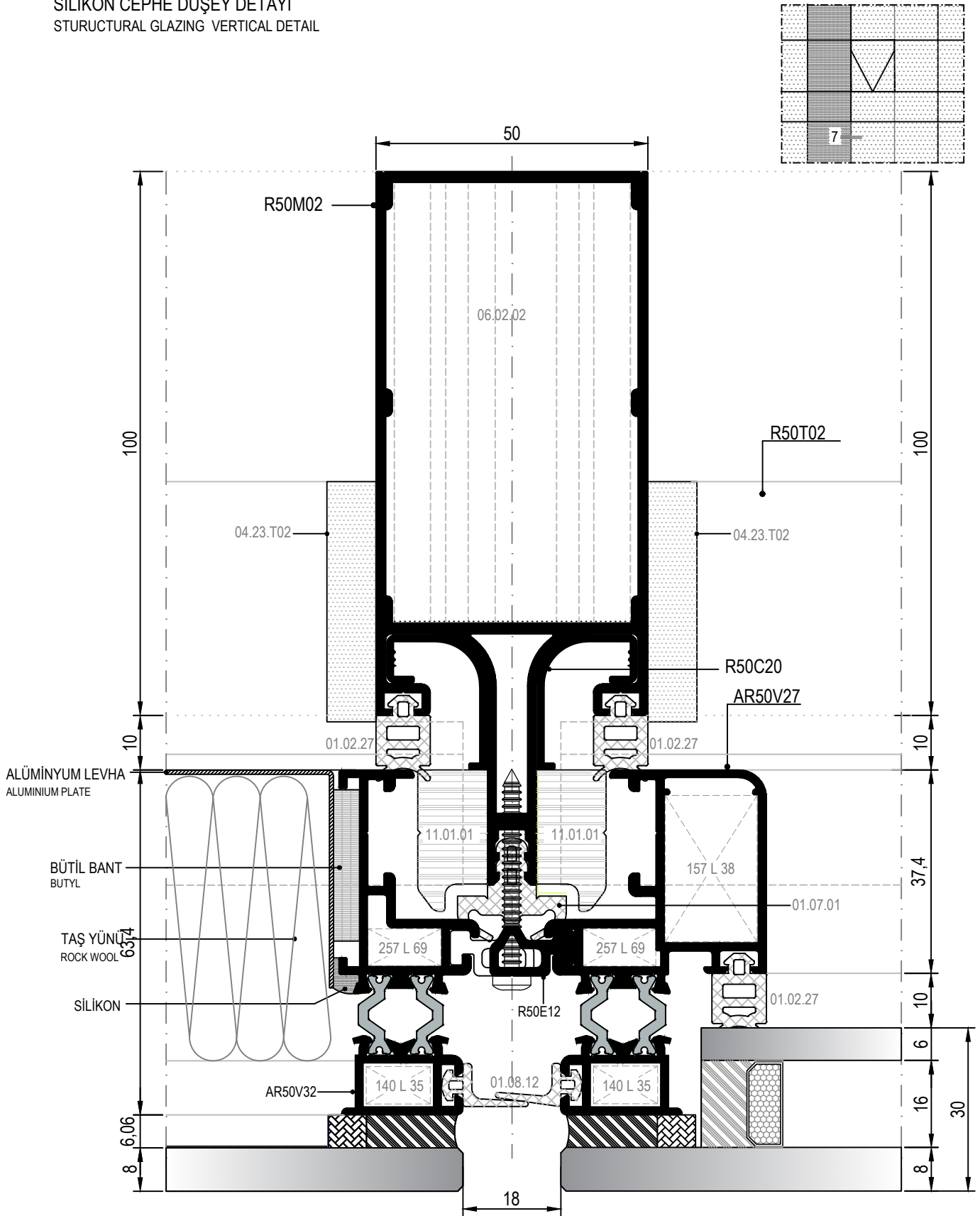
SİLİKON CEPHE GİZLİ KANAT DÜŞEY DETAYI  
STRUCTURAL GLAZING HIDDEN VENT VERTICAL DETAIL



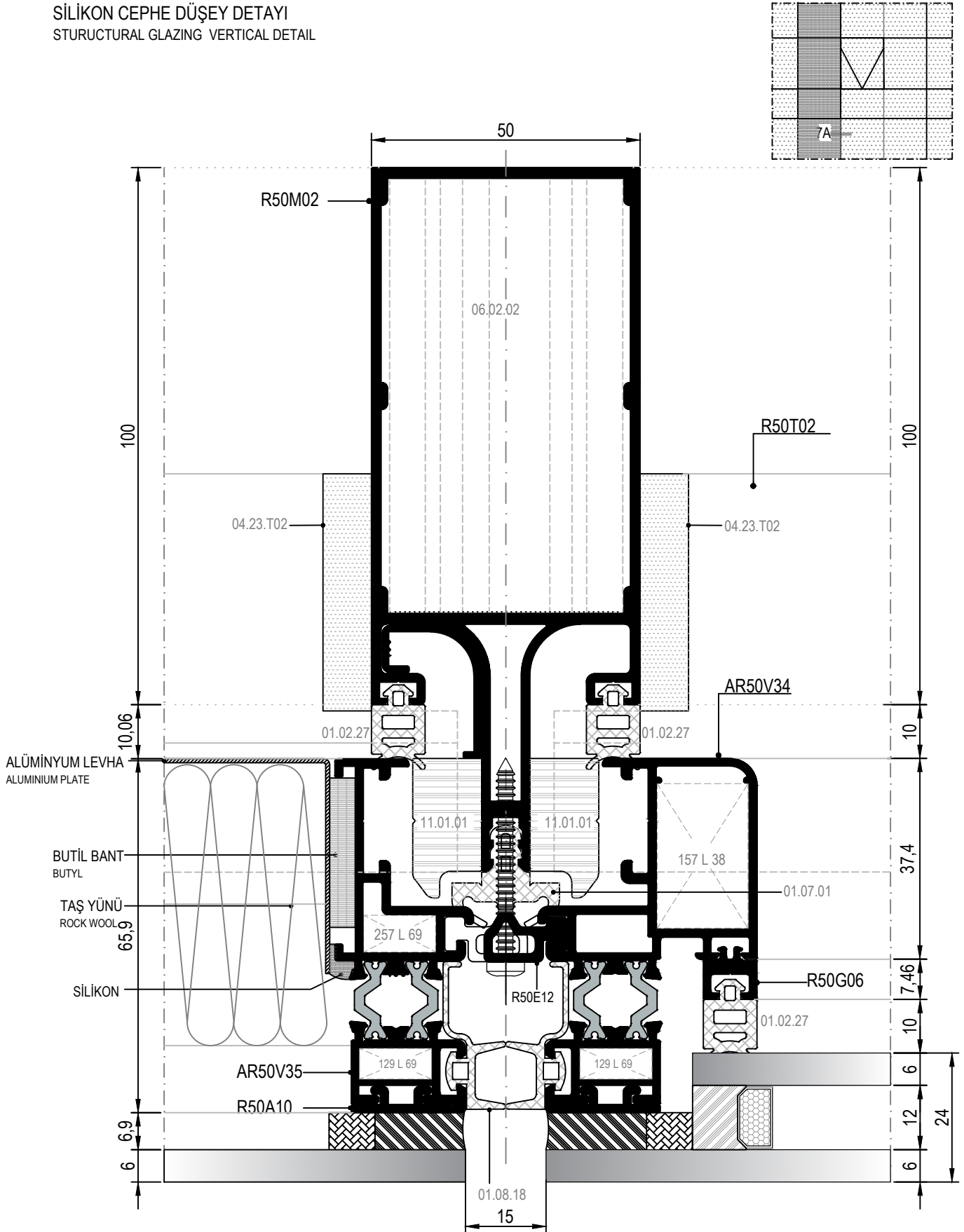
aSİLİKON CEPHE YATAY DETAYI  
STRUCTURAL GLAZING HORIZONTAL DETAIL



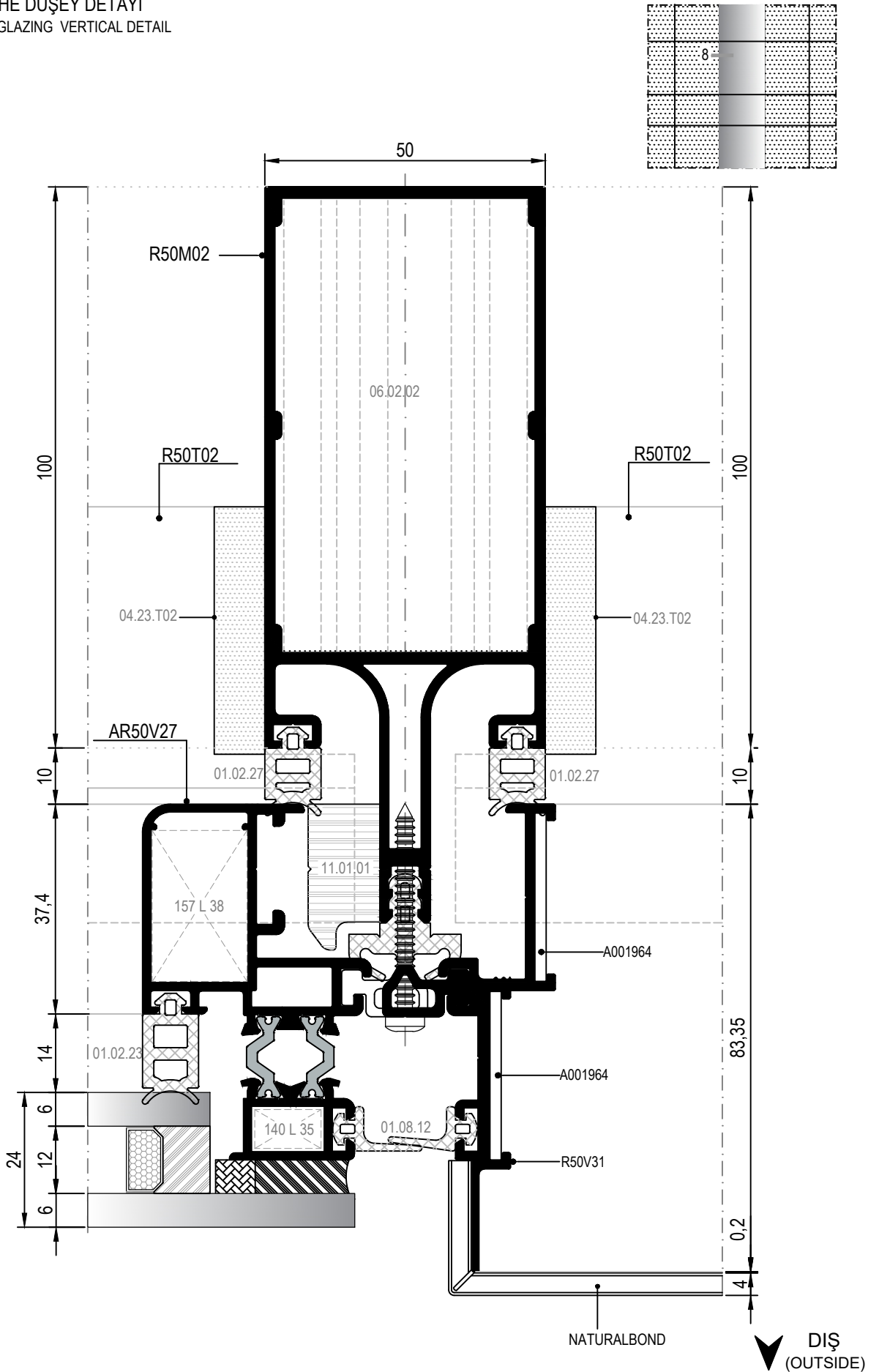
SİLİKON CEPHE DÜŞEY DETAYI  
STRUCTURAL GLAZING VERTICAL DETAIL



SİLİKON CEPHE DÜŞEY DETAYI  
STRUCTURAL GLAZING VERTICAL DETAIL

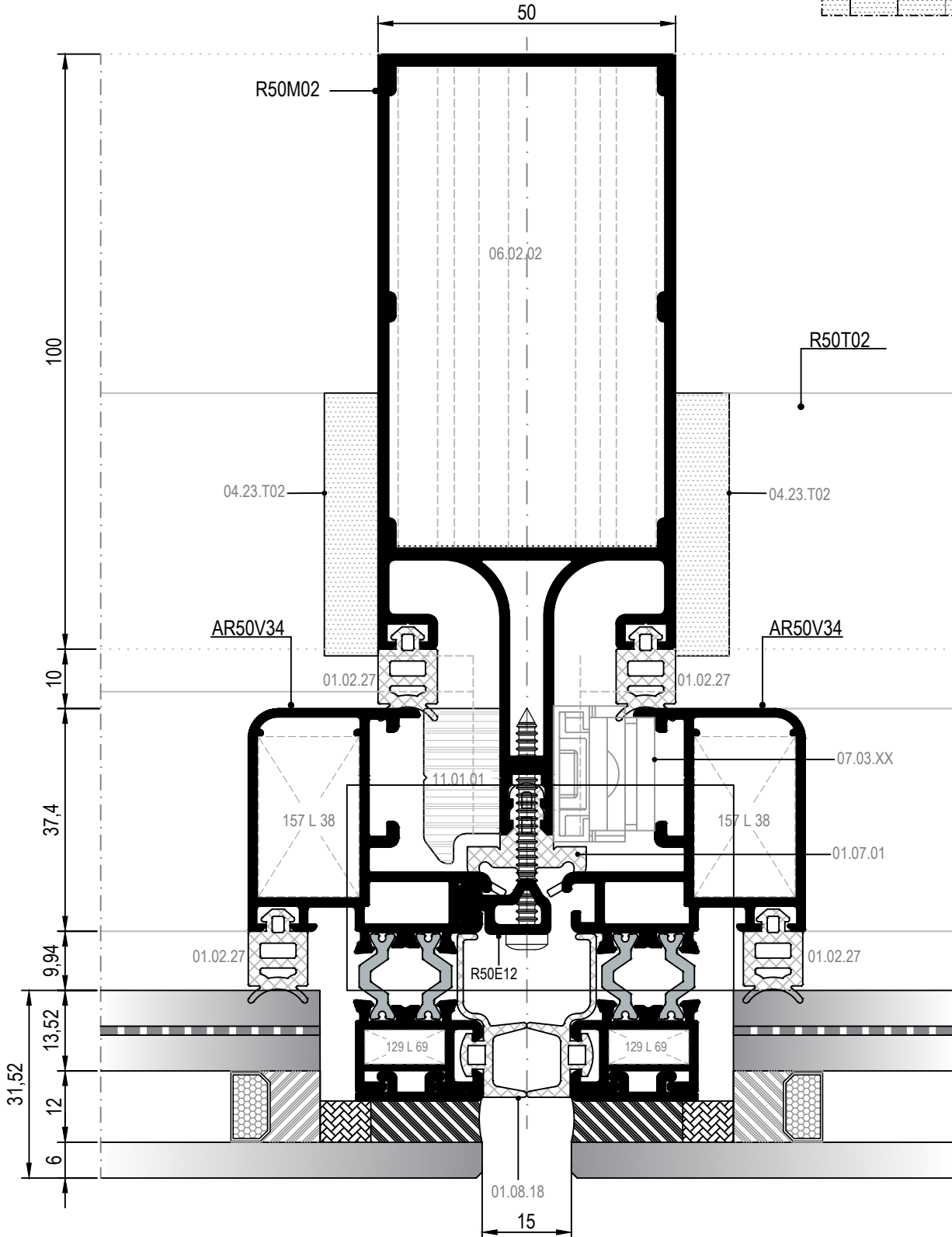
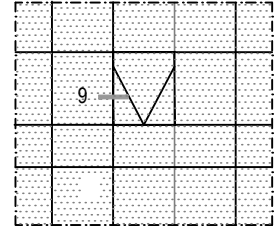


SİLİKON CEPHE DÜŞEY DETAYI  
STRUCTURAL GLAZING VERTICAL DETAIL

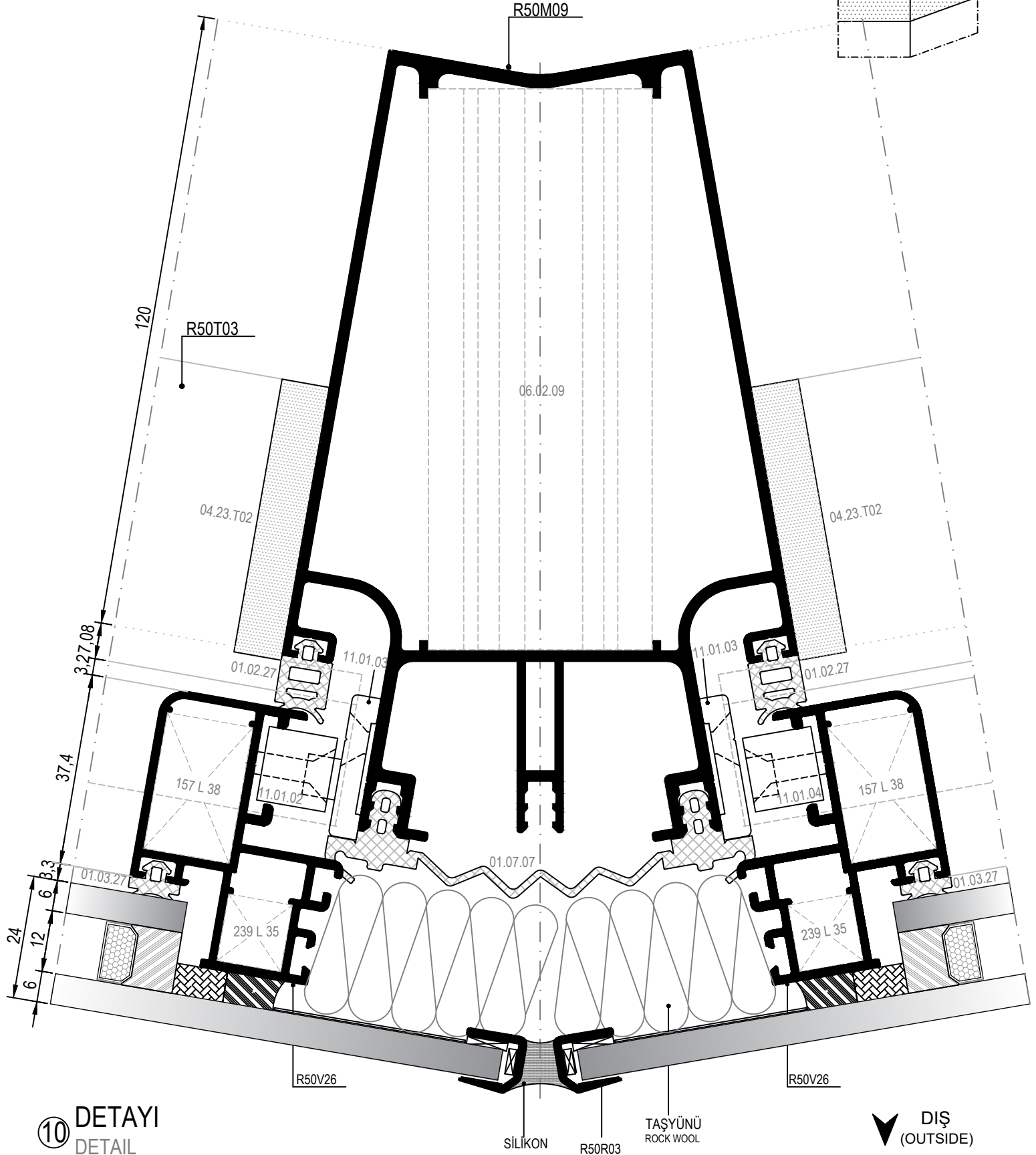
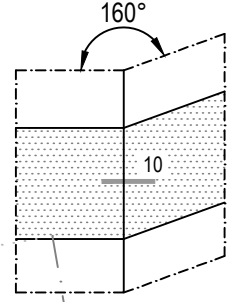


8 DETAYI  
DETAIL

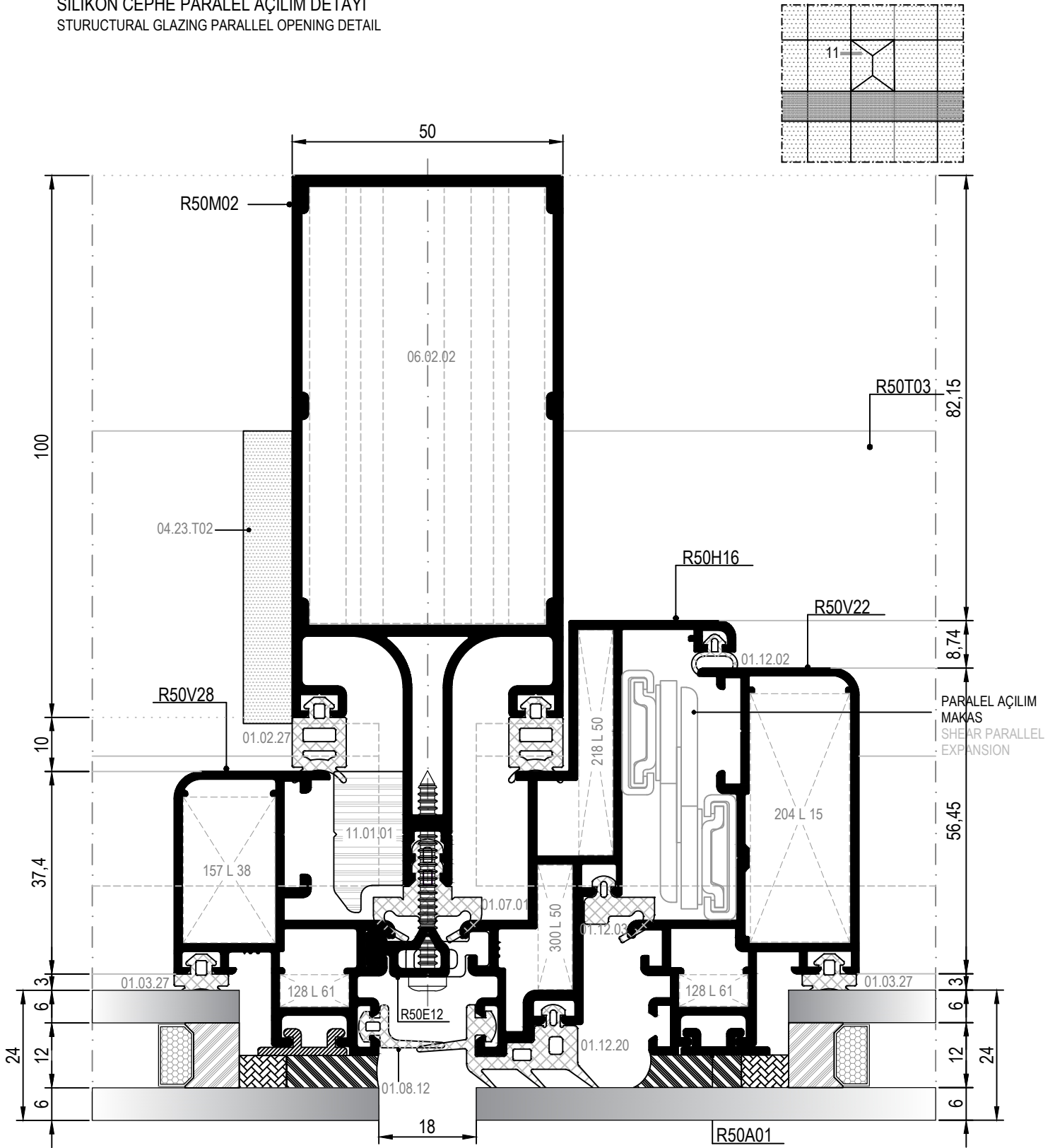
SİLİKON CEPHE DÜŞEY DETAYI  
STRUCTURAL GLAZING VERTICAL DETAIL



SİLİKON CEPHE 160°DÖNÜŞ DETAYI  
STRUCTURAL GLAZING 160° ANGULAR DETAIL



SİLİKON CEPHE PARALEL AÇILIM DETAYI  
STRUCTURAL GLAZING PARALLEL OPENING DETAIL



**MİMARİ KATALOG**  
ARCHITECTURAL CATALOGUE

Alüminyum Cephe Sistemleri  
Aluminium Facade Systems

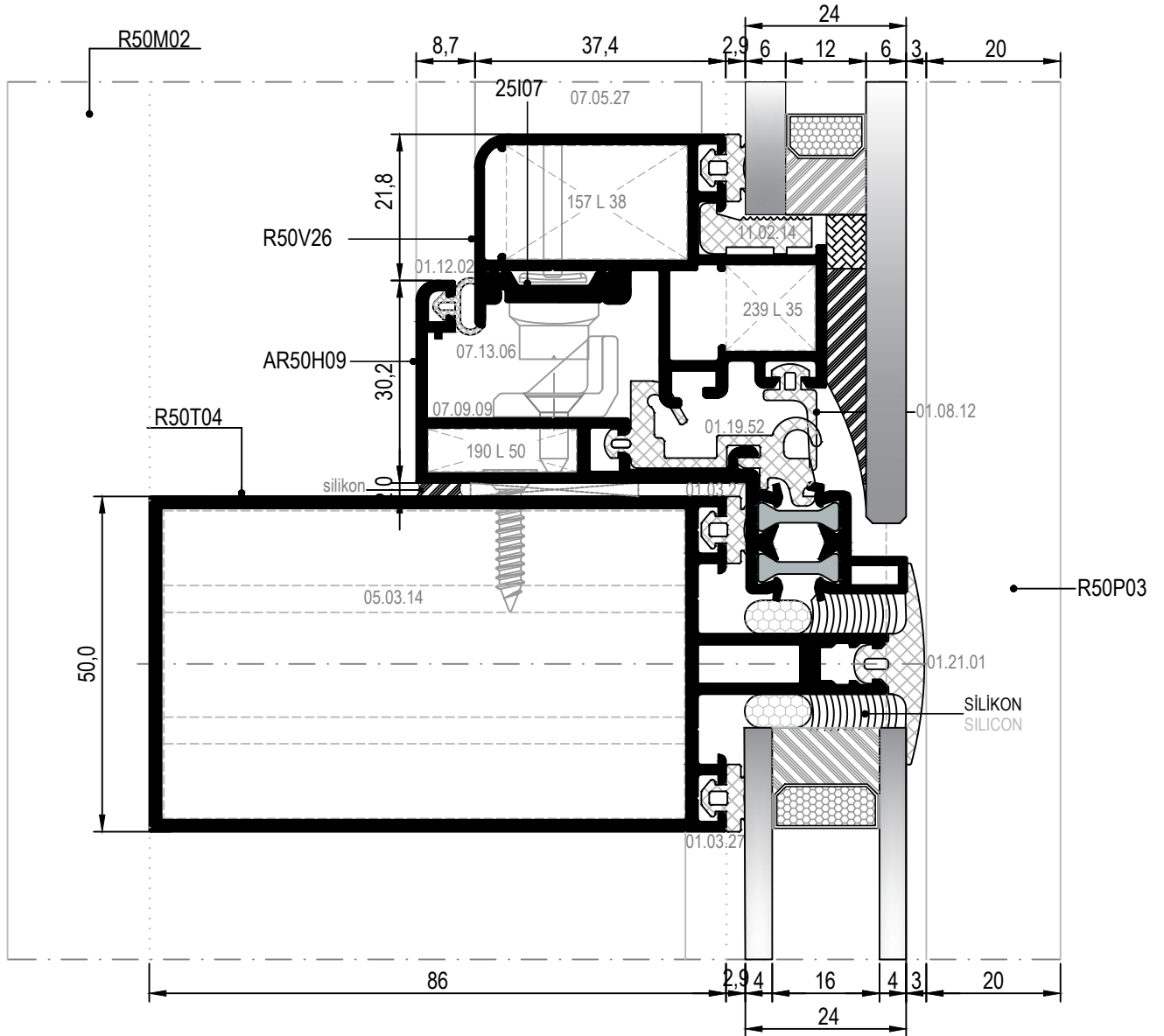
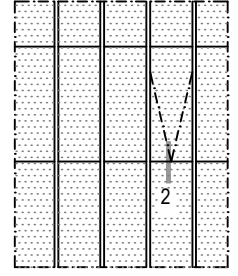
**R50**

**YARI KAPAKLI DETAYLAR**

**SEMI-STRUCTURAL DETAILS**

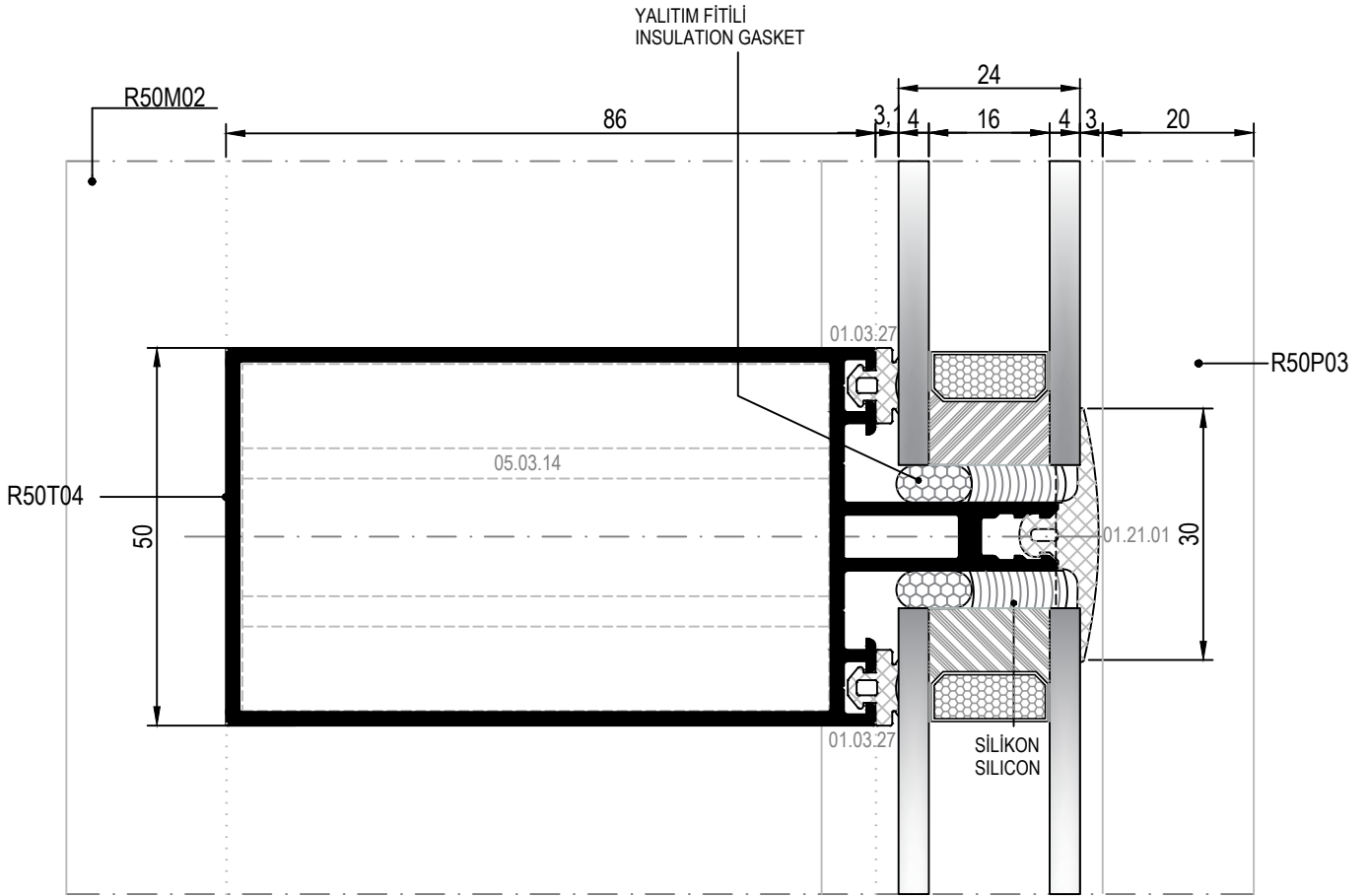
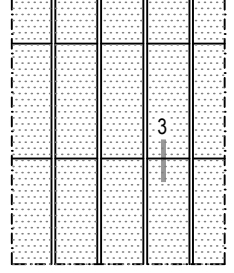


YATAY SİLİKON DÜŞEY KAPAKLI SİSTEM GİZLİ KANAT YATAY DETAYI  
SEMI-STRUCTURAL SYSTEM HIDDEN VENT HORIZONTAL DETAIL



\*\*DÜŞEY PROFİL AKS ARALIĞI 1 M'DEN AZ OLMALIDIR.  
AXLE DIMENSIONS MUST BE LESS THAN 1 M.

YATAY SİLİKON DÜŞEY KAPAKLI SİSTEM YATAY DETAYI  
SEMI-STRUCTURAL SYSTEM HORIZONTAL DETAIL

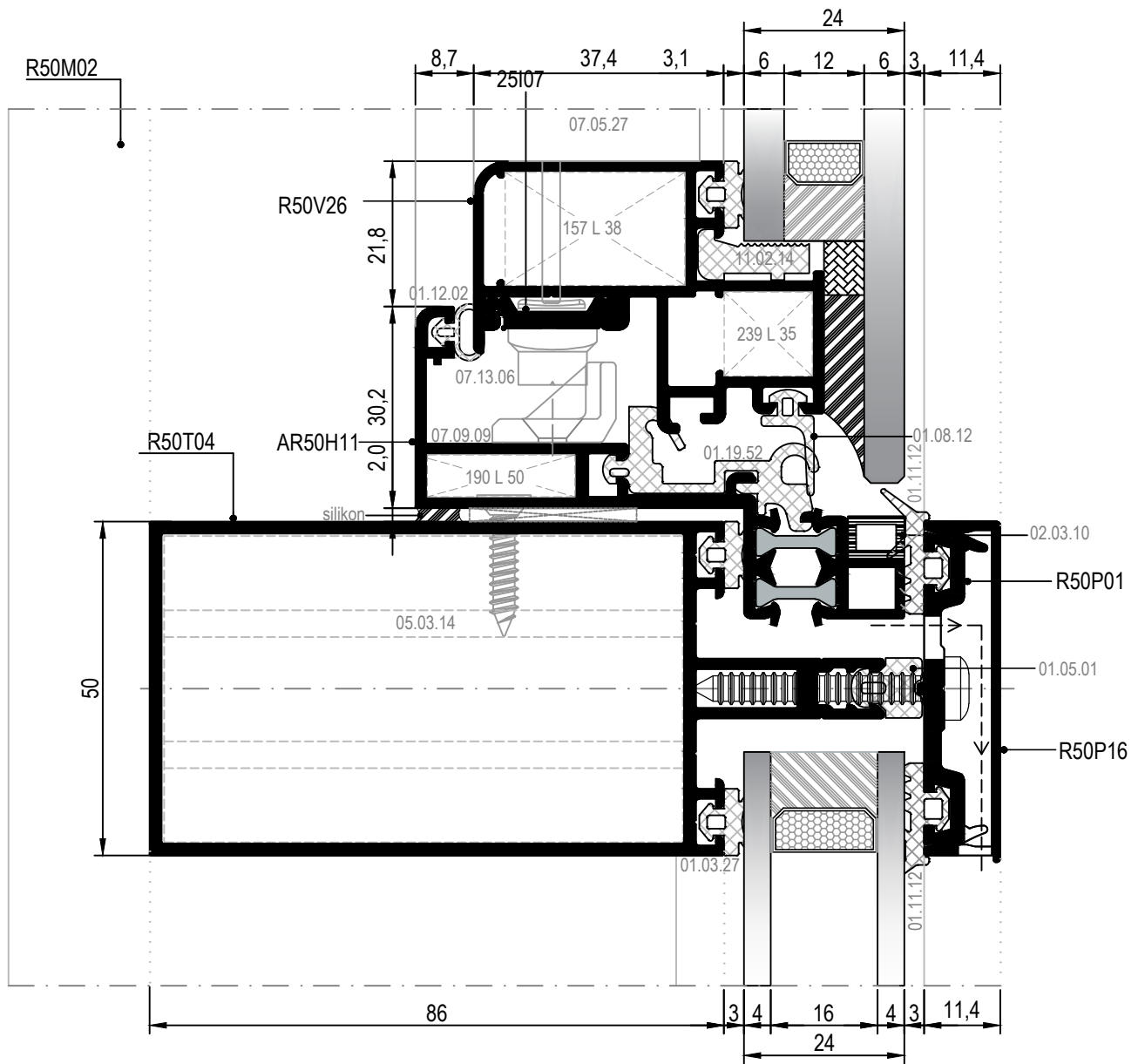
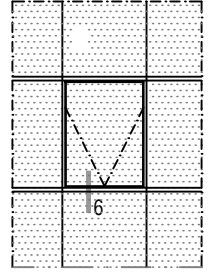


\*\*DÜŞEY PROFİL AKS ARALIĞI 1 M'DEN AZ OLMALIDIR.  
AXLE DIMENSIONS MUST BE LESS THAN 1 M.





DÜŞEY SİLİKON YATAY KAPAKLI SİSTEM GİZLİ KANAT YATAY DETAYI  
SEMI-STRUCTURAL SYSTEM HIDDEN VENT HORIZONTAL DETAIL



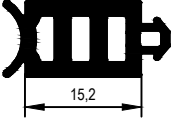
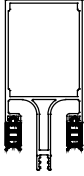

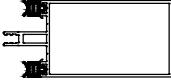
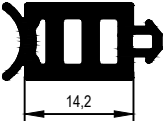
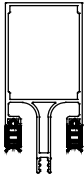
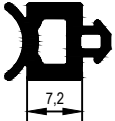
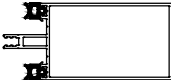

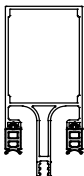
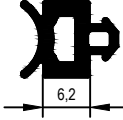
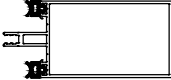
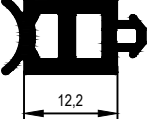
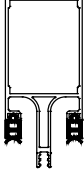
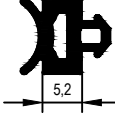


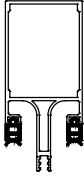
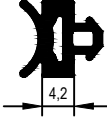
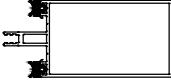

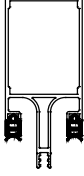

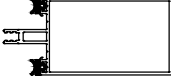

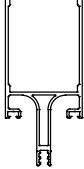
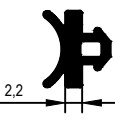

**MİMARİ KATALOG**  
ARCHITECTURAL CATALOGUE

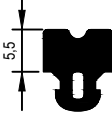
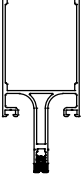
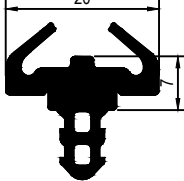
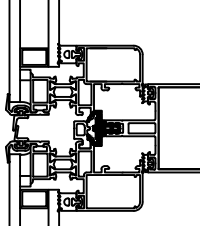

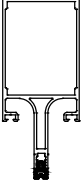
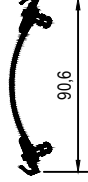
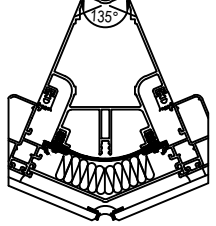
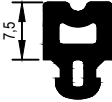
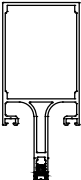
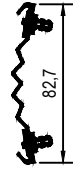
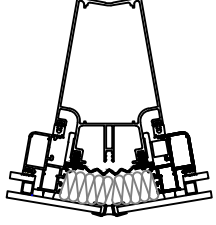

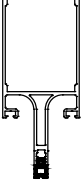
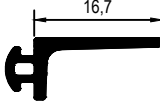
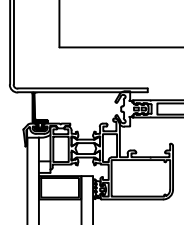

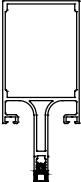
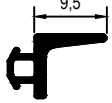
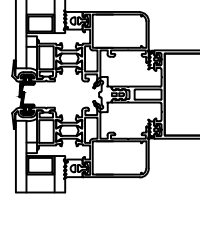
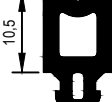
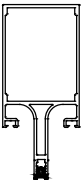
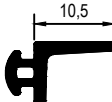
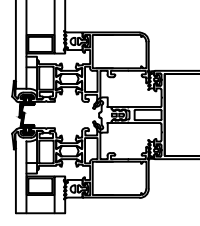
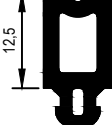
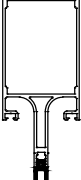
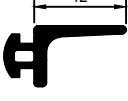
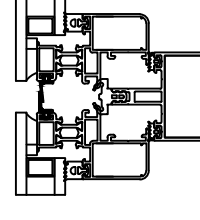
Alüminyum Cephe Sistemleri  
Aluminium Facade Systems

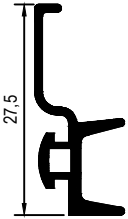
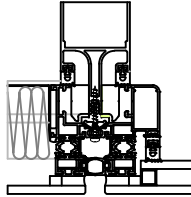
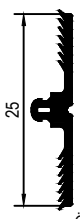
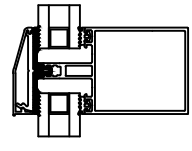
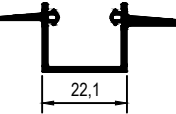
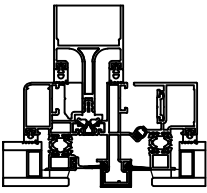
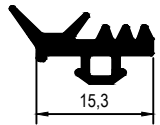
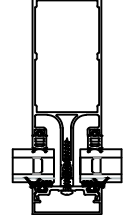
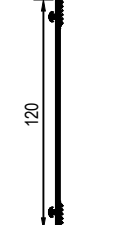
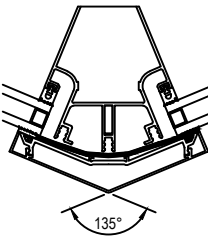

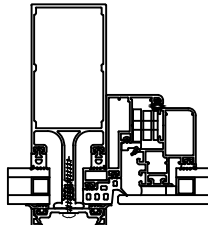
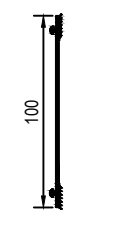
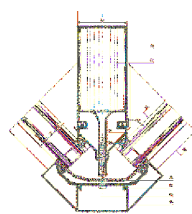

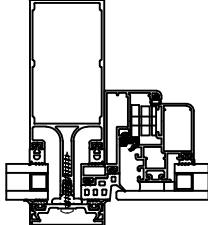

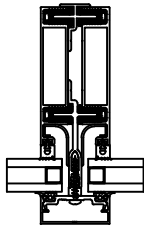

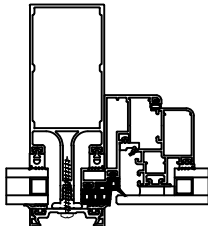

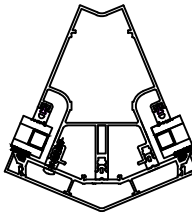
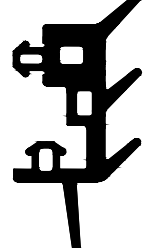
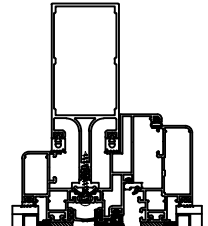
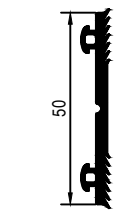
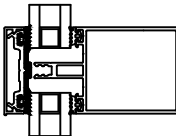

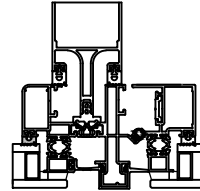
# R50

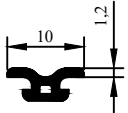
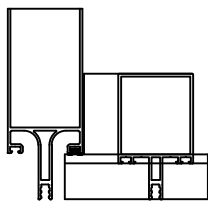
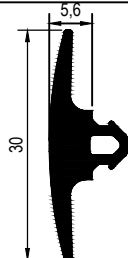
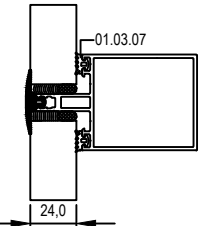

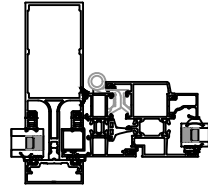
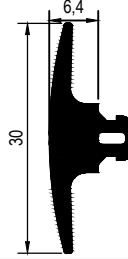
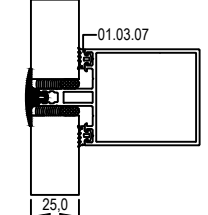

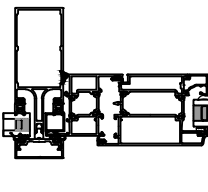
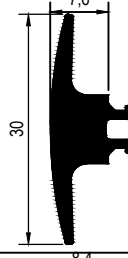
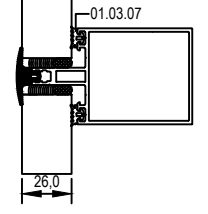

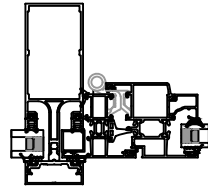
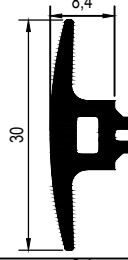
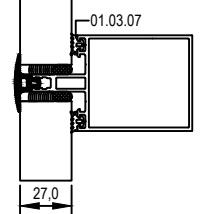

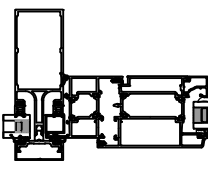
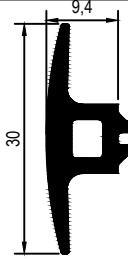
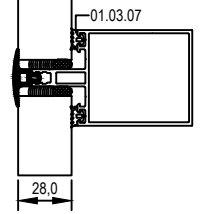

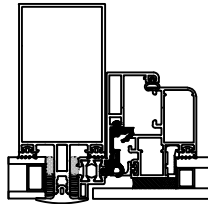
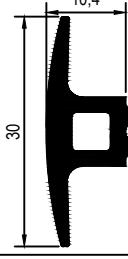
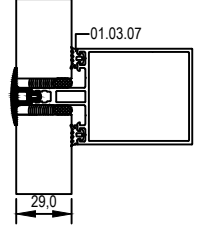
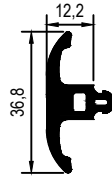
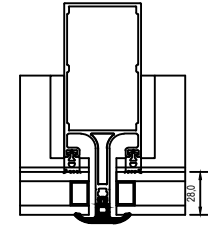
**AKSESUARLAR**

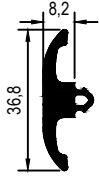
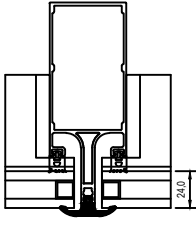

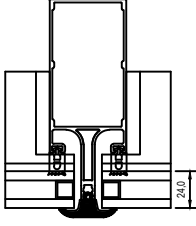

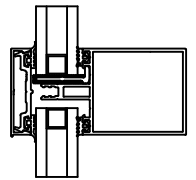
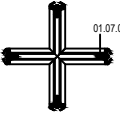
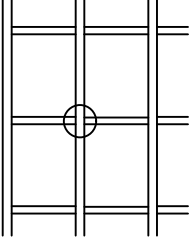
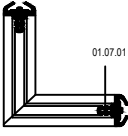
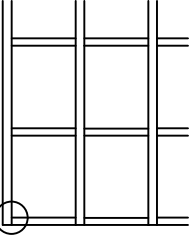
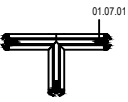
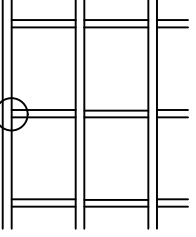
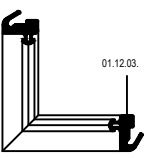
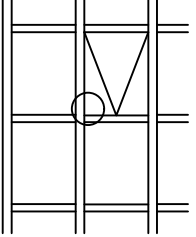
**ACCESSORIES**

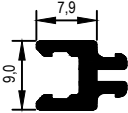
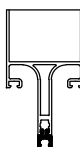
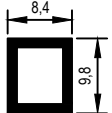
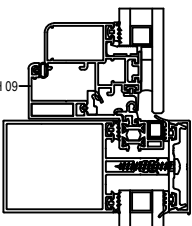
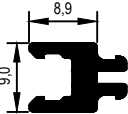

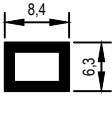
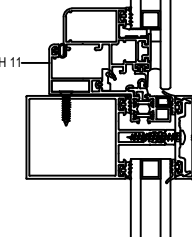
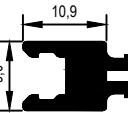
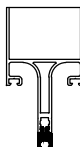
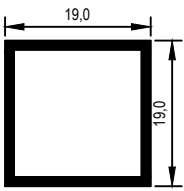
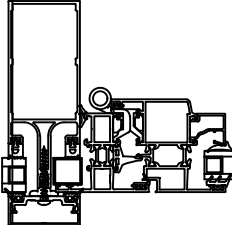
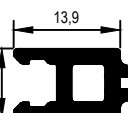
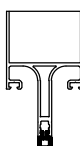
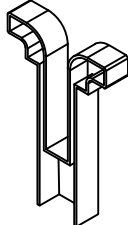
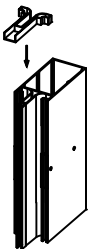
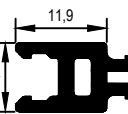

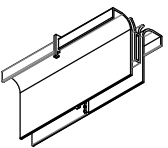
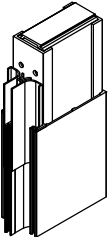
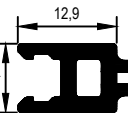
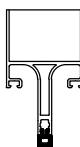
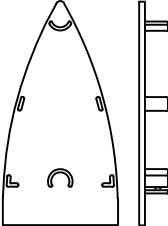
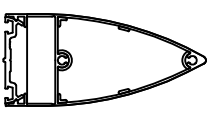
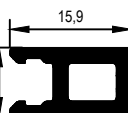
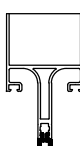
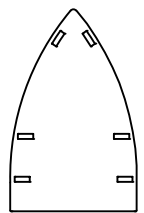
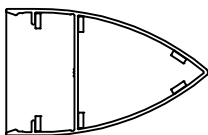
 <p>15,2</p>	<p><b>01.02.21</b> CAM FİTİLİ GLAZING GASKET Malzeme / Material : EPDM Ağırlık / Weight : 175 gr/m Paket / Package: 85 m / 15 kg</p>		 <p>8,2</p>	<p><b>01.03.21</b> CAM FİTİLİ GLAZING GASKET Malzeme / Material : EPDM Ağırlık / Weight : 115 gr/m Paket / Package: 130 m / 15 kg</p>	
 <p>14,2</p>	<p><b>01.02.22</b> CAM FİTİLİ GLAZING GASKET Malzeme / Material : EPDM Ağırlık / Weight : 170 gr/m Paket / Package: 88 m / 15 kg</p>		 <p>7,2</p>	<p><b>01.03.22</b> CAM FİTİLİ GLAZING GASKET Malzeme / Material : EPDM Ağırlık / Weight : 93 gr/m Paket / Package: 161 m / 15 kg</p>	
 <p>13,2</p>	<p><b>01.02.23</b> CAM FİTİLİ GLAZING GASKET Malzeme / Material : EPDM Ağırlık / Weight : 146 gr/m Paket / Package: 102 m / 15 kg</p>		 <p>6,2</p>	<p><b>01.03.23</b> CAM FİTİLİ GLAZING GASKET Malzeme / Material : EPDM Ağırlık / Weight : 88 gr/m Paket / Package: 170 m / 15 kg</p>	
 <p>12,2</p>	<p><b>01.02.24</b> CAM FİTİLİ GLAZING GASKET Malzeme / Material : EPDM Ağırlık / Weight : 139 gr/m Paket / Package: 107 m / 15 kg</p>		 <p>5,2</p>	<p><b>01.03.24</b> CAM FİTİLİ GLAZING GASKET Malzeme / Material : EPDM Ağırlık / Weight : 81 gr/m Paket / Package: 185 m / 15 kg</p>	
 <p>11,2</p>	<p><b>01.02.25</b> CAM FİTİLİ GLAZING GASKET Malzeme / Material : EPDM Ağırlık / Weight : 135 gr/m Paket / Package: 111 m / 15 kg</p>		 <p>4,2</p>	<p><b>01.03.25</b> CAM FİTİLİ GLAZING GASKET Malzeme / Material : EPDM Ağırlık / Weight : 71 gr/m Paket / Package: 211 m / 15 kg</p>	
 <p>10,2</p>	<p><b>01.02.26</b> CAM FİTİLİ GLAZING GASKET Malzeme / Material : EPDM Ağırlık / Weight : 130 gr/m Paket / Package: 115 m / 15 kg</p>		 <p>3,2</p>	<p><b>01.03.26</b> CAM FİTİLİ GLAZING GASKET Malzeme / Material : EPDM Ağırlık / Weight : 75 gr/m Paket / Package: 200 m / 15 kg</p>	
 <p>9,2</p>	<p><b>01.02.27</b> CAM FİTİLİ GLAZING GASKET Malzeme / Material : EPDM Ağırlık / Weight : 122 gr/m Paket / Package: 122 m / 15 kg</p>		 <p>2,2</p>	<p><b>01.03.27</b> CAM FİTİLİ GLAZING GASKET Malzeme / Material : EPDM Ağırlık / Weight : 62 gr/m Paket / Package: 242 m / 15 kg</p>	


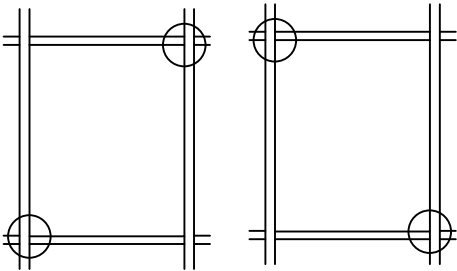






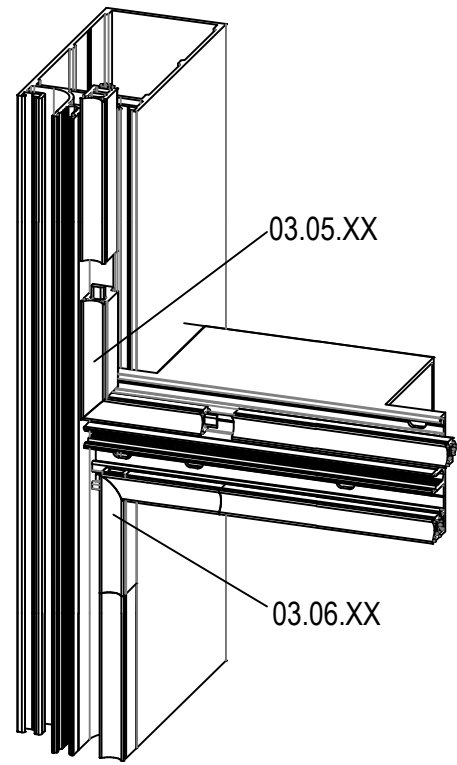






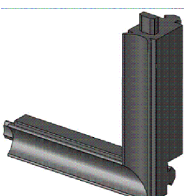
	<p><b>01.05.01</b> ORTA BASKI FİTİLİ CENTRAL GASKET</p> <p>Malzeme / Material : EPDM Ağırlık / Weight : 84 gr/m Paket / Package: 178 m / 15 kg</p>			<p><b>01.07.01</b> ORTA BASKI FİTİLİ CENTRAL GASKET</p> <p>Malzeme / Material : EPDM Ağırlık / Weight : 189 gr/m Paket / Package: 78 m / 15 kg</p>	
	<p><b>01.05.02</b> ORTA BASKI FİTİLİ CENTRAL GASKET</p> <p>Malzeme / Material : EPDM Ağırlık / Weight : 92 gr/m Paket / Package: 163 m / 15 kg</p>			<p><b>01.07.03</b> ORTA BASKI FİTİLİ (135°) CENTRAL GASKET (135°)</p> <p>Malzeme / Material : EPDM Ağırlık / Weight : 470 gr/m Paket / Package: 31 m / 15 kg</p> <p>Ölçek/Scale: 1/4</p>	
	<p><b>01.05.03</b> ORTA BASKI FİTİLİ CENTRAL GASKET</p> <p>Malzeme / Material : EPDM Ağırlık / Weight : 98 gr/m Paket / Package: 153 m / 15 kg</p>			<p><b>01.07.07</b> ORTA BASKI FİTİLİ (160°) CENTRAL GASKET (160°)</p> <p>Malzeme / Material : EPDM Ağırlık / Weight : 458 gr/m Paket / Package: 32 m / 15 kg</p> <p>Ölçek/Scale: 1/4</p>	
	<p><b>01.05.04</b> ORTA BASKI FİTİLİ CENTRAL GASKET</p> <p>Malzeme / Material : EPDM Ağırlık / Weight : 102 gr/m Paket / Package: 147 m / 15 kg</p>			<p><b>01.08.01</b> TIRNAK FİTİLİ SEALING JOINT GASKET</p> <p>Malzeme / Material : EPDM Ağırlık / Weight : 63 gr/m Paket / Package: 238 m / 15 kg</p>	
	<p><b>01.05.05</b> ORTA BASKI FİTİLİ CENTRAL GASKET</p> <p>Malzeme / Material : EPDM Ağırlık / Weight : 134 gr/m Paket / Package: 112 m / 15 kg</p>			<p><b>01.08.03</b> TIRNAK FİTİLİ SEALING JOINT GASKET</p> <p>Malzeme / Material : EPDM Ağırlık / Weight : 46 gr/m Paket / Package: 326 m / 15 kg</p>	
	<p><b>01.05.06</b> ORTA BASKI FİTİLİ CENTRAL GASKET</p> <p>Malzeme / Material : EPDM Ağırlık / Weight : 107 gr/m Paket / Package: 140 m / 15 kg</p>			<p><b>01.08.07</b> TIRNAK FİTİLİ SEALING JOINT GASKET</p> <p>Malzeme / Material : EPDM Ağırlık / Weight : 50 gr/m Paket / Package: 300 m / 15 kg</p>	
	<p><b>01.05.08</b> ORTA BASKI FİTİLİ CENTRAL GASKET</p> <p>Malzeme / Material : EPDM Ağırlık / Weight : 125 gr/m Paket / Package: 120 m / 15 kg</p>			<p><b>01.08.12</b> TIRNAK FİTİLİ SEALING JOINT GASKET</p> <p>Malzeme / Material : EPDM Ağırlık / Weight : 55 gr/m Paket / Package: 272 m / 15 kg</p>	

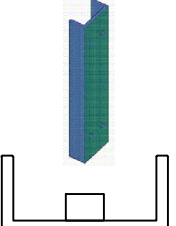
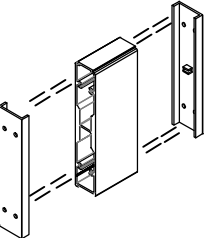
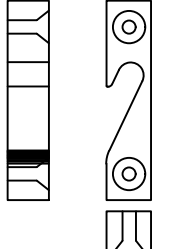
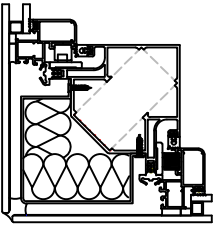
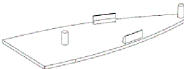
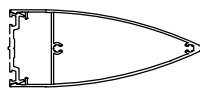

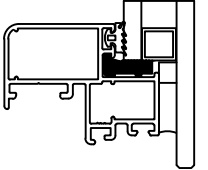

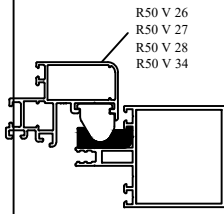

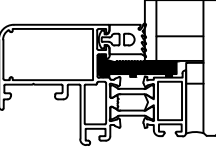
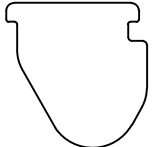
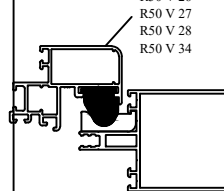
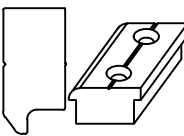
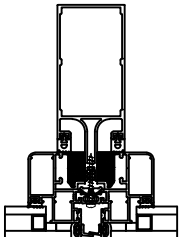
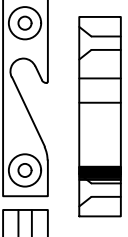
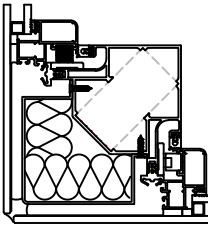
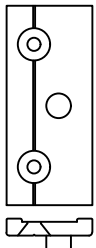
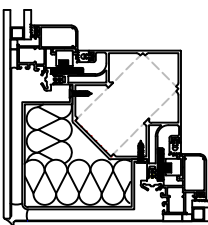
	<p><b>01.08.18</b> KASET BİNİ FİTİLİ SEAL GASKET</p> <p>Malzeme / Material : EPDM Ağırlık / Weight : 92 gr/m Paket / Package : 163 m / 15 kg</p>		 <p>Ölçek/Scale: 1/2</p>	<p><b>01.11.06</b> KAPAK ALTI FİTİLİ GLAZING GASKET</p> <p>Malzeme / Material : EPDM Ağırlık / Weight : 213 gr/m Paket / Package : 70 m / 15 kg</p>	
 <p>Ölçek/Scale: 1/2</p>	<p><b>01.08.20</b> KASA FİTİLİ FRAME GASKET</p> <p>Malzeme / Material : EPDM Ağırlık / Weight : 192 gr/m Paket / Package : 78 m / 15 kg R50TT SİSTEM İÇİN.</p>			<p><b>01.11.12</b> DIŞ CAM FİTİLİ GLAZING GASKET (OUT)</p> <p>Malzeme / Material : EPDM Ağırlık / Weight : 90 gr/m Paket / Package : 166 m / 15 kg</p>	
 <p>Ölçek/Scale: 1/4</p>	<p><b>01.09.04</b> DIŞ CAM FİTİLİ (135°) GLAZING GASKET (135°)</p> <p>Malzeme / Material : EPDM Ağırlık / Weight : 420 gr/m Paket / Package : 35 m / 15 kg</p>			<p><b>01.12.02</b> GİZLİ KANAT FİTİLİ SEAL GASKET</p> <p>Malzeme / Material : EPDM Ağırlık / Weight : 35 gr/m Paket / Package : 428 m / 13 kg</p>	
	<p><b>01.09.03</b> DIŞ CAM FİTİLİ (90°) GLAZING GASKET (90°)</p> <p>Malzeme / Material : EPDM Ağırlık / Weight : 341 gr/m Paket / Package : 44 m / 15 kg</p>			<p><b>01.12.03</b> GİZLİ KANAT FİTİLİ SEAL GASKET</p> <p>Malzeme / Material : EPDM Ağırlık / Weight : 84 gr/m Paket / Package : 178 m / 15 kg</p>	
	<p><b>01.10.01</b> DİLATASYON FİTİLİ EXPANSION GASKET</p> <p>Malzeme / Material : EPDM Ağırlık / Weight : 206 gr/m Paket / Package : 72,8 m / 15 kg</p>			<p><b>01.12.14</b> GİZLİ KANAT KASA FİTİLİ SEAL GASKET</p> <p>Malzeme / Material : EPDM Ağırlık / Weight : 351 gr/m Paket / Package : 42 m / 15 kg</p>	
	<p><b>01.11.03</b> DIŞ CAM FİTİLİ GLAZING GASKET</p> <p>Malzeme / Material : EPDM Ağırlık / Weight : 70 gr/m Paket / Package : 214 m / 15 kg</p>			<p><b>01.12.20</b> GİZLİ KANAT KASA FİTİLİ SEAL GASKET</p> <p>Malzeme / Material : EPDM Ağırlık / Weight : 219 gr/m Paket / Package : 68 m / 15 kg</p>	
 <p>Ölçek/Scale: 1/2</p>	<p><b>01.11.05</b> KAPAK ALTI FİTİLİ GLAZING GASKET</p> <p>Malzeme / Material : EPDM Ağırlık / Weight : 220 gr/m Paket / Package : 68 m / 15 kg</p>			<p><b>01.12.22</b> GİZLİ KANAT FİTİLİ FRAME GASKET</p> <p>Malzeme / Material : EPDM Ağırlık / Weight : 31 gr/m Paket / Package : 483 m / 13 kg R50TT SİSTEM İÇİN.</p>	

	<p><b>01.14.01</b> BİTİŞ FİTİLİ FINISH GASKET</p> <p>Malzeme / Material : EPDM Ağırlık / Weight : 30 gr/m Paket / Package: 500 m / 15 kg</p>			<p><b>01.21.01</b> BASMA FİTİLİ PRESSURE GASKET</p> <p>Malzeme / Material : EPDM Ağırlık / Weight : 136 gr/m Paket / Package: 109 m / 15 kg</p>	
	<p><b>01.17.02</b> İÇ CAM FİTİLİ 1,6 mm INSIDE GLAZING GASKET 1,6 mm</p> <p>Malzeme / Material : EPDM Ağırlık / Weight : 56 gr/m Paket / Package: 267m / 15 kg</p>			<p><b>01.21.02</b> BASMA FİTİLİ PRESSURE GASKET</p> <p>Malzeme / Material : EPDM Ağırlık / Weight : 158 gr/m Paket / Package: 94 m / 15 kg</p>	
	<p><b>01.17.03</b> İÇ CAM FİTİLİ 2,8 mm INSIDE GLAZING GASKET 2,8 mm</p> <p>Malzeme / Material : EPDM Ağırlık / Weight : 59 gr/m Paket / Package: 254m / 15 kg</p>			<p><b>01.21.03</b> BASMA FİTİLİ PRESSURE GASKET</p> <p>Malzeme / Material : EPDM Ağırlık / Weight : 163 gr/m Paket / Package: 92 m / 15 kg</p>	
	<p><b>01.17.04</b> İÇ CAM FİTİLİ 3,6 mm INSIDE GLAZING GASKET 3,6 mm</p> <p>Malzeme / Material : EPDM Ağırlık / Weight : 71 gr/m Paket / Package: 210m / 15 kg</p>			<p><b>01.21.04</b> BASMA FİTİLİ PRESSURE GASKET</p> <p>Malzeme / Material : EPDM Ağırlık / Weight : 159 gr/m Paket / Package: 94 m / 15 kg</p>	
	<p><b>01.17.05</b> İÇ CAM FİTİLİ 4,6 mm INSIDE GLAZING GASKET 4,6 mm</p> <p>Malzeme / Material : EPDM Ağırlık / Weight : 89 gr/m Paket / Package: 168m / 15 kg</p>			<p><b>01.21.05</b> BASMA FİTİLİ PRESSURE GASKET</p> <p>Malzeme / Material : EPDM Ağırlık / Weight : 172 gr/m Paket / Package: 87 m / 15 kg</p>	
 <p>Ölçek/Scale: 1/2</p>	<p><b>01.19.52</b> KASET BİNİ FİTİLİ SEAL GASKET</p> <p>Malzeme / Material : EPDM Ağırlık / Weight : 214 gr/m Paket / Package: 70 m / 15 kg</p>			<p><b>01.21.06</b> BASMA FİTİLİ PRESSURE GASKET</p> <p>Malzeme / Material : EPDM Ağırlık / Weight : 167 gr/m Paket / Package: 90 m / 15 kg</p>	
			 <p>Ölçek/Scale: 1/2</p>	<p><b>01.21.07</b> BASMA FİTİLİ PRESSURE GASKET</p> <p>Malzeme / Material : EPDM Ağırlık / Weight : 260 gr/m Paket / Package: 57 m / 15 kg</p>	


 <p>Ölçek/Scale: 1/2</p>	<p><b>01.21.08</b> BASMA FİTİLİ PRESSURE GASKET</p> <p>Malzeme / Material : EPDM Ağırlık / Weight : 228 gr/m Paket / Package: 65 m / 15 kg</p>				
 <p>Ölçek/Scale: 1/2</p>	<p><b>01.21.09</b> BASMA FİTİLİ PRESSURE GASKET</p> <p>Malzeme / Material : EPDM Ağırlık / Weight : 304 gr/m Paket / Package: 49 m / 15 kg</p>				
 <p>Ölçek/Scale: 1/2</p>	<p><b>01.22.01</b> CAM TAKOZ FİTİLİ SUPPORT GASKET</p> <p>Malzeme / Material : EPDM Ağırlık / Weight : 115 gr/m Paket / Package: 130 m / 15 kg</p>				
 <p>Ölçek/Scale: 1/2</p>	<p><b>03.07.01</b> ( + ) FİTİL ( + ) GASKET</p> <p>Malzeme / Material : EPDM 01.07.01 - 01.07.01</p>				
 <p>Ölçek/Scale: 1/2</p>	<p><b>03.07.02</b> ( L ) FİTİL ( L ) GASKET</p> <p>Malzeme / Material : EPDM 01.07.01 - 01.07.01</p>				
 <p>Ölçek/Scale: 1/2</p>	<p><b>03.07.03</b> ( T ) FİTİL ( T ) GASKET</p> <p>Malzeme / Material : EPDM 01.07.01 - 01.07.01</p>				
 <p>Ölçek/Scale: 1/2</p>	<p><b>03.07.04</b> ( L ) FİTİL ( L ) GASKET</p> <p>Malzeme / Material : EPDM 01.12.03 - 01.12.03</p>				

 <p>7,9 9,0</p>	<p><b>02.01.01</b> PVC PROFİL PVC PROFILE Malzeme / Material : PVC</p>		 <p>8,4 9,8</p>	<p><b>02.03.06</b> PVC PROFİL PVC PROFILE Malzeme / Material : PVC</p>	 <p>R50 H 09</p>
 <p>8,9 9,0</p>	<p><b>02.01.02</b> PVC PROFİL PVC PROFILE Malzeme / Material : PVC</p>		 <p>8,4 6,3</p>	<p><b>02.03.10</b> PVC PROFİL PVC PROFILE Malzeme / Material : PVC</p>	 <p>R50 H 11</p>
 <p>10,9 9,0</p>	<p><b>02.01.04</b> PVC PROFİL PVC PROFILE Malzeme / Material : PVC</p>		 <p>19,0 19,0</p>	<p><b>02.03.11</b> PVC PROFİL PVC PROFILE Malzeme / Material : PVC</p>	
 <p>13,9 9,0</p>	<p><b>02.01.05</b> PVC PROFİL PVC PROFILE Malzeme / Material : PVC</p>			<p><b>03.01.10</b> SU TAHLİYE PARÇASI WATER DISCHARGE PART Malzeme / Material : PVC</p>	
 <p>11,9 9,0</p>	<p><b>02.01.07</b> PVC PROFİL PVC PROFILE Malzeme / Material : PVC</p>			<p><b>03.01.06</b> TAHLİYE EK PARÇASI DISCHARGE FITTINGS Malzeme / Material : PVC</p>	
 <p>12,9 9,0</p>	<p><b>02.01.08</b> PVC PROFİL PVC PROFILE Malzeme / Material : PVC</p>			<p><b>04.10.17</b> PVC KAPAK PVC CAP R50 P 06 İÇİN FOR R50 P 06</p>	
 <p>15,9 9,0</p>	<p><b>02.01.09</b> PVC PROFİL PVC PROFILE Malzeme / Material : PVC</p>			<p><b>04.10.21</b> PVC KAPAK PVC CAP R50 P 32 İÇİN FOR R50 P 32</p>	

	<p><b>03.05.21</b></p> <p>KÖŞE FİTİLİ (SAĞ) CORNER GASKET (RIGHT)</p> <p>Malzeme / Material : EPDM 01.02.21 - 01.03.21</p>			<p><b>03.06.21</b></p> <p>KÖŞE FİTİLİ (SOL) CORNER GASKET (LEFT)</p> <p>Malzeme / Material : EPDM 01.02.21 - 01.03.21</p>	
	<p><b>03.05.22</b></p> <p>KÖŞE FİTİLİ (SAĞ) CORNER GASKET (RIGHT)</p> <p>Malzeme / Material : EPDM 01.02.22 - 01.03.22</p>			<p><b>03.06.22</b></p> <p>KÖŞE FİTİLİ (SOL) CORNER GASKET (LEFT)</p> <p>Malzeme / Material : EPDM 01.02.22 - 01.03.22</p>	
	<p><b>03.05.23</b></p> <p>KÖŞE FİTİLİ (SAĞ) CORNER GASKET (RIGHT)</p> <p>Malzeme / Material : EPDM 01.02.23 - 01.03.23</p>			<p><b>03.06.23</b></p> <p>KÖŞE FİTİLİ (SOL) CORNER GASKET (LEFT)</p> <p>Malzeme / Material : EPDM 01.02.23 - 01.03.23</p>	
	<p><b>03.05.24</b></p> <p>KÖŞE FİTİLİ (SAĞ) CORNER GASKET (RIGHT)</p> <p>Malzeme / Material : EPDM 01.02.24 - 01.03.24</p>				<p><b>03.06.24</b></p> <p>KÖŞE FİTİLİ (SOL) CORNER GASKET (LEFT)</p> <p>Malzeme / Material : EPDM 01.02.24 - 01.03.24</p>
	<p><b>03.05.25</b></p> <p>KÖŞE FİTİLİ (SAĞ) CORNER GASKET (RIGHT)</p> <p>Malzeme / Material : EPDM 01.02.25 - 01.03.25</p>				<p><b>03.06.25</b></p> <p>KÖŞE FİTİLİ (SOL) CORNER GASKET (LEFT)</p> <p>Malzeme / Material : EPDM 01.02.25 - 01.03.25</p>
	<p><b>03.05.26</b></p> <p>KÖŞE FİTİLİ (SAĞ) CORNER GASKET (RIGHT)</p> <p>Malzeme / Material : EPDM 01.02.26 - 01.03.26</p>				<p><b>03.06.26</b></p> <p>KÖŞE FİTİLİ (SOL) CORNER GASKET (LEFT)</p> <p>Malzeme / Material : EPDM 01.02.26 - 01.03.26</p>
	<p><b>03.05.27</b></p> <p>KÖŞE FİTİLİ (SAĞ) CORNER GASKET (RIGHT)</p> <p>Malzeme / Material : EPDM 01.02.27 - 01.03.27</p>				<p><b>03.06.27</b></p> <p>KÖŞE FİTİLİ (SOL) CORNER GASKET (LEFT)</p> <p>Malzeme / Material : EPDM 01.02.27 - 01.03.27</p>

 <p>ÖLÇEK/SCALE:1/2</p>	<p><b>04.10.38</b></p> <p>DİLATASYON PROFİL KAPAĞI DILATATION COVER PROFILE</p> <p>Malzeme / Material : PVC</p>			<p><b>11.01.04</b></p> <p>KASET SABİTLEME PARÇASI VENT FIXING PART SAĞ / RIGHT</p> <p>Malzeme / Material : Alüminyum Aluminium</p>	
	<p><b>04.10.40</b></p> <p>PVC KAPAK PVC CAP</p> <p>R50 P 38 İÇİN FOR R50 P 38</p>			<p><b>11.02.14</b></p> <p>CAM TAKOZU GLASS SUPPORT</p> <p>Malzeme / Material : PVC</p>	 <p>R50 V 26 R50 V 28</p>
	<p><b>04.15.03</b></p> <p>KASET SEVİYE TAKOZU VENT SUPPORT PART</p> <p>Malzeme / Material : PVC</p>	 <p>R50 V 26 R50 V 27 R50 V 28 R50 V 34</p>		<p><b>11.02.15</b></p> <p>CAM TAKOZU GLASS SUPPORT</p> <p>Malzeme / Material : PVC</p>	 <p>R50 V 27</p>
	<p><b>04.15.04</b></p> <p>KASET SEVİYE TAKOZU VENT SUPPORT PART</p> <p>Malzeme / Material : PVC</p>	 <p>R50 V 26 R50 V 27 R50 V 28 R50 V 34</p>		<p><b>13.09.01</b></p> <p>MASURA BİLYE SPOOL BALL</p> <p>11.01.02 , 11.01.03 ve 11.01.04 ile kullanılır.</p>	
	<p><b>11.01.01</b></p> <p>KASET YAN TAKOZLARI VENT SUPPORT PART</p> <p>Malzeme / Material : PVC</p>				
	<p><b>11.01.02</b></p> <p>KASET SABİTLEME PARÇASI VENT FIXING PART SOL / LEFT</p> <p>Malzeme / Material : Alüminyum Aluminium</p>				
	<p><b>11.01.03</b></p> <p>KASET BAĞLANTI PARÇASI VENT CONNECTION PART</p> <p>Malzeme / Material : Alüminyum Aluminium</p>				

CEPHE MAKASLARI / ARMS FOR CURTAIN WALL



GIESSE CEPHE MAKASLARI  
GIESSE ARMS FOR CURTAIN WALL

Malzeme / Material : Paslanmaz Çelik  
Stainless Steel

EN 13126-6 : 2007

GIESSE DIŐA AÇILIM MAKAS GIESSE ARM FOR TOP HUNG	MAKAS BOYU ARM LENGHT		KANAT GENİŐLİĐİ SASH WIDTH (mm)	KANAT YÜKSEKLİĐİ SASH HEIGHT (mm)	KANAT AĐIRLIĐI SASH WEIGHT (Kg)	MAX.AÇMA DERECEŐİ MAX.OPENING ANGLE
	INCH	MM				
07.03.14	10"	261,5	1200	700	50 kg	35°
07.03.02	12"	317,5	1200	800	60 kg	30° / 35°
07.03.03	14"	353,5	1300	1000	69,5 kg	30° / 35°
07.03.13	16"	414,5	1400	1200	88,5 kg	25° / 30°
07.03.04	18"	458,5	1400	1400	102 kg	25° / 30°
07.03.12	20"	511,5	1500	1600	135 kg	20° / 25°
07.03.15	22"	556,5	1500	1700	137 kg	20° / 25°
07.03.16	24"	602,5	1500	1800	139 kg	20° / 25°
07.03.17	28"	707,5	1500	2000	155 kg	10° / 15° / 20°
07.03.18*	26"	690	*1700	*2500	*180 kg	*7°

ÖZEL RÜZGAR YÜKÜ KOŐULLARI İÇİN SİPARİŐ ÖNCESİ BİLGİ ALINMALIDIR.

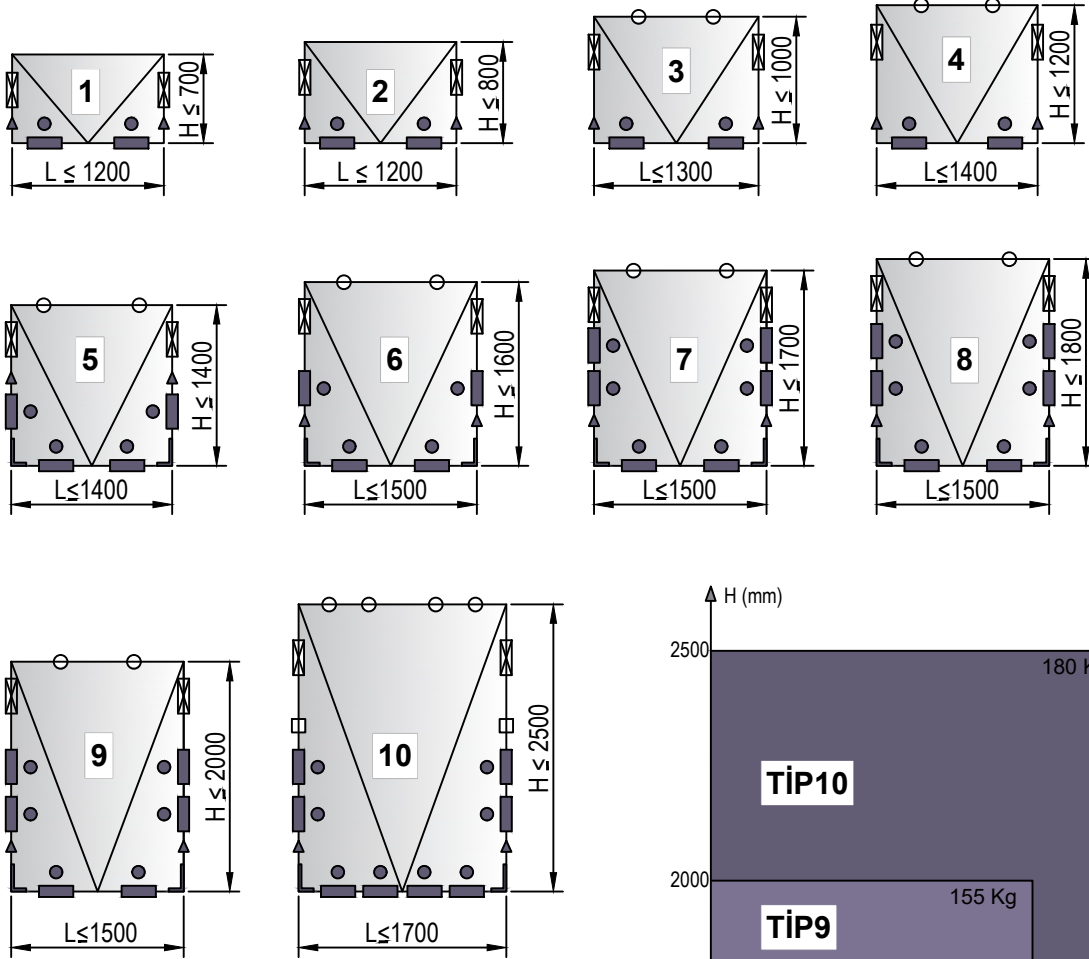
FOR SPECIAL WIND LOAD CONDITIONS TAKE ADDITIONAL INFORMATION BEFORE ORDERING.

\*07.03.18 KODLU MAKAS İLAVE LİMİTLEME MAKASI İLE BİRLİKTE KULLANILMALIDIR.

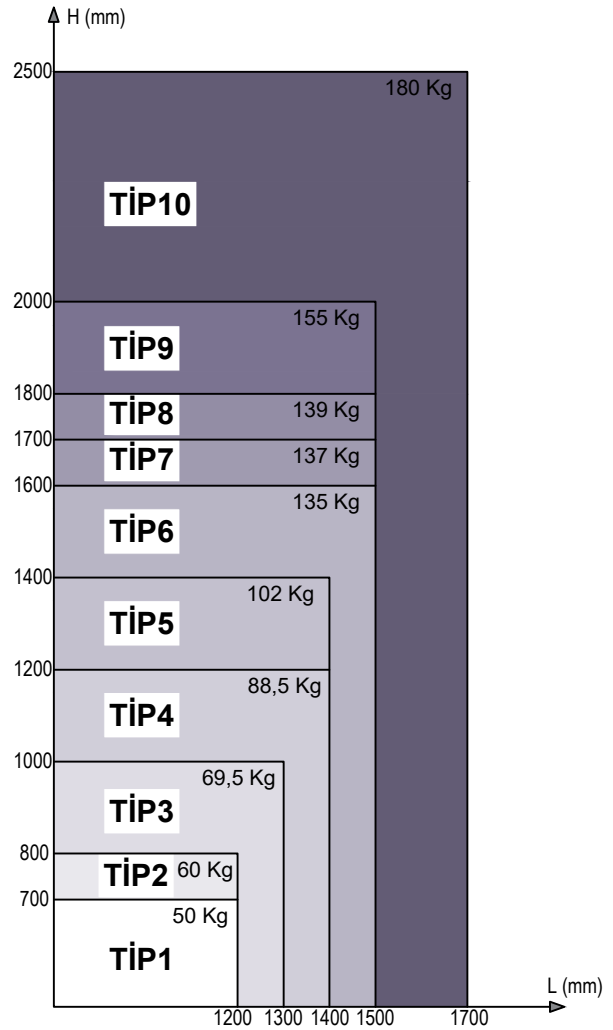
07.03.18 ARM MUST BE USED WITH ADDITIONAL LASER ARM

KİLİTLEME SETLERİ / LOCKING KITS

KANAT EBATLARINA GÖRE KİLİTLEME TİPLERİ  
TYPES OF LOCKING KITS FOR TOP HUNG WINDOW



		07.03.xx
		07.09.09
		07.13.06
		11.01.01
		07.09.10
		07.21.02
		07.03.19



KİLİTLEME SETLERİ TABLOSU / LOCKING KITS TABLE

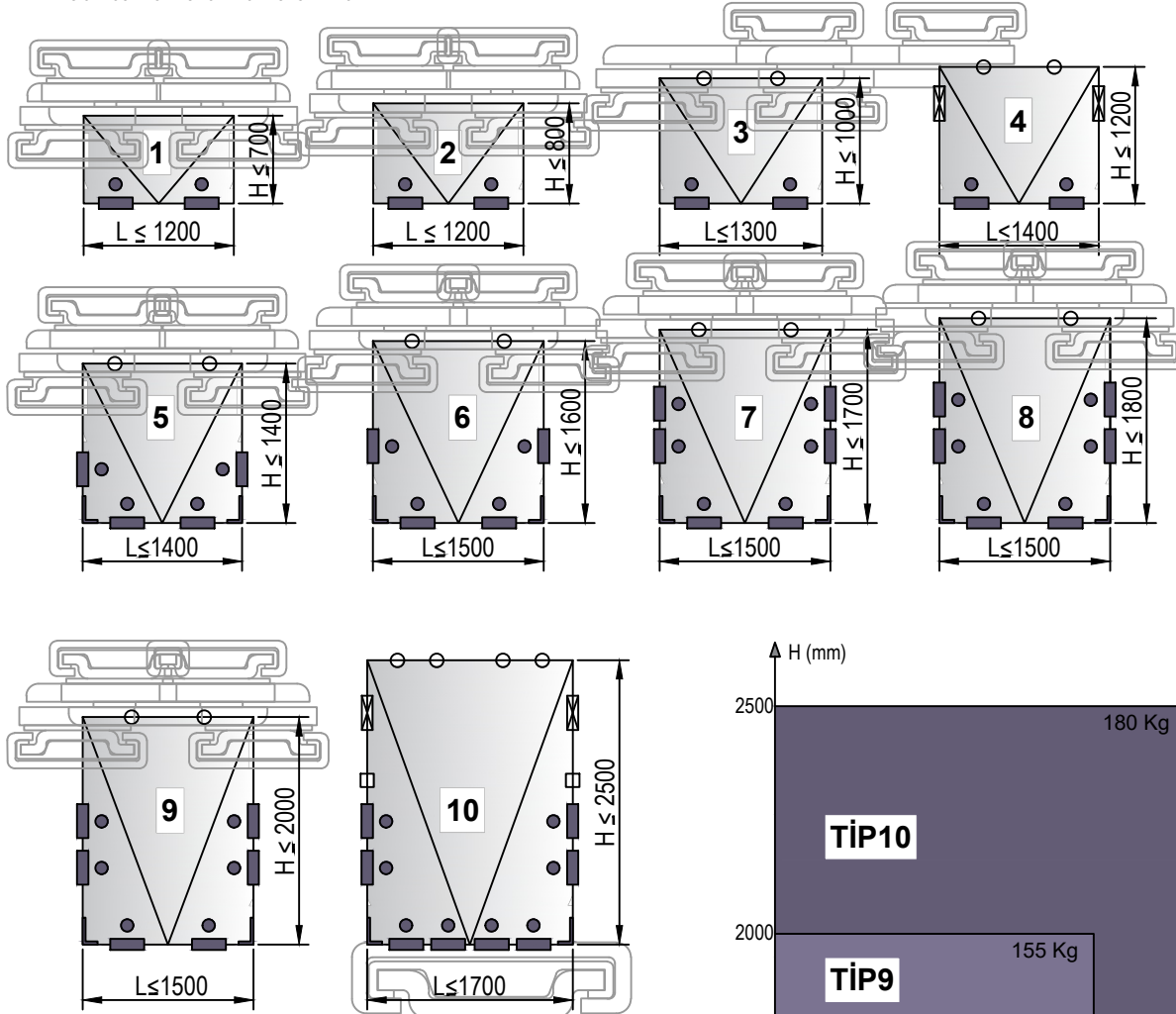
KİLİTLEME TİPLERİNE GÖRE GIESSE AKSESUAR SEÇİM TABLOSU  
GIESSE ACCESSORIES SELECTION TABLE ACCORDING TO LOCKING TYPES

TİP TYPE	MAKAS (tk) ARM (tk)	07.05.27 CEPHE KOLU HANDLE	07.25.03 KOL BAĞLANTISI CONNECTION ROD	07.09.09 KARŞILIK STRIKER	07.13.06 PİM PAWL	11.01.01 KANAT YAN TAKOZU SUPPORT BLOCK	07.09.10 ÜST KİLİTLEME BURGLAR BOLT	07.21.02 KÖŞE DÖNME CORNER DRIVE	07.03.19 LİMİTLEME MAKASI LASER ARM
1	07.03.14	1	2	2	2	2			
2	07.03.02	1	2	2	2	2			
3	07.03.03	1	2	2	2	2	2		
4	07.03.13	1	2	2	2	2	2		
5	07.03.04	1	2	4	4	2	2	2	
6	07.03.12	1	2	4	4	2	2	2	
7	07.03.15	1	2	6	6	2	2	2	
8	07.03.16	1	2	6	6	2	2	2	
9	07.03.17	1	2	6	6	2	2	2	
10	07.03.18	1	2	8	8	2	4	2	2

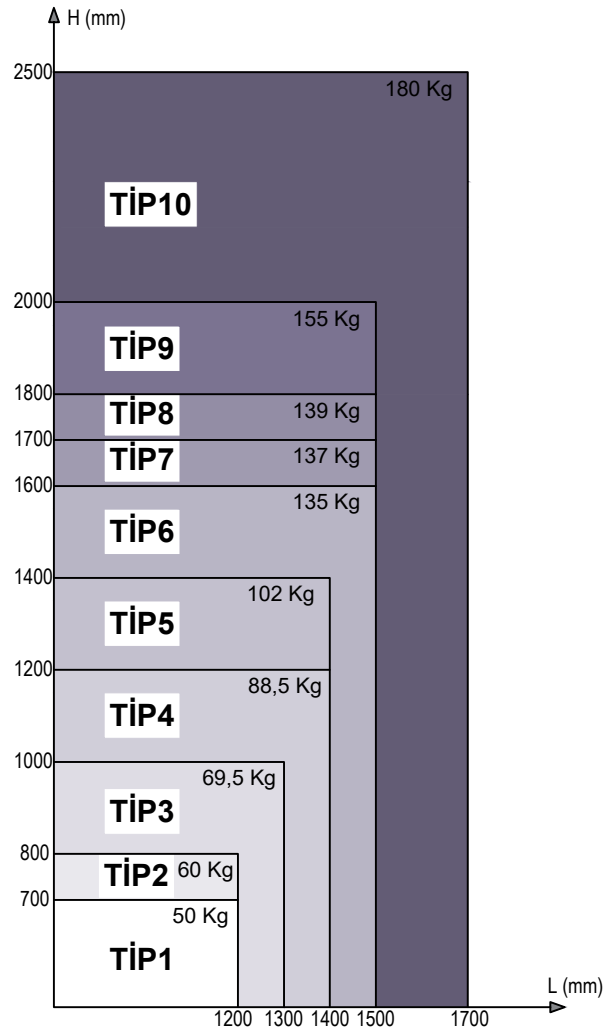
\*\*\*Giesse kol ve kilitleme aksesuarları 25 I 07 tij profili ile kullanılmalıdır.  
Giesse handle and locking accessories should be used with 25 I 07 rod profile

KİLİTLEME SETLERİ / LOCKING KITS

KANAT EBATLARINA GÖRE KİLİTLEME TİPLERİ  
TYPES OF LOCKING KITS FOR TOP HUNG WINDOW



		07.03.xx
		07.09.05
		07.13.05
		07.09.10
		07.21.03




KİLİTLEME SETLERİ TABLOSU / LOCKING KITS TABLE

KİLİTLEME TİPLERİNE GÖRE RESCARA&HOLDLINE AKSESUAR SEÇİM TABLOSU  
RESCARA&HOLDLINE ACCESSORIES SELECTION TABLE ACCORDING TO LOCKING TYPES

TİP TYPE	MAKAS (tk) ARM (tk)	07.05.91 07.05.23 CEPHE KOLU HANDLE	07.09.05 KARŞILIK STRIKER	07.13.05 PİM PAWL	07.25.24* KOL BAĞLANTI HANDLE CONNECTION	07.09.10 ÜST KİLİTLEME BURGLAR BOLT	07.21.03 KÖŞE DÖNME CORNER DRIVE
1	07.03.14	1	2	1	1		
2	07.03.02	1	2	1	1		
3	07.03.03	1	2	1	1	2	
4	07.03.13	1	2	1	1	2	
5	07.03.04	1	4	2	1	2	2
6	07.03.12	1	4	2	1	2	2
7	07.03.15	1	6	3	1	2	2
8	07.03.16	1	6	3	1	2	2
9	07.03.17	1	6	3	1	2	2
10	07.03.18	1	8	4	1	2	2

\*07.25.24 Rescara kol bağlantı parçası opsiyoneldir.  
07.25.24 Rescara connection rod is optional.

PARALEL AÇILIM MAKASLARI / SHEAR PARALLEL EXPANSION



GU PARALEL AÇILIM MAKAS  
GU SHEAR PARALLEL EXPANSION

Malzeme / Material : Paslanmaz Çelik  
Stainless Steel

\*1500MM GENİŞLİK, 1250MM YÜKSEKLİĞİN ÜZERİNDEKİ KANATLAR MOTORLU UYGULAMA YAPILMALIDIR.

L>1500MM, H>1250MM SIZES MUST BE OPERATED VIA CHAIN ACTUATORS.

\*2000MM GENİŞLİK, 3000MM YÜKSEKLİK VE 200 KG'A KADAR KANATLAR MANUEL OLARAK KUMANDA EDİLEBİLİR.

L=2000 MM, H>3000MM SIZES AND W=200KG CAN BE OPERATED MANUALLY

\*DİKEY OLARAK MONTE EDİLEN HER BİR PARALEL MAKAS TİPİNE UYGUN 1 ADET STOPLAMA MAKASI KULLANILMALIDIR.

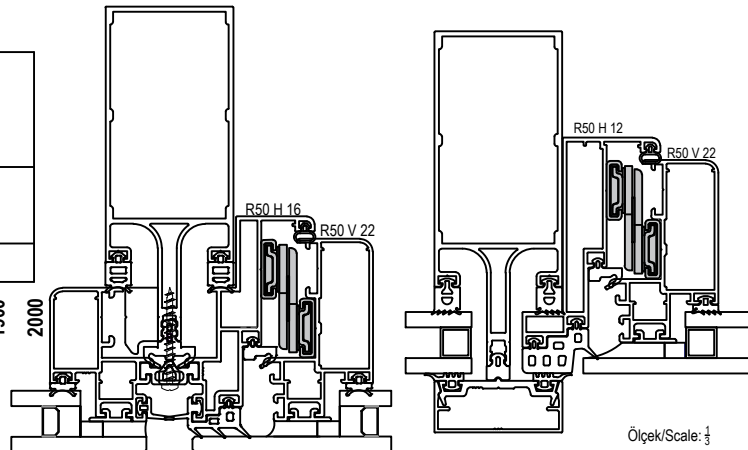
EACH ARM, ASSEMBLED VERTICALLY, MUST BE USED WITH APPROPRIATE STOPPER PLATE

\*TABLODA BELİRTİLEN ÖLÇÜLERİN DIŞINDAKİ KANATLARIN PARALEL AÇILIMA UYGUNLUĞU İÇİN MÜŞTERİ TEMSİLCİNİZ İLE İRTİBATA GEÇEBİLİRSİNİZ.

YOU CAN CONTACT YOUR CUSTOMER REPRESENTATIVE FOR CONVENIENCE OF PARALLEL OPENING OF THE VENTS, WHICH ARE NOT SPECIFIED IN THE TABLE, AS EXCEPTIONAL DIMENSIONS.

KANAT EBATLARINA GÖRE PARALEL AÇILIM MAKAS SEÇİM TABLOSU  
SELECTION TABLE FOR PARALLEL OPENING ARM

KANAT YÜKSEKLİĞİ / SASH HEIGHT (mm)	YAN MAKASLAR / SIDE MOUNTED HINGES							ALT-ÜST MAKASLAR / CONTROL STAYS											
	SOL YAN LEFT SIDE		SAĞ YAN RIGHT SIDE		STOPLAMA STOPS		MAKS.AĞIRLIK MAX.WEIGHT	ÜST TOP		ALT BOTTOM									
	KOD CODE	ADET QUANTITY	KOD CODE	ADET QUANTITY	KOD CODE	ADET QUANTITY		KOD CODE	ADET QUANTITY	KOD CODE	ADET QUANTITY								
2600	E6	E7	E8	E9		E10		1	07.03.45.	1	-	-							
2500								2	07.03.46.	1	-	-							
2400								3	07.03.48.	1	-	-							
2300								4	07.03.50.	1	-	-							
2200								5	07.03.52.	1	-	-							
2100								6	07.03.45.	1	07.03.45.	1							
2000								7	07.03.46.	1	07.03.46.	1							
1900								8	07.03.48.	1	07.03.48.	1							
1800								9	07.03.50.	1	07.03.50.	1							
1700								10	07.03.52.	1	07.03.52.	1							
1600																			
1500																			
1400																			
1300																			
1230																			
1150																			
1050	C1	C2	C3	C4		C5													
970																			
850	B1	B2	B3	B4		B5													
750																			
650	A1	A2	A3	A4		A5													
	250	350	450	550	670	750	850	950	1050	1150	1230	1300	1400	1500	1600	1700	1800	1900	2000



Ölçek/Scale: 1/3

PENCERE MOTORLARI / WINDOW MOTORS




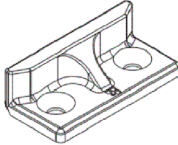



KOD CODE	AÇIKLAMA DESCRIPTION
07.28.05	GIESSE ZİNCİRLİ PENCERE MOTORU / GIESSE VARIA SLIM RADIO
07.28.07	GIESSE ZİNCİRLİ PENCERE MOTORU / GIESSE VARIA SLIM
07.28.08	GIESSE ZİNCİRLİ PENCERE MOTORU / GIESSE VARIA SLIM



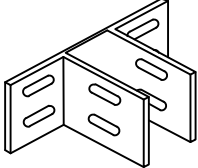

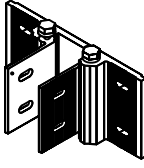
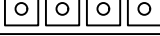
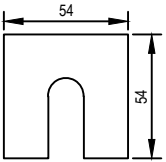
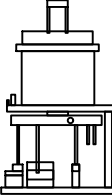
KOD CODE	AÇIKLAMA DESCRIPTION
07.28.09	GIESSE UZAKTAN KUMANDA / GIESSE REMOTE CONTROL



GIESSE KANAT AÇILIM AKSESUARLARI / GIESSE OPENING ACCESSORIES FOR TOP - HUNG WINDOW

 <p><b>07.05.27</b> GIESSE CEPHE KOLU GIESSE HANDLE FOR CURTAIN WALL Renk / Colour : Siyah-Gri Black-Grey</p>	 <p><b>07.25.03</b> GIESSE KOL BAĞLANTI PARÇASI GIESSE CONNECTION ROD Malzeme / Material : Zamak</p> <p>07.05.27 Kol için / For Handle 07.05.27</p>
 <p><b>07.13.06</b> GIESSE AYARLI PİM GIESSE ADJUSTABLE LOCKING PAWL Malzeme / Material : Zamak / Zamak</p>	 <p><b>07.09.09</b> GIESSE PİM KARŞILIĞI GIESSE STRIKER Malzeme / Material : Zamak / Zamak</p>
 <p><b>07.09.10</b> GIESSE ÜST KİLİTLEME GIESSE BURGLAR BOLT Malzeme / Material : Zamak / Poliamid Zamak / Polyamide</p>	 <p><b>07.21.02</b> GIESSE KÖŞE DÖNME GIESSE CORNER DRIVE Malzeme / Material : Zamak / Zamak</p>
 <p><b>07.03.19</b> GIESSE LİMİTLEME MAKASI GIESSE LASER ARM</p>	

DİĞER / OTHERS

 <p><b>08.01.01</b> SABİT ANKRAJ + PUL FIX ANCHORAGE - ROVE Malzeme / Material : Alüminyum / Aluminium</p> 	 <p><b>08.01.02</b> HAREKETLİ ANKRAJ + PUL MOVE ANCHORAGE + ROVE Malzeme / Material : Alüminyum / Aluminium</p> 
 <p><b>04.09.01</b> SABİT ANKRAJ İÇİ PLASTİĞİ PVC FOR ANCHORAGE Malzeme / Material : PVC</p>	 <p><b>21.01.03</b> PUNCH MAKİNESİ PUNCH MACHINE (PNÖMATİK)</p>

KANAT AÇILIM AKSESUARLARI / OPENING ACCESSORIES FOR TOP - HUNG WINDOW

 <p><b>07.05.91</b> HOLDLINE CEPHE KOLU HANDLE FOR CURTAIN WALL Renk / Colour : Beyaz-Gri-Ham White-Grey-Pres</p> <p>AR50V16 kanat profili için / For vent profile AR50V16</p>	 <p><b>07.05.78</b> HOLDLINE CEPHE KOLU HANDLE FOR CURTAIN WALL Renk / Colour : Beyaz-Gri-Ham White-Grey-Pres</p> <p>E50 V 04 kanat profili için / For vent profile E50 V 04</p>
 <p><b>07.05.23</b> RESCARA CEPHE KOLU HANDLE FOR CURTAIN WALL Renk / Colour : Beyaz-Gri-Ham White-Grey-Pres</p> <p>AR50V16 kanat profili için / For vent profile AR50V16</p>	 <p><b>07.05.92</b> HOLDLINE CEPHE KOLU HANDLE FOR CURTAIN WALL Renk / Colour : Beyaz-Gri-Ham White-Grey-Pres</p>
 <p><b>07.25.24</b> RESCARA KOL BAĞLANTI PARÇASI RESCARA CONNECTION ROD Malzeme / Material : Zamak</p>	 <p><b>07.21.03</b> RESCARA KÖŞE DÖNME RESCARA CORNER DRIVE Malzeme / Material : Zamak / Zamak</p>
 <p><b>07.13.05</b> PIM PIN</p>	 <p><b>07.09.10</b> GIESSE ÜST KİLİTLEME GIESSE BURGLAR BOLT Malzeme / Material : Zamak / Poliamid Zamak / Polyamide</p>
 <p><b>07.09.05</b> PIM KARŞILIĞI LOCK PLATE Malzeme / Material : Zamak</p>	

**MİMARİ KATALOG**  
ARCHITECTURAL CATALOGUE

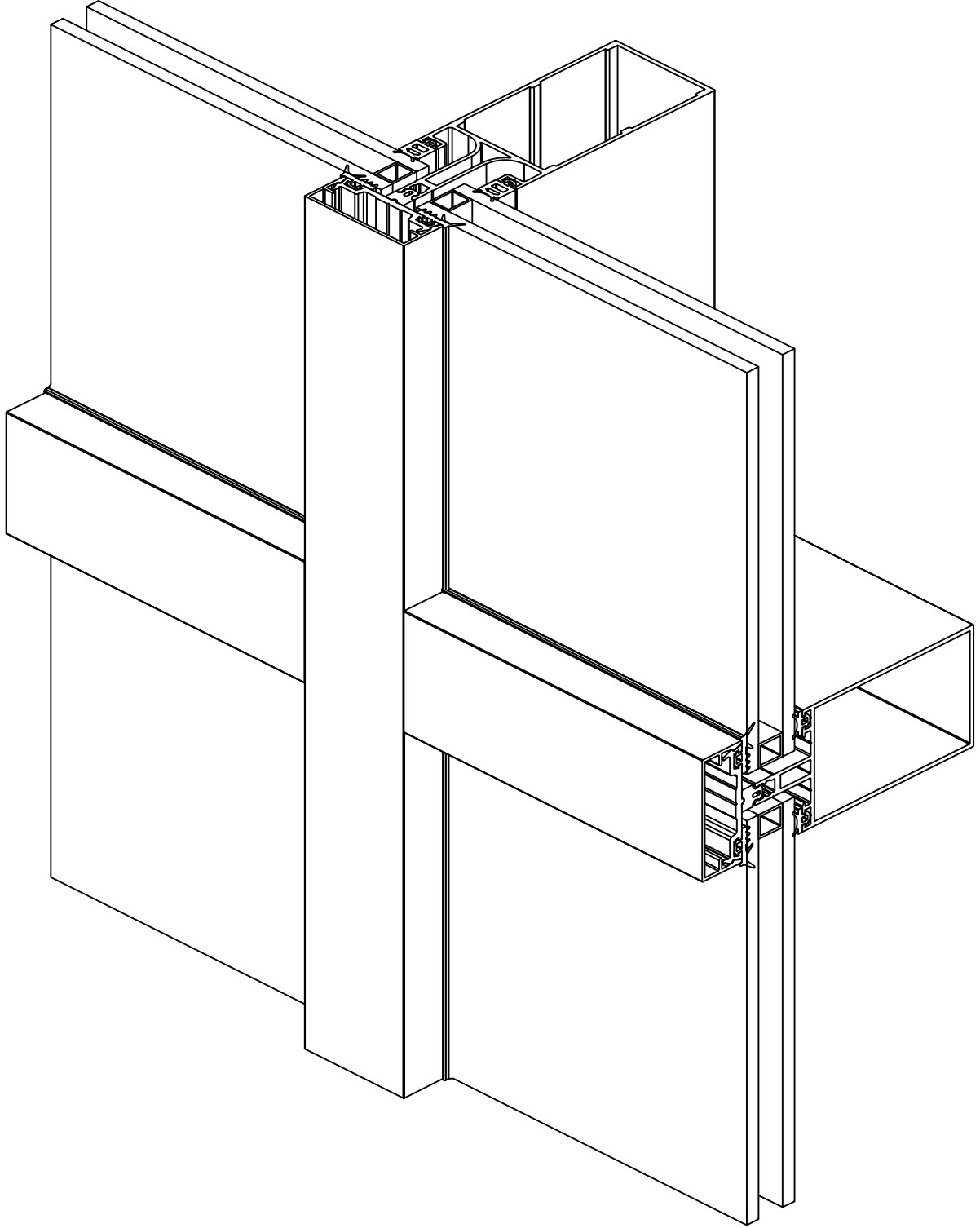
Alüminyum Cephe Sistemleri  
Aluminium Facade Systems

# R50

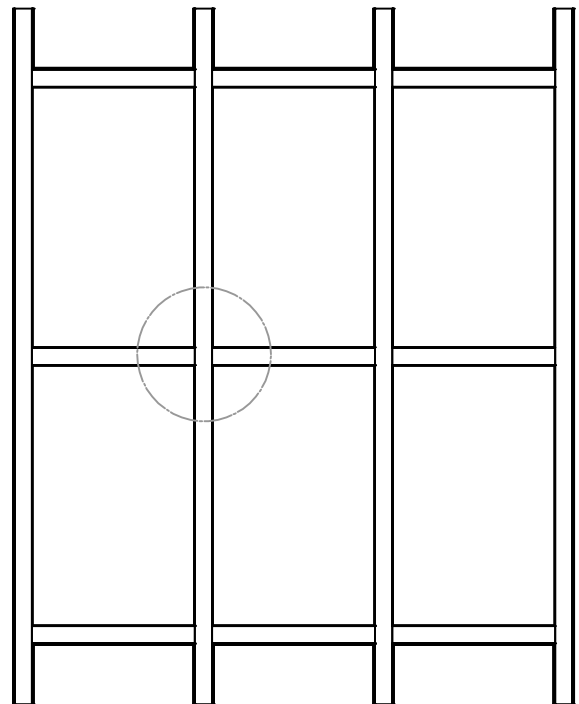
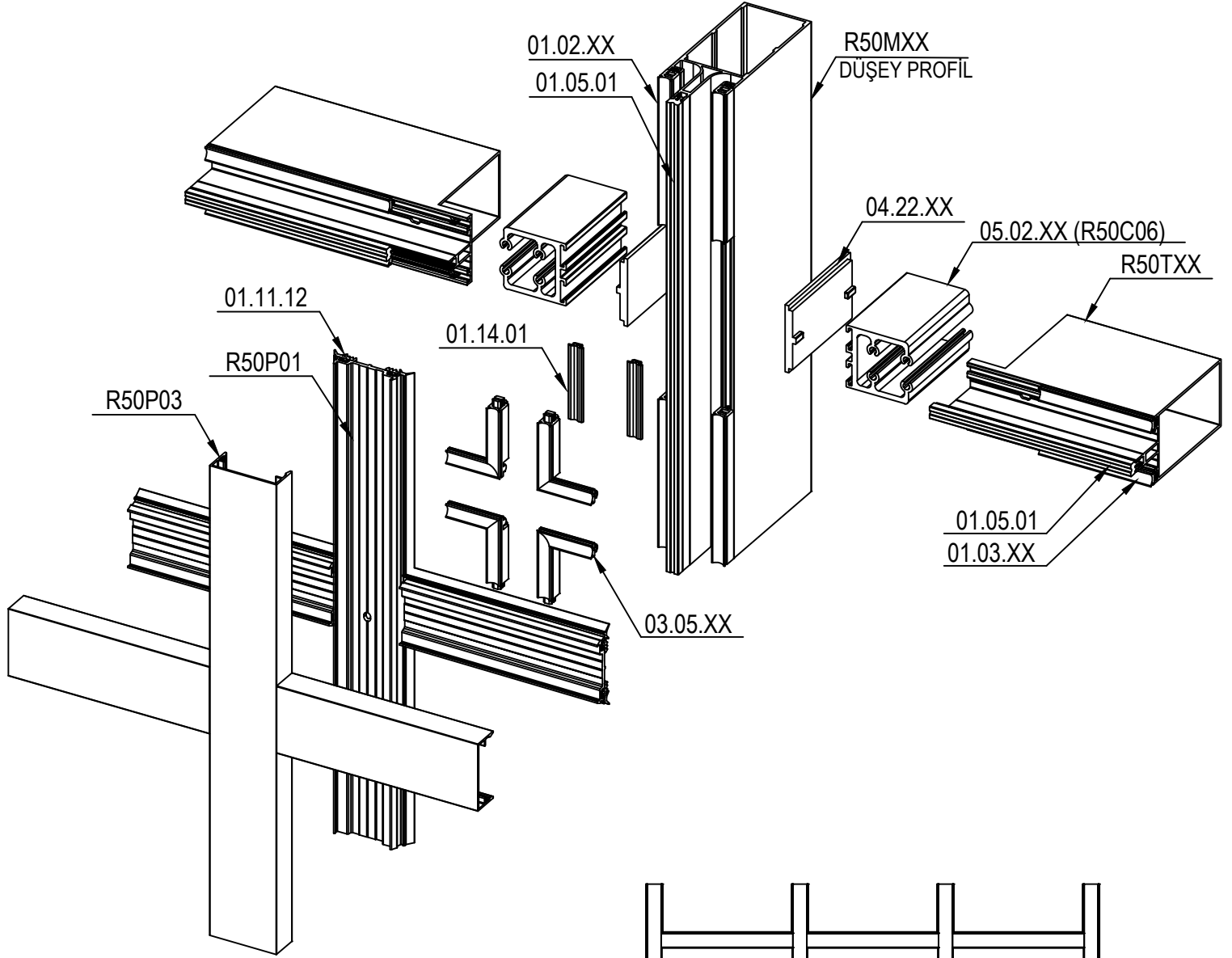
**İMALAT DETAYLARI**

**FABRICATION DETAILS**

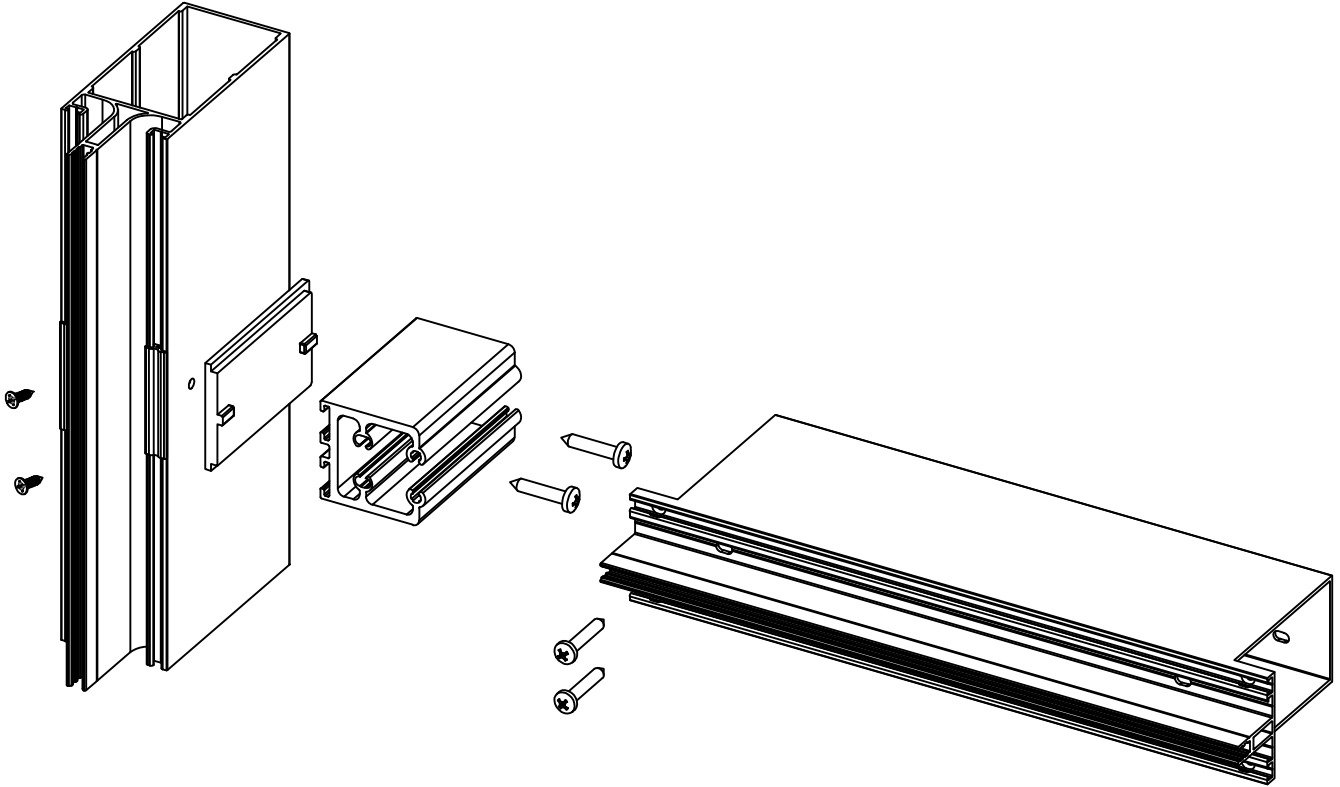
- R50 SİSTEMİ / R50 SYSTEM



• R50 SİSTEMİ / R50 SYSTEM

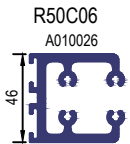


• U BAĞLANTI DETAYI / U CONNECTION DETAIL



U BAĞLANTI TABLOSU  
U CONNECTION TABLE

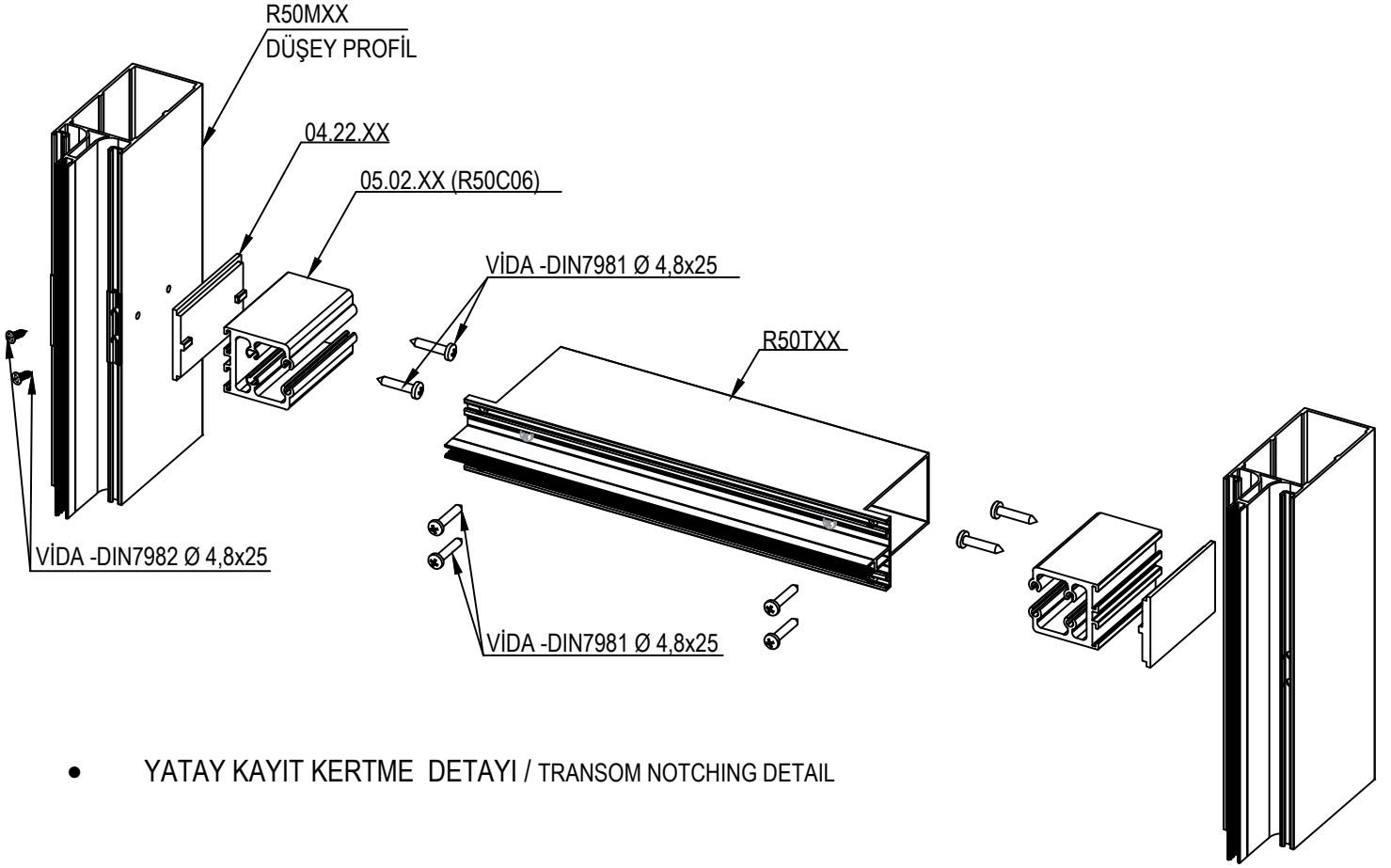
	KULLANILDIĞI PROFİL USED WITH	AKSESUAR KODU ACCESSORIE CODE	KESİM ÖLÇÜSÜ CUTTING SIZE
	R50T01		05.02.01
		04.22.01	24 mm
R50T02		05.02.02	41,9 mm
		04.22.02	44 mm
R50T03		05.02.03	51,9 mm
		04.22.03	54 mm
R50T04		05.02.04	77,8 mm
		04.22.04	80 mm
R50T05		05.02.05	97,8 mm
		04.22.05	100 mm
R50T06		05.02.06	115,8 mm
		04.22.13	120 mm
R50T13		05.02.02	41,9 mm
		04.22.02	44 mm
R50T14		05.02.10	117,7 mm
		04.22.06	120 mm



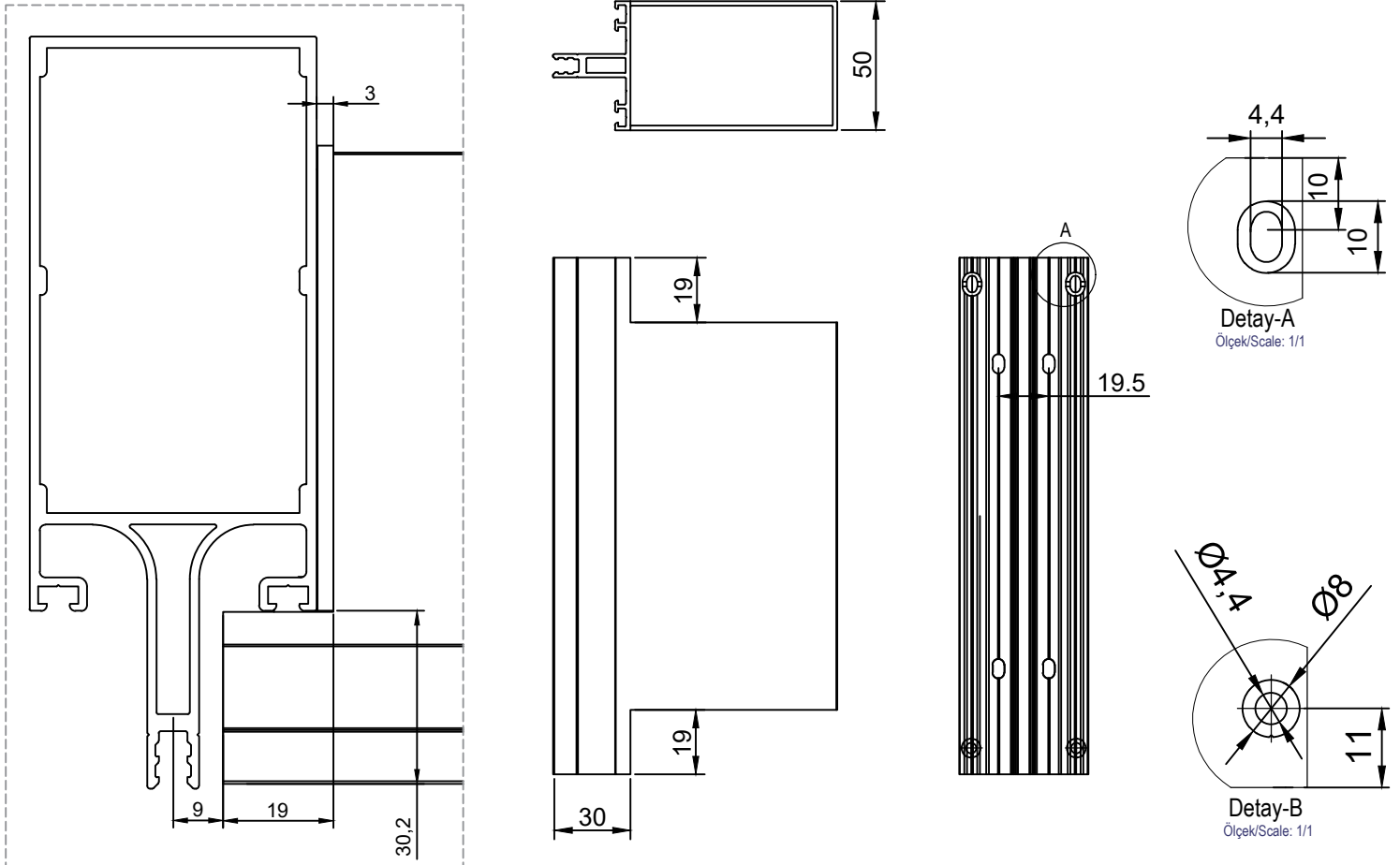
	KULLANILDIĞI PROFİL USED WITH	AKSESUAR KODU ACCESSORIE CODE	KESİM ÖLÇÜSÜ CUTTING SIZE
	R50T15		05.02.07
		-	-
R50T16		05.02.08	97,6 mm
		-	-
R50T17		05.02.09	137,8 mm
		04.22.09	139,8 mm
R50T18		05.02.04	77,8 mm
		04.22.04	80 mm
R50T24		05.02.15	87,7 mm
		-	-

# KAYIT İMALAT DETAYLARI TRANSOM FABRICATION DETAILS

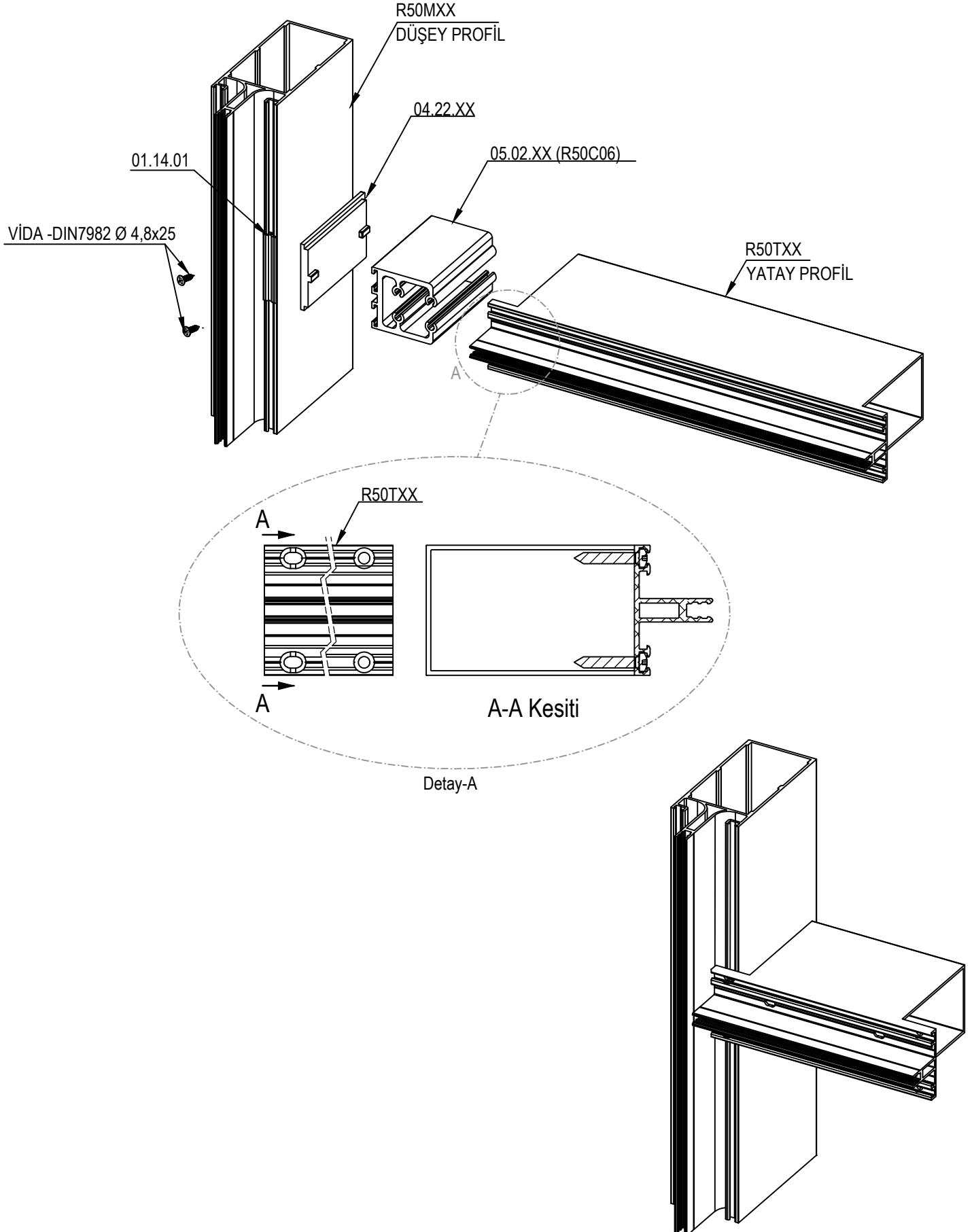
- U BAĞLANTI DETAYI / U CONNECTION DETAIL



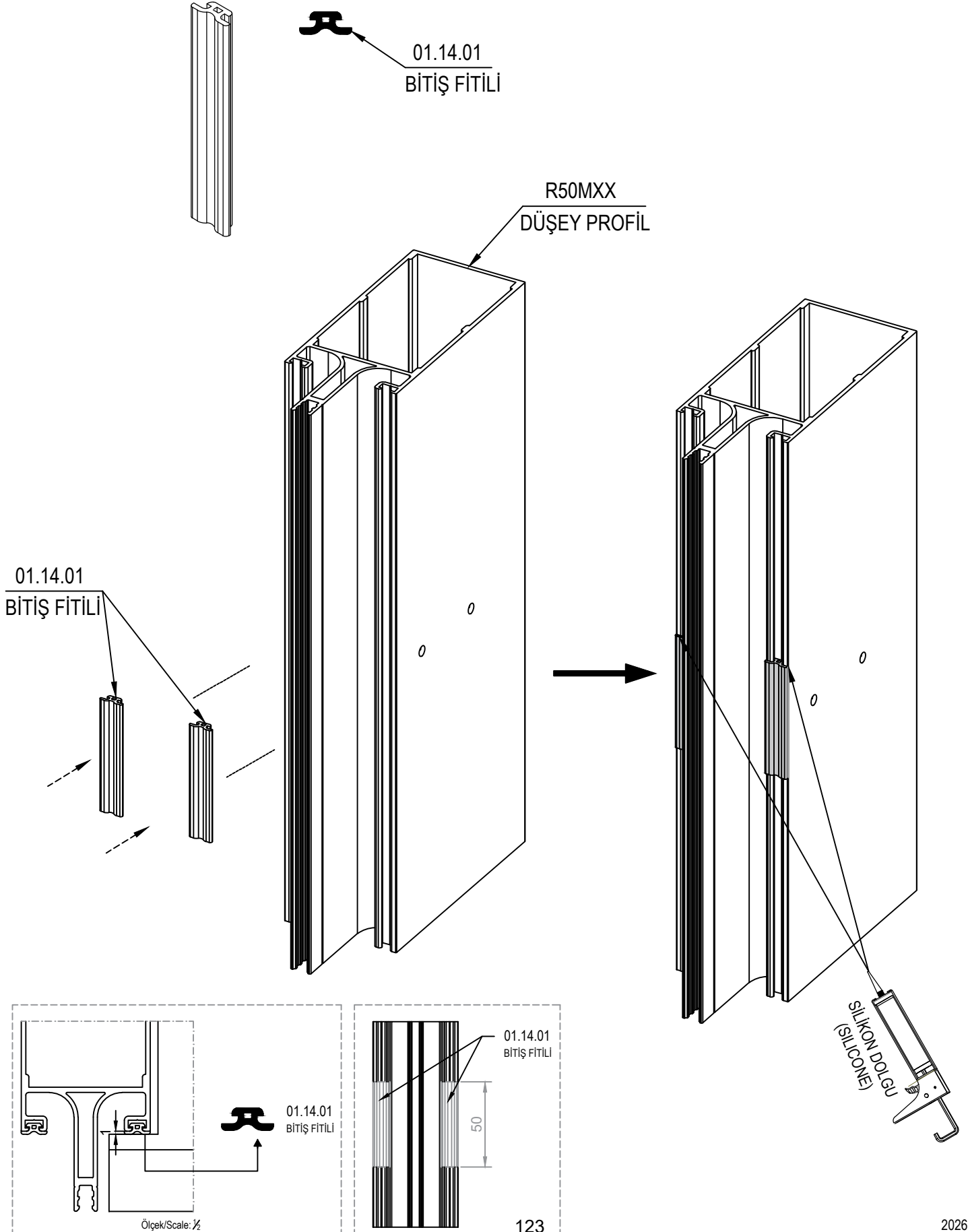
- YATAY KAYIT KERTME DETAYI / TRANSOM NOTCHING DETAIL



- U BAĞLANTI DETAYI / U CONNECTION DETAIL

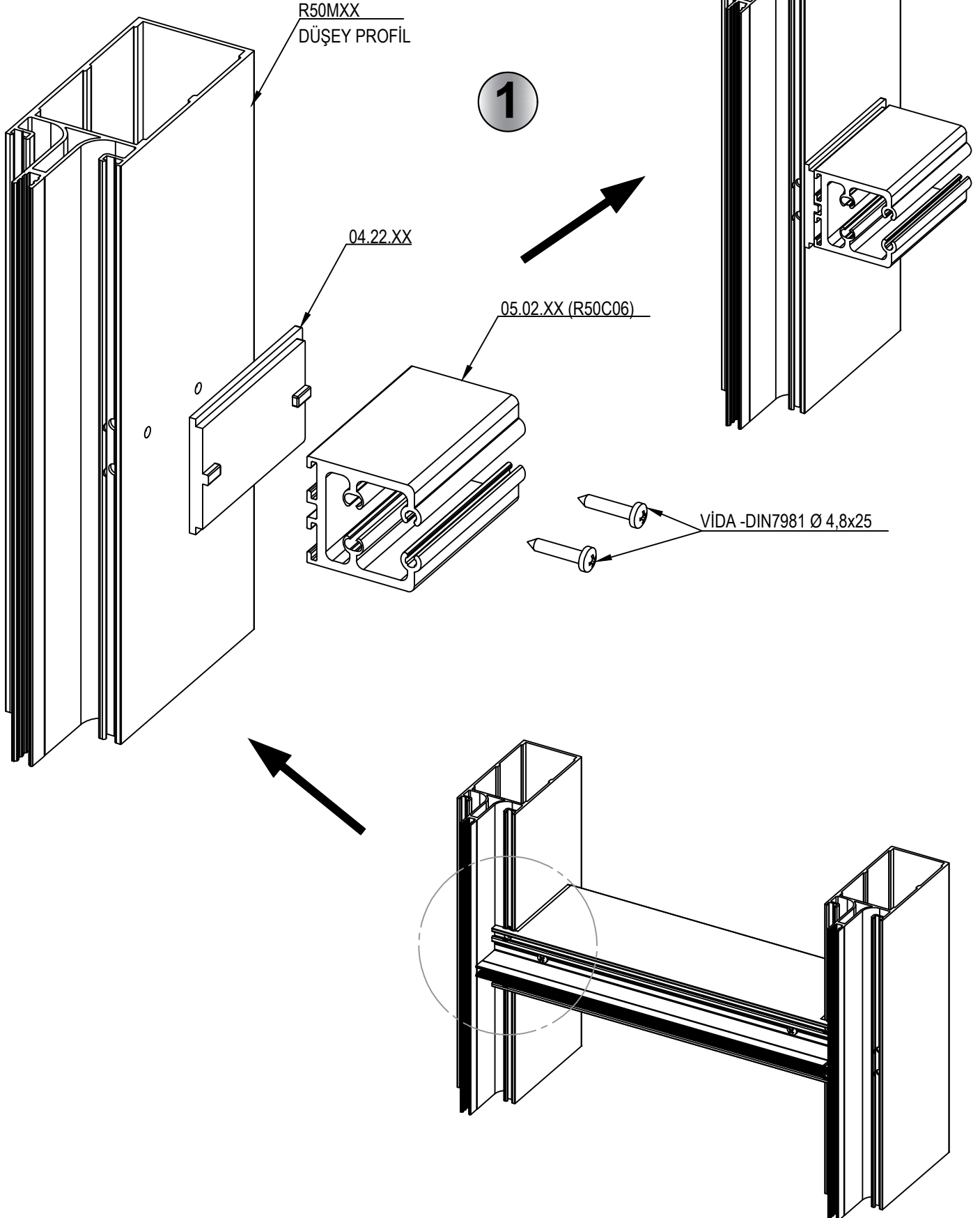


• BİTİŞ FİTİLİ DETAYI / FINISHING GASKET DETAIL



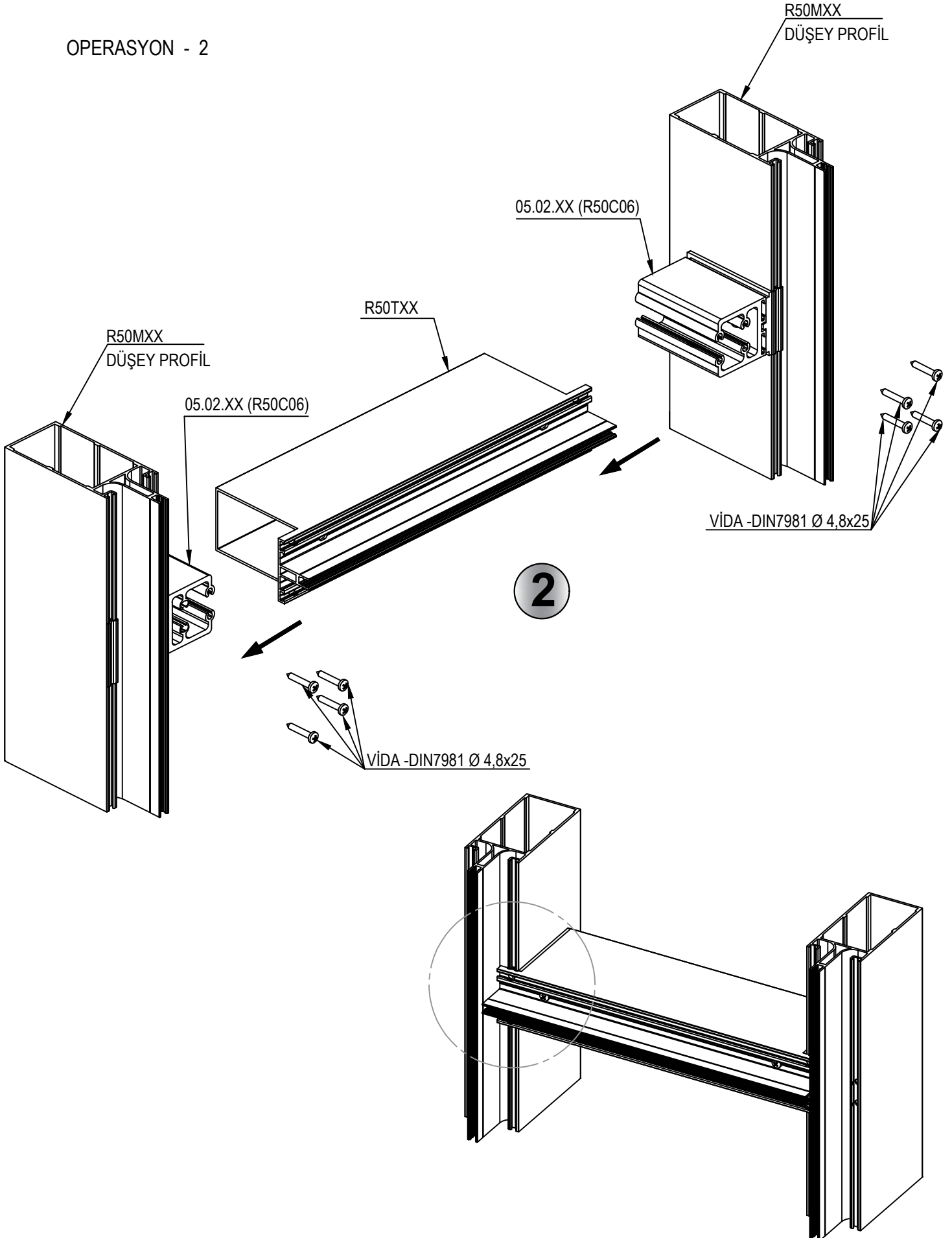
- U BAĞLANTI DETAYI / U CONNECTION DETAIL

OPERASYON - 1

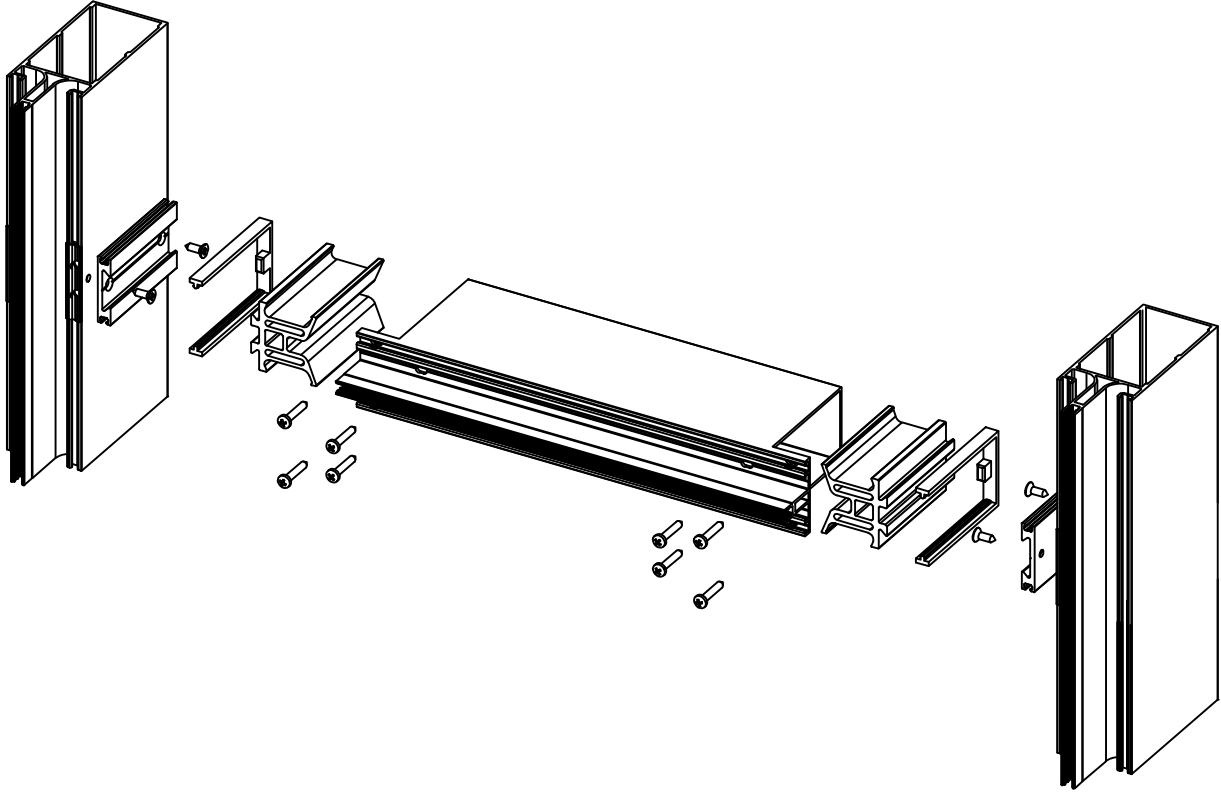


- U BAĞLANTI DETAYI / U CONNECTION DETAIL













OPERASYON - 2

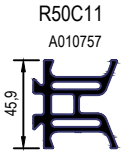














• KIRLANGIÇ BAĞLANTI DETAYI / T CONNECTION DETAIL



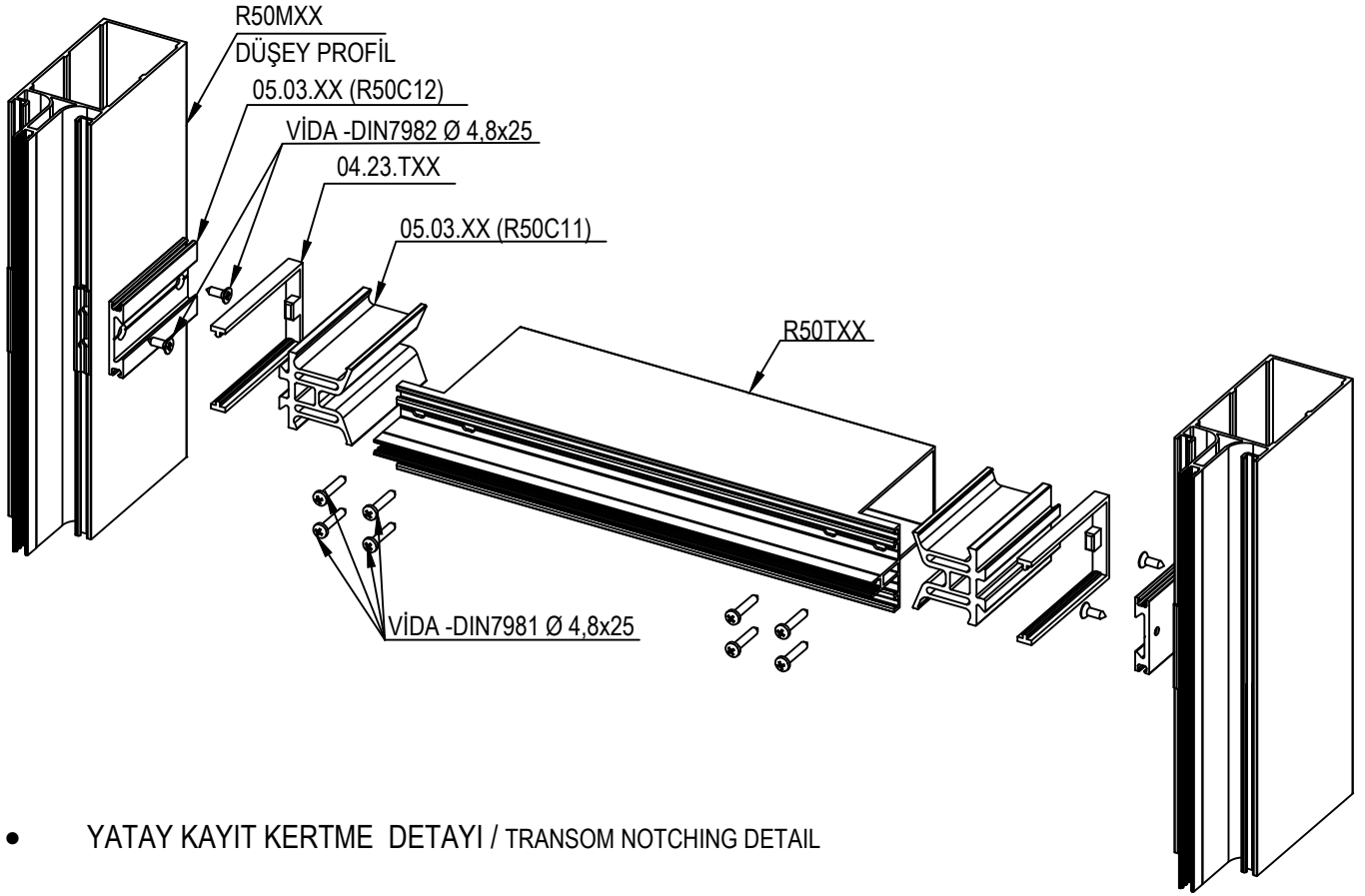
KIRLANGIÇ BAĞLANTI TABLOSU  
T CONNECTION TABLE

KULLANILDIĞI PROFİL USED WITH	AKSESUAR KODU ACCESSORIE CODE		KESİM ÖLÇÜSÜ CUTTING SIZE
R50T01	05.03.01		20,9 mm
	05.03.11		20,9 mm
	04.23.T01		23,0 mm
R50T02	05.03.02		40,9 mm
	05.03.12		41,9 mm
	04.23.T02		45,0 mm
R50T03	05.03.03		50,9 mm
	05.03.13		51,9 mm
	04.23.T03		55,0 mm
R50T04	05.03.04		76,9 mm
	05.03.14		77,8 mm
	04.23.T04		81,0 mm

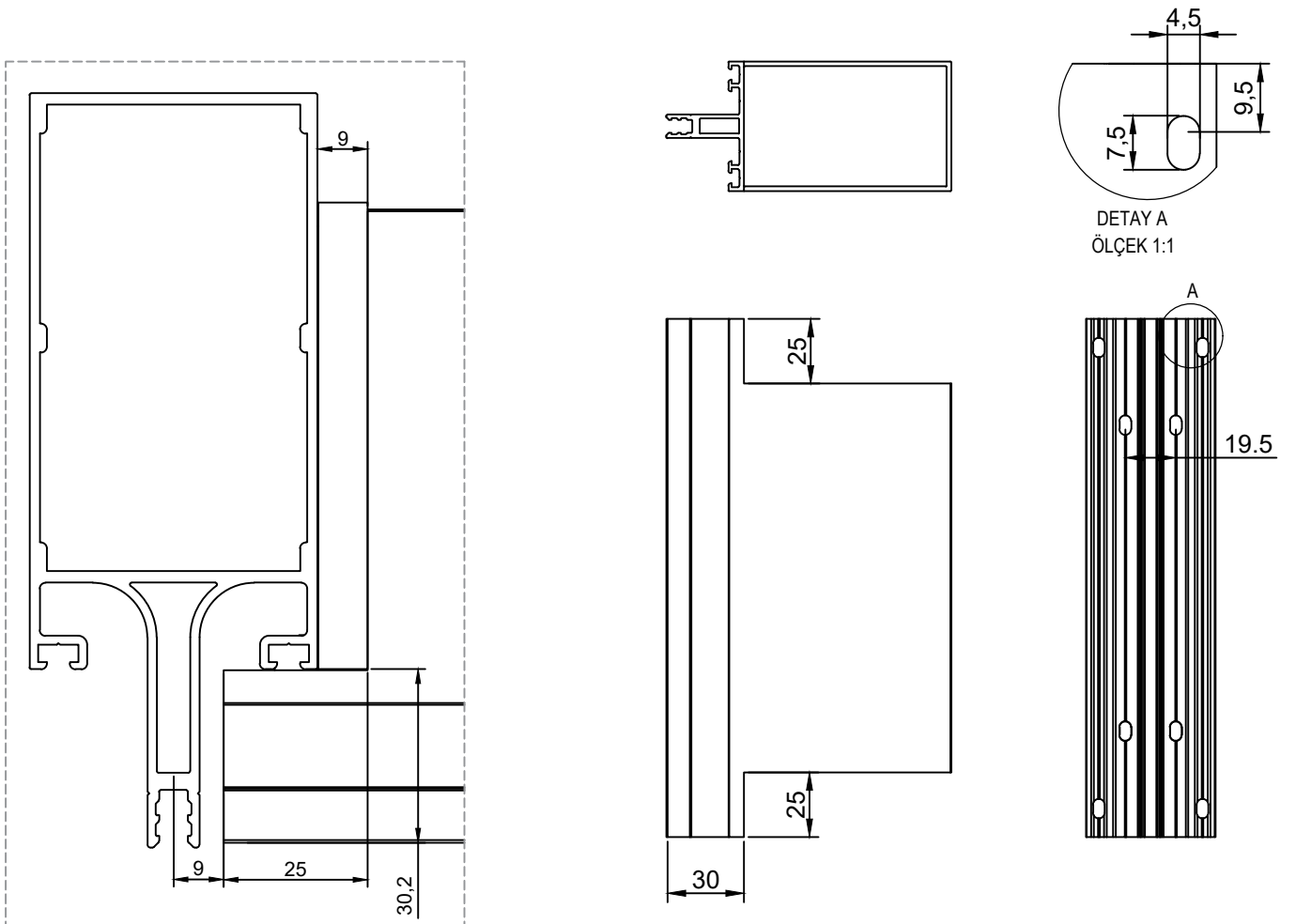


KULLANILDIĞI PROFİL USED WITH	AKSESUAR KODU ACCESSORIE CODE		KESİM ÖLÇÜSÜ CUTTING SIZE
R50T05	05.03.05		96,9 mm
	05.03.15		97,8 mm
	04.23.T05		101,0 mm
R50T06	05.03.06		116,9 mm
	05.03.16		115,8 mm
	04.23.T06		120,0 mm
R50T13	05.03.02		40,9 mm
	05.03.12		41,9 mm
	04.23.T02		45,0 mm
R50T18	05.03.04		76,9 mm
	05.03.14		77,8 mm
	04.23.T04		81,0 mm

• KIRLANGIÇ BAĞLANTI DETAYI / T CONNECTION DETAIL

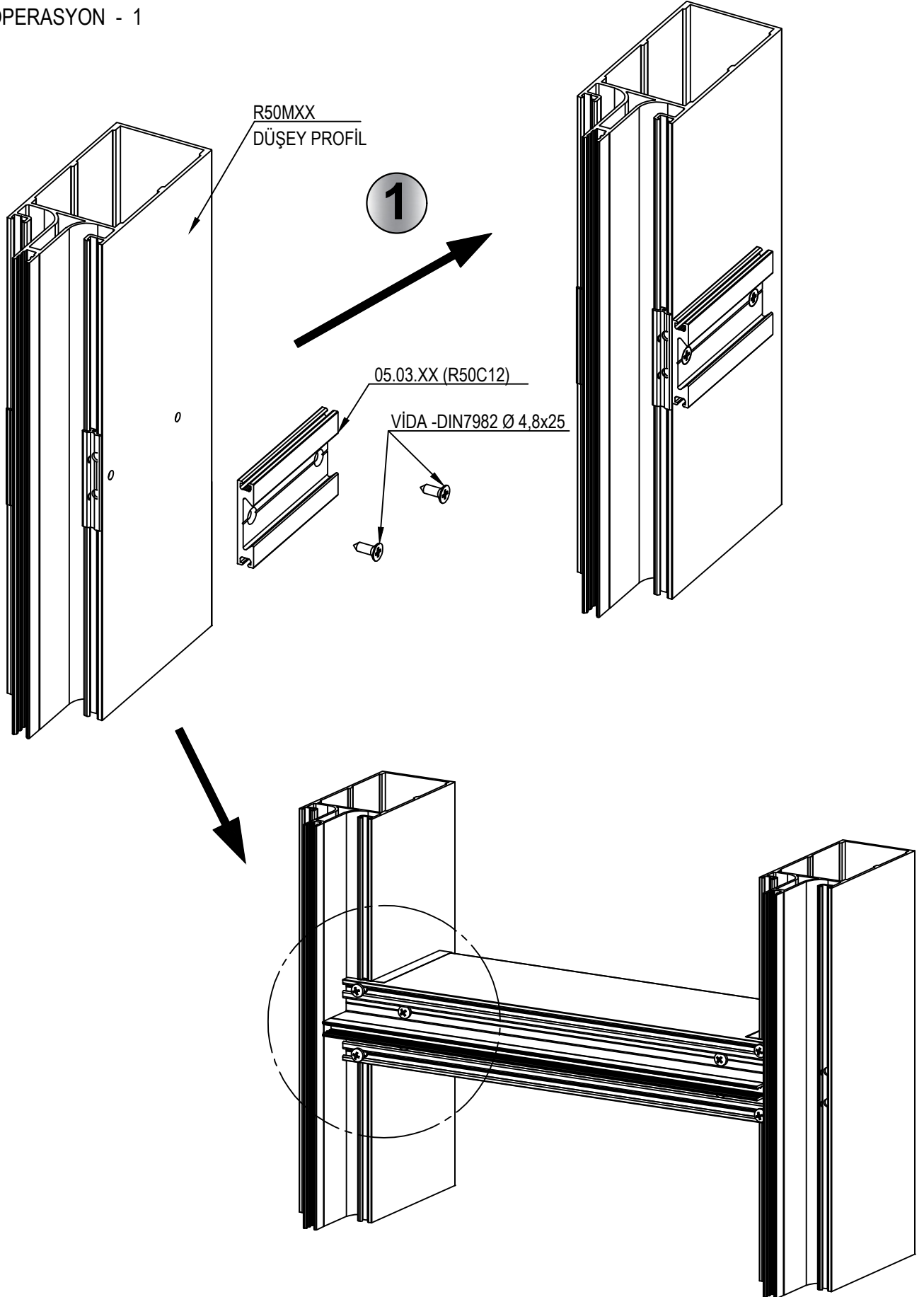


• YATAY KAYIT KERTME DETAYI / TRANSOM NOTCHING DETAIL

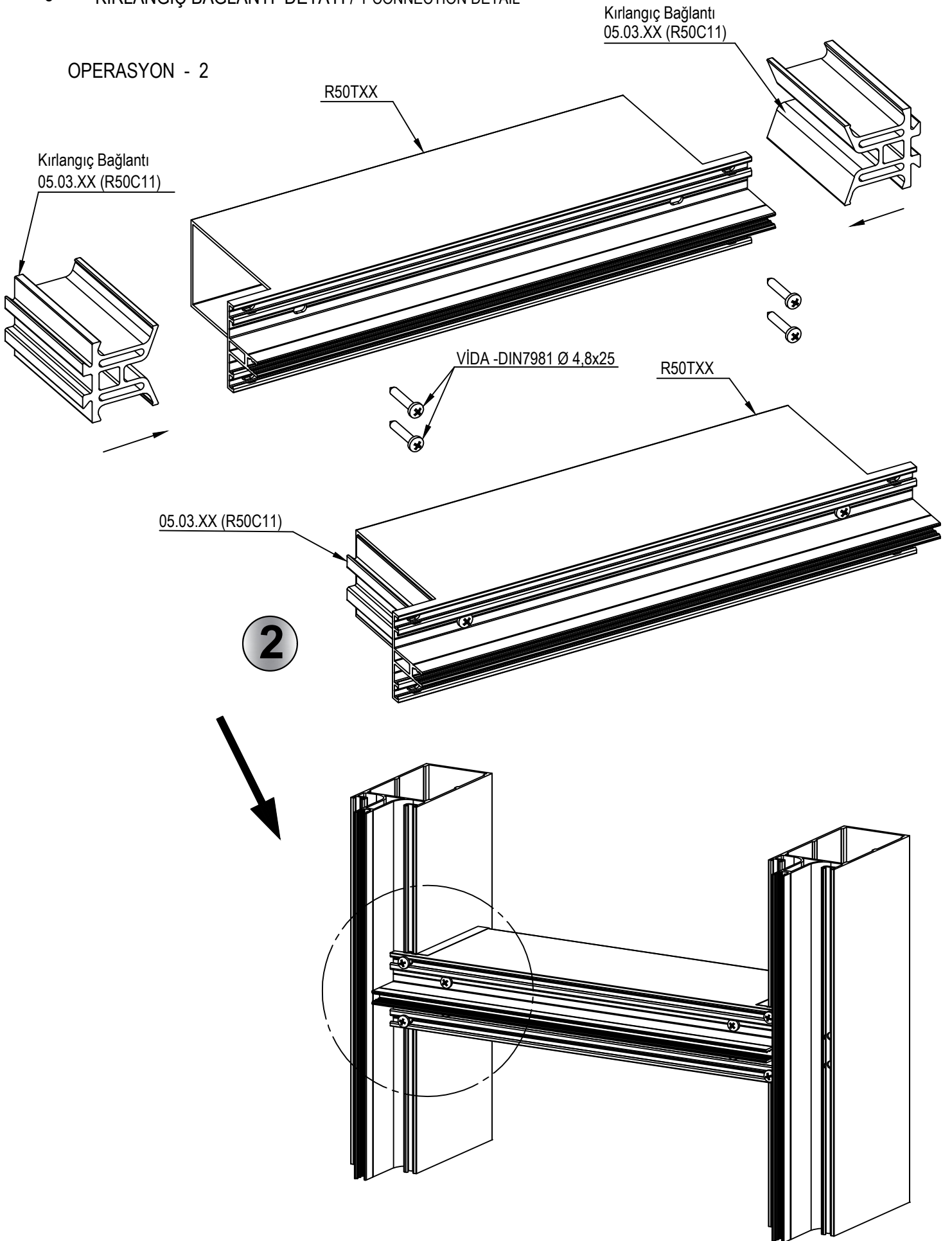


- KIRLANGIÇ BAĞLANTI DETAYLARI / T CONNECTION DETAILS

OPERASYON - 1

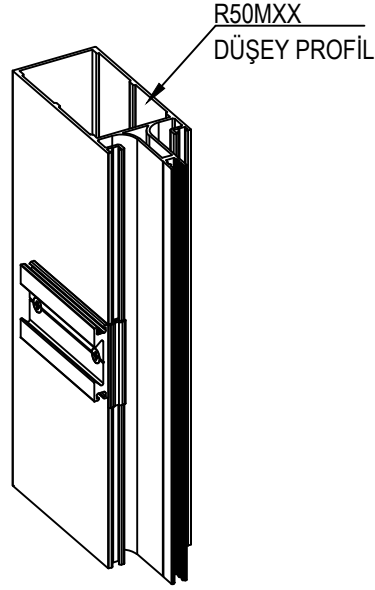
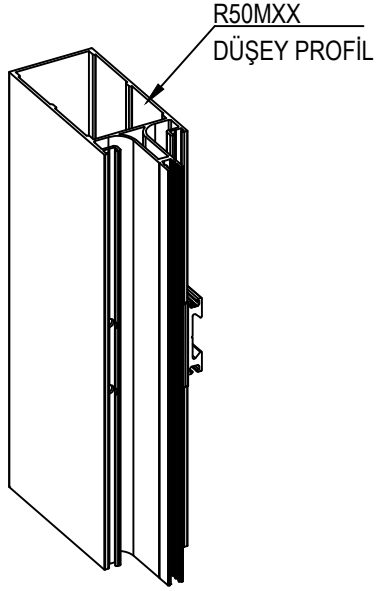


• KIRLANGIÇ BAĞLANTI DETAYI / T CONNECTION DETAIL

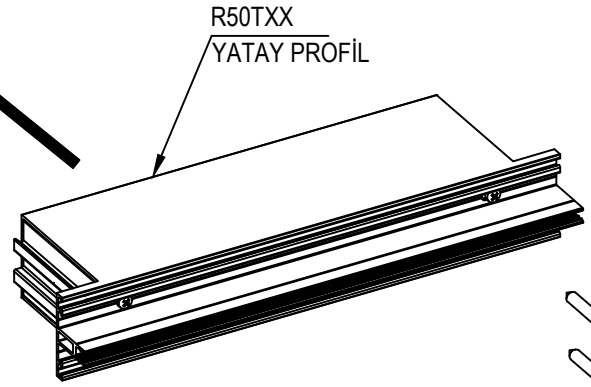


- KIRLANGIÇ BAĞLANTI DETAYI / T CONNECTION DETAIL

OPERASYON - 3

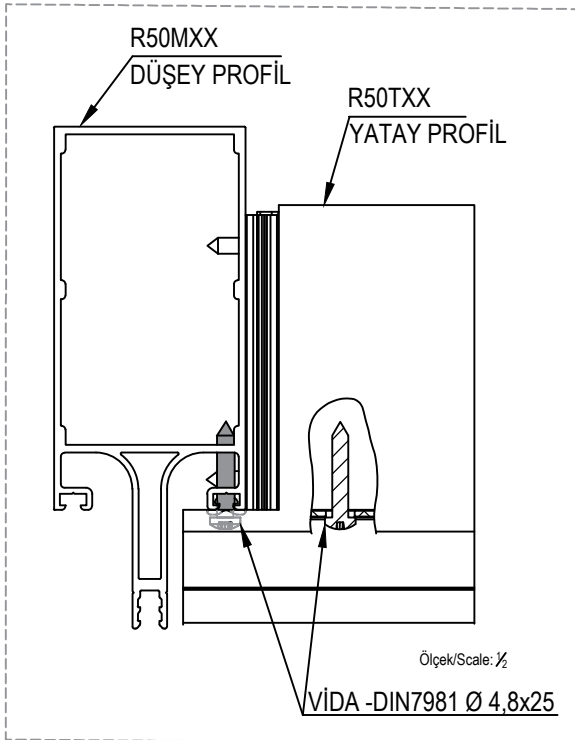
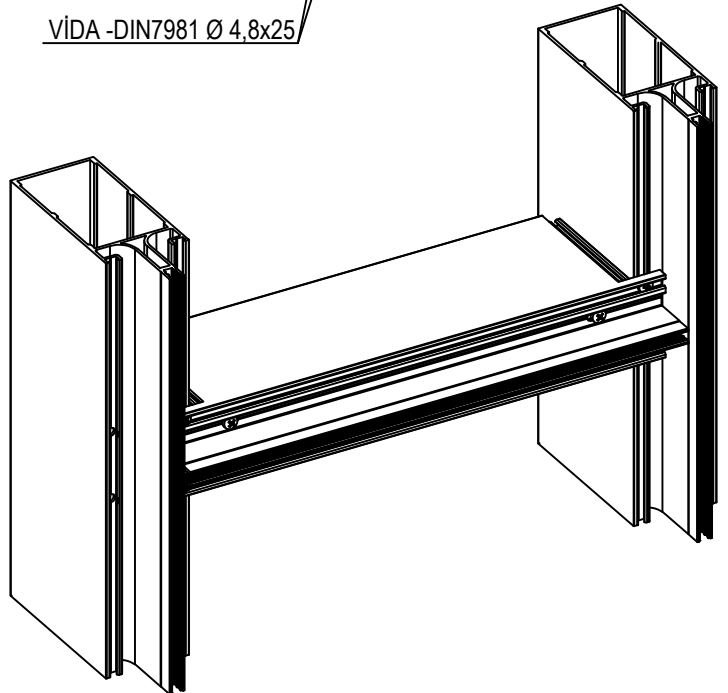


3



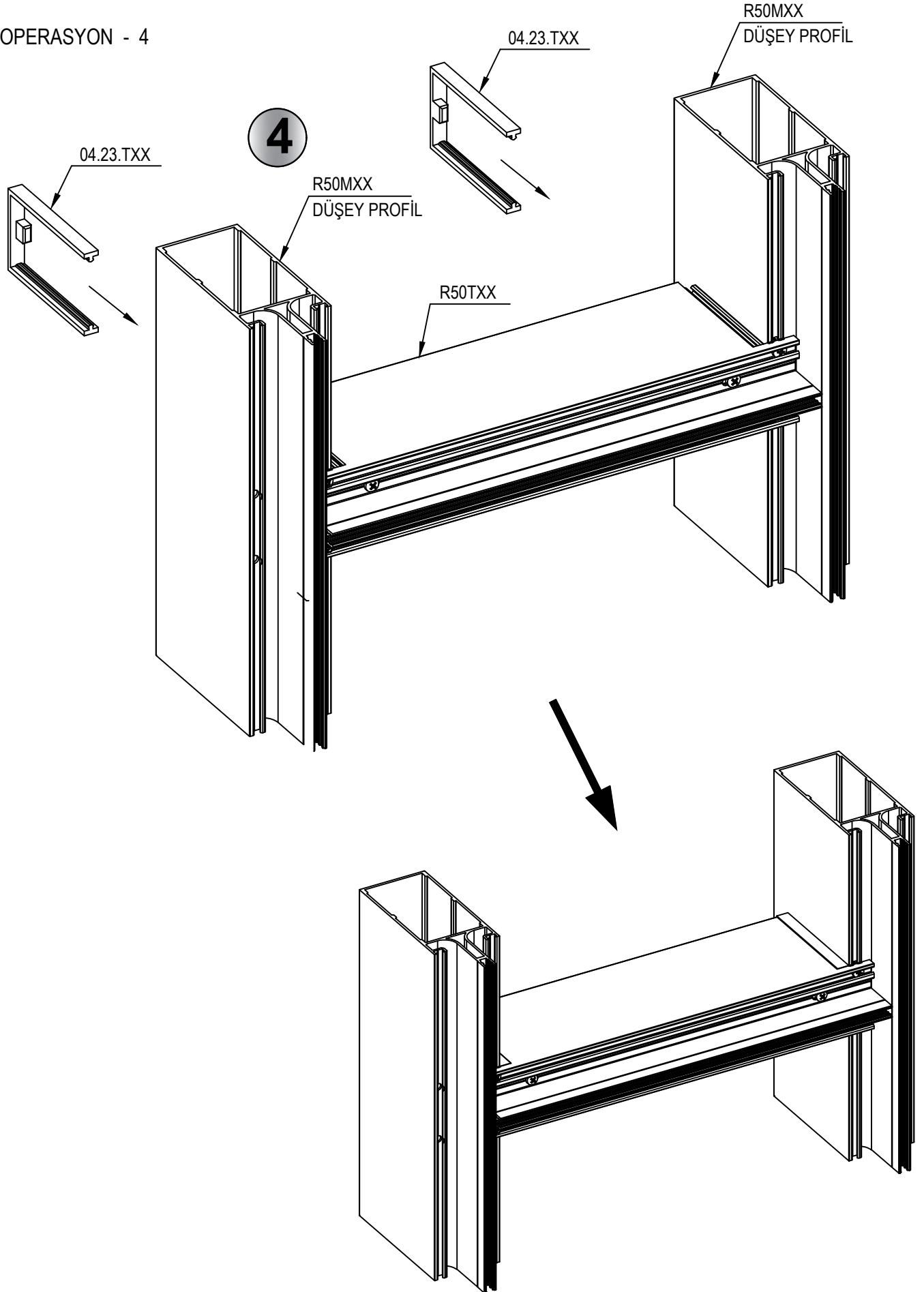
VİDA -DIN7981 Ø 4,8x25

VİDA -DIN7981 Ø 4,8x25

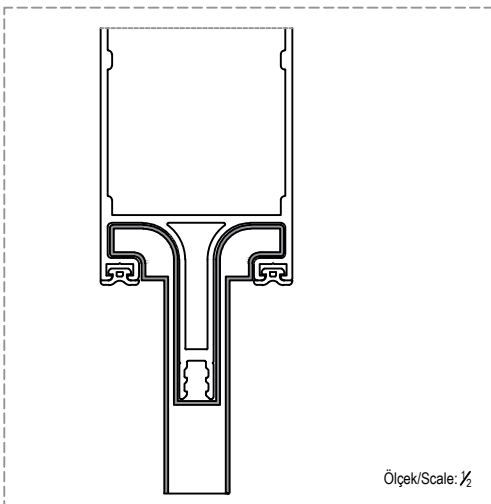
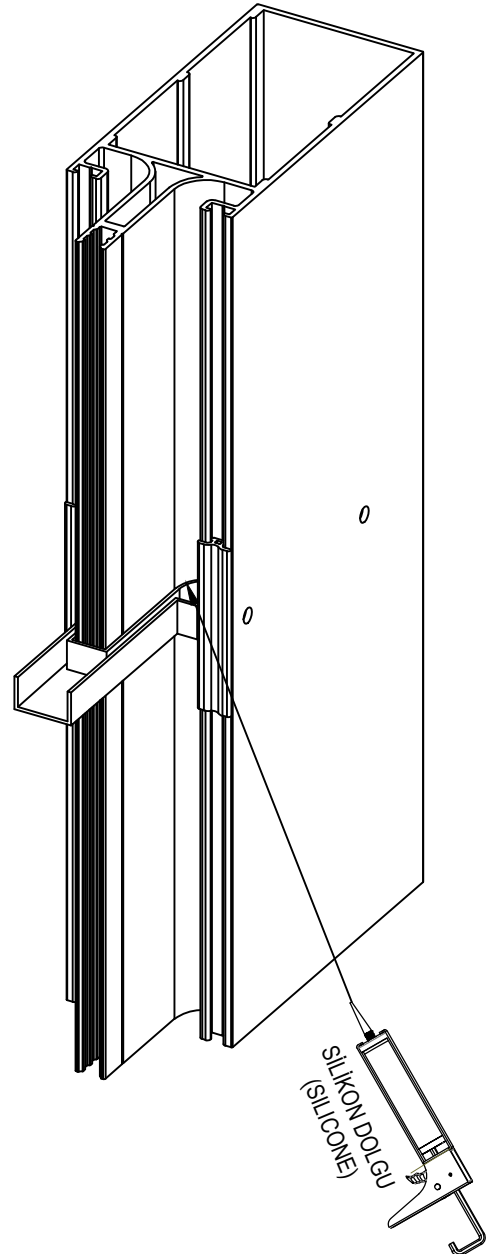
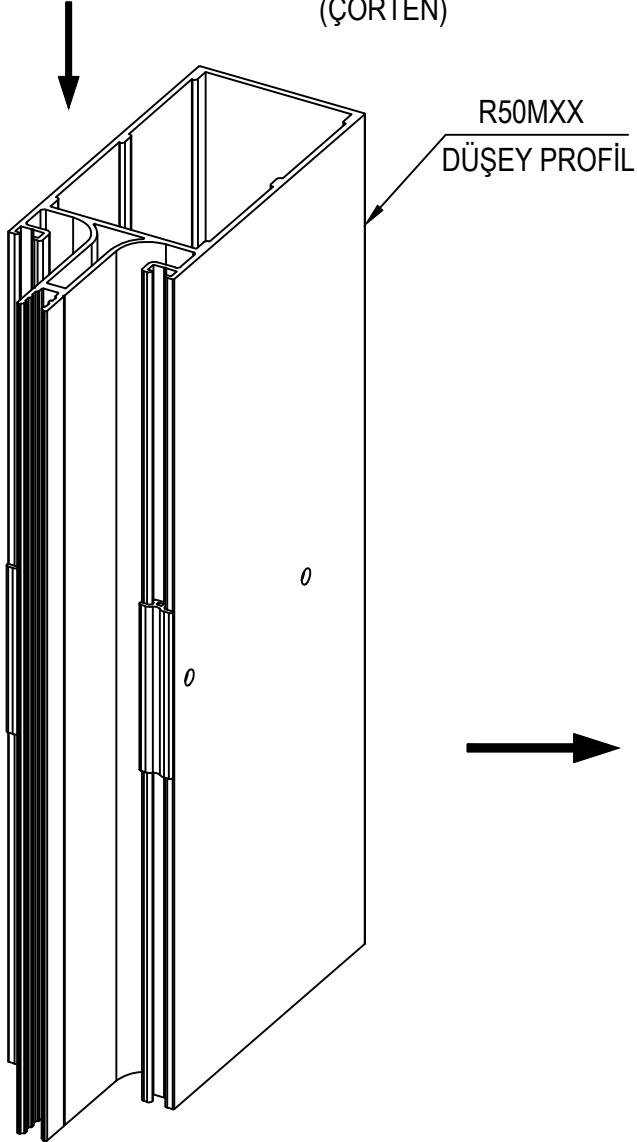
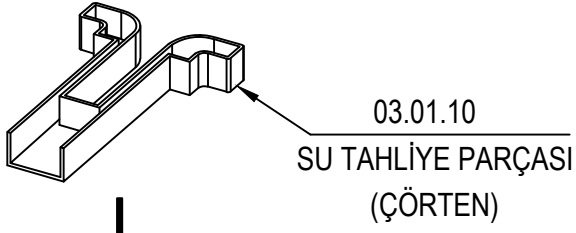


- KIRLANGIÇ BAĞLANTI DETAYI / T CONNECTION DETAIL


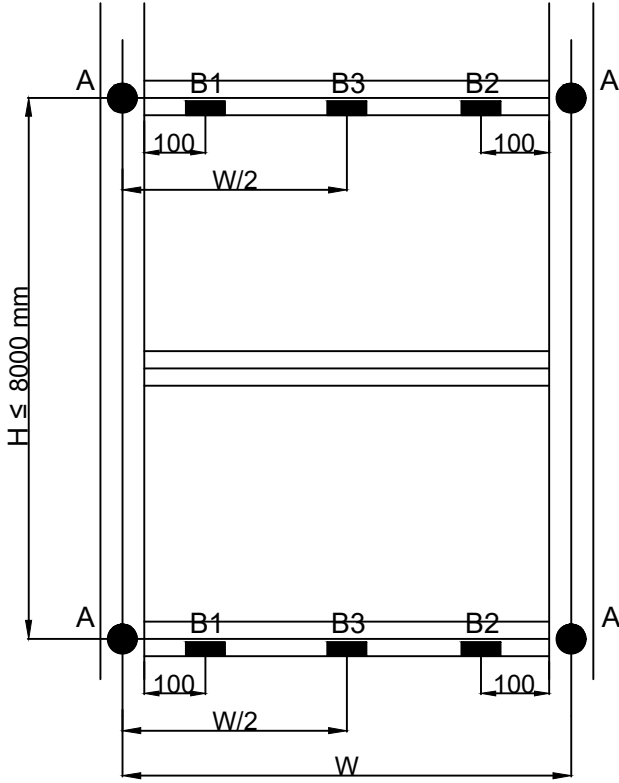
OPERASYON - 4



- SU TAHLİYE PARÇASI (ÇÖRTEN) / WATER DRAINAGE PIECE



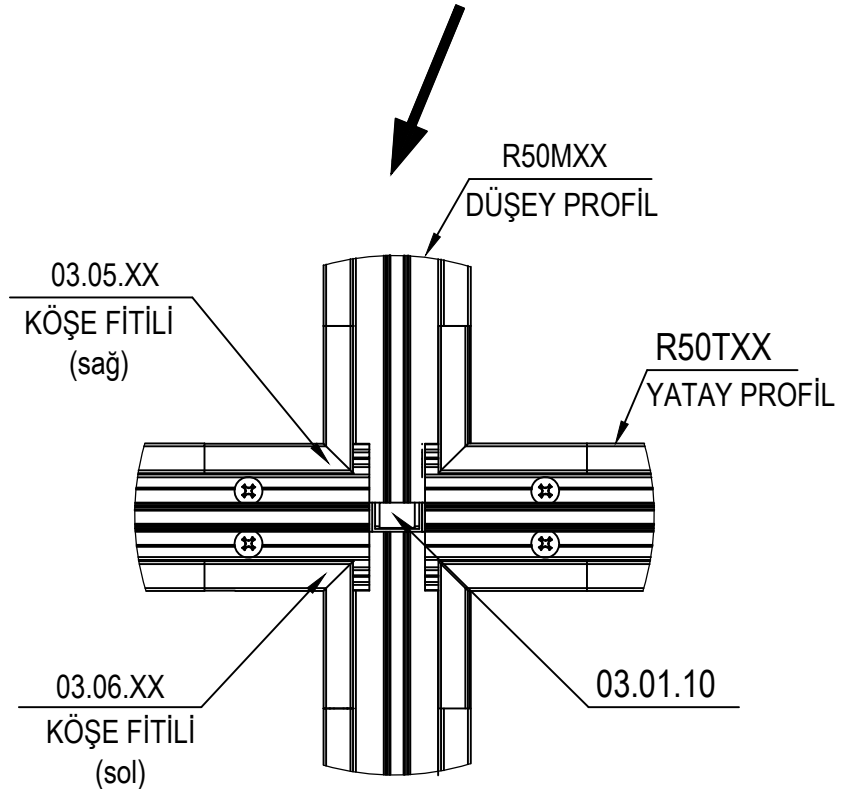
- SU TAHLİYE PARÇASI (ÇÖRTEN) / WATER DRAINAGE PIECE



$W \leq 1500 \text{ mm} \Rightarrow B1, B2$   
 $W \geq 1500 \text{ mm} \Rightarrow B1, B2, B3$

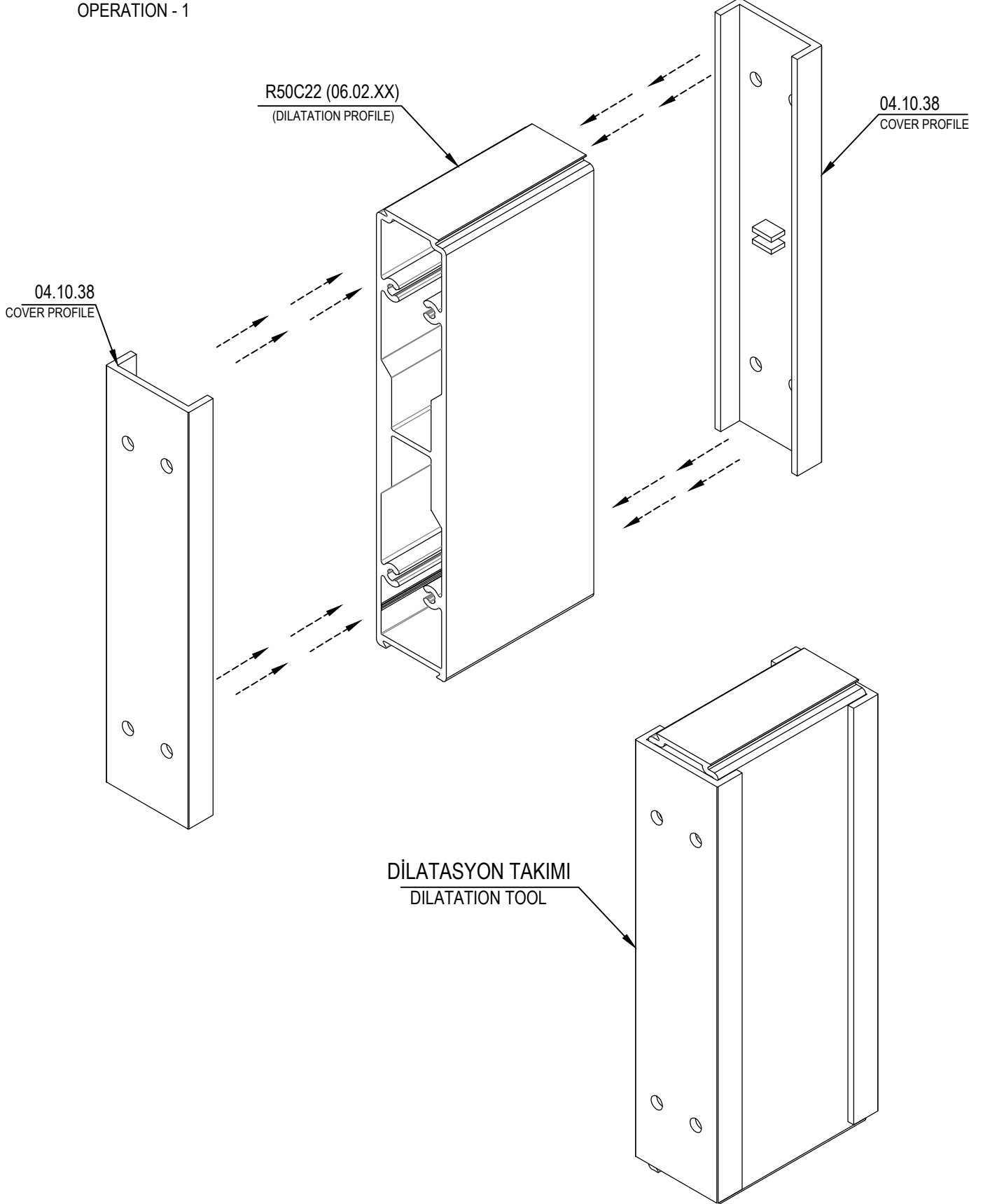
● A : Her çörtten, üstündeki maksimum 8 metrelik alana hizmet eder. Maksimum 8 metrede bir yatay-düsey bağlantı noktasında yatay profil gaga hizasında düşey profile çörtten kullanılmalıdır.

■ B : Çörtten kullanılan hizalardaki kayıtlarda baskı ve kapak profiline havalandırma slotu açılmalıdır.



- DİLATASYON PROFİLİ VE KAPAK MONTAJI / DILATATION PROFILE AND COVER ASSEMBLY

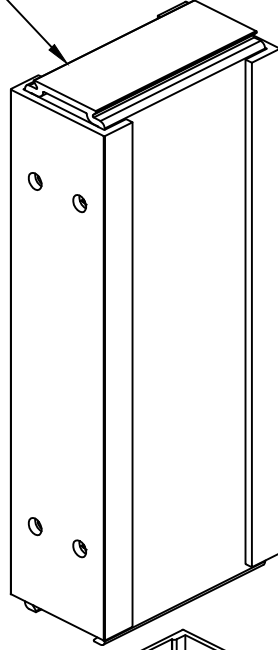
OPERASYON - 1  
OPERATION - 1



- DİLATASYON BAĞLANTI DETAYI / DILATATION CONNECTION DETAIL

OPERASYON - 2  
OPERATION - 2

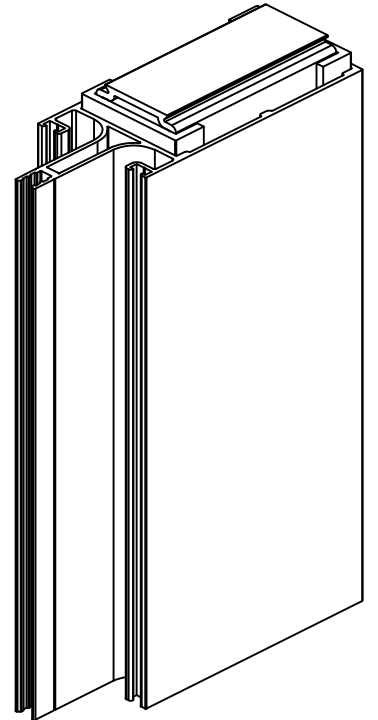

DİLATASYON TAKIMI  
DILATATION TOOL



ViDA -DIN7981 Ø 4,8x25  
(A2 PASLANMAZ)

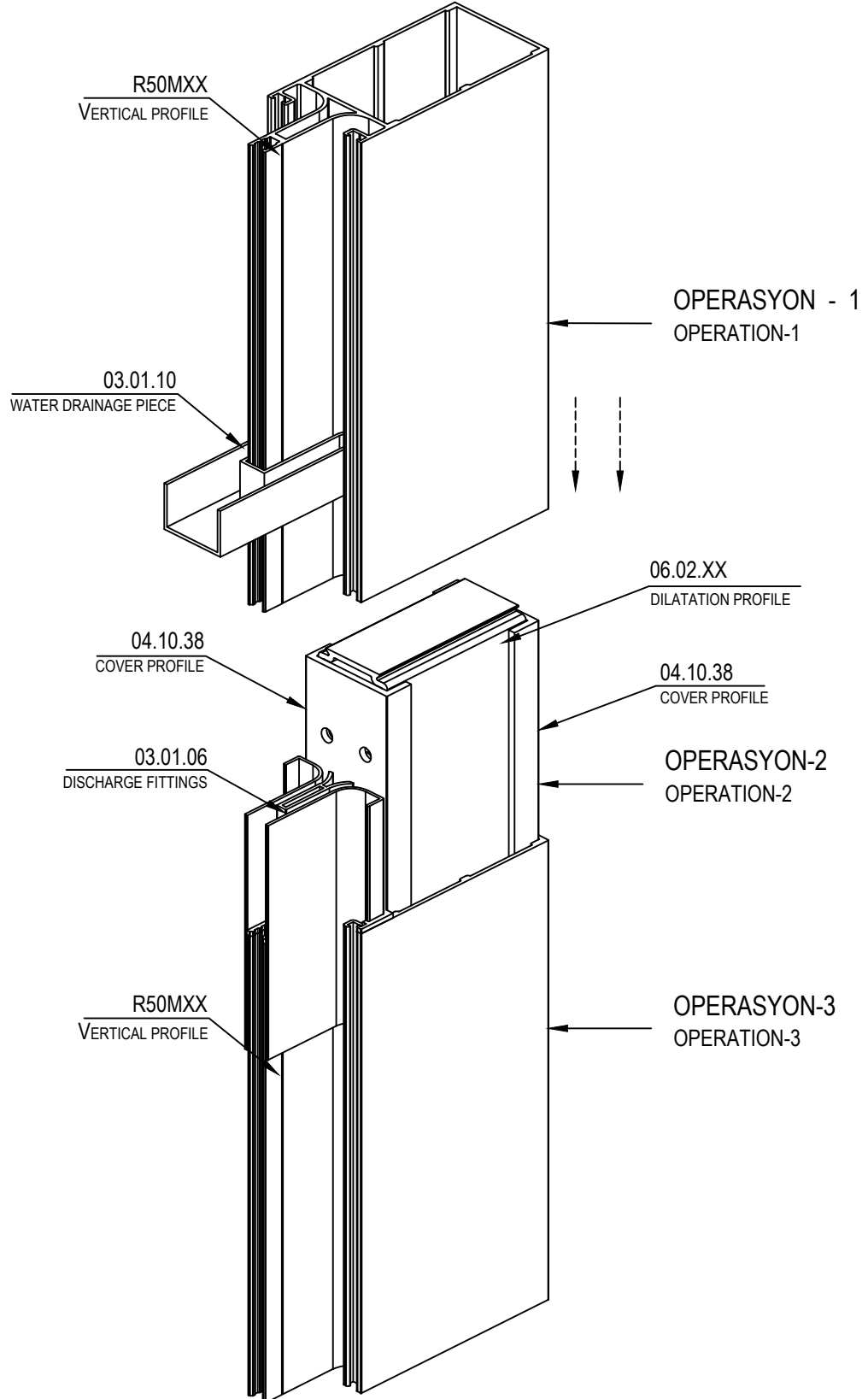


R50MXX  
VERTICAL PROFILE



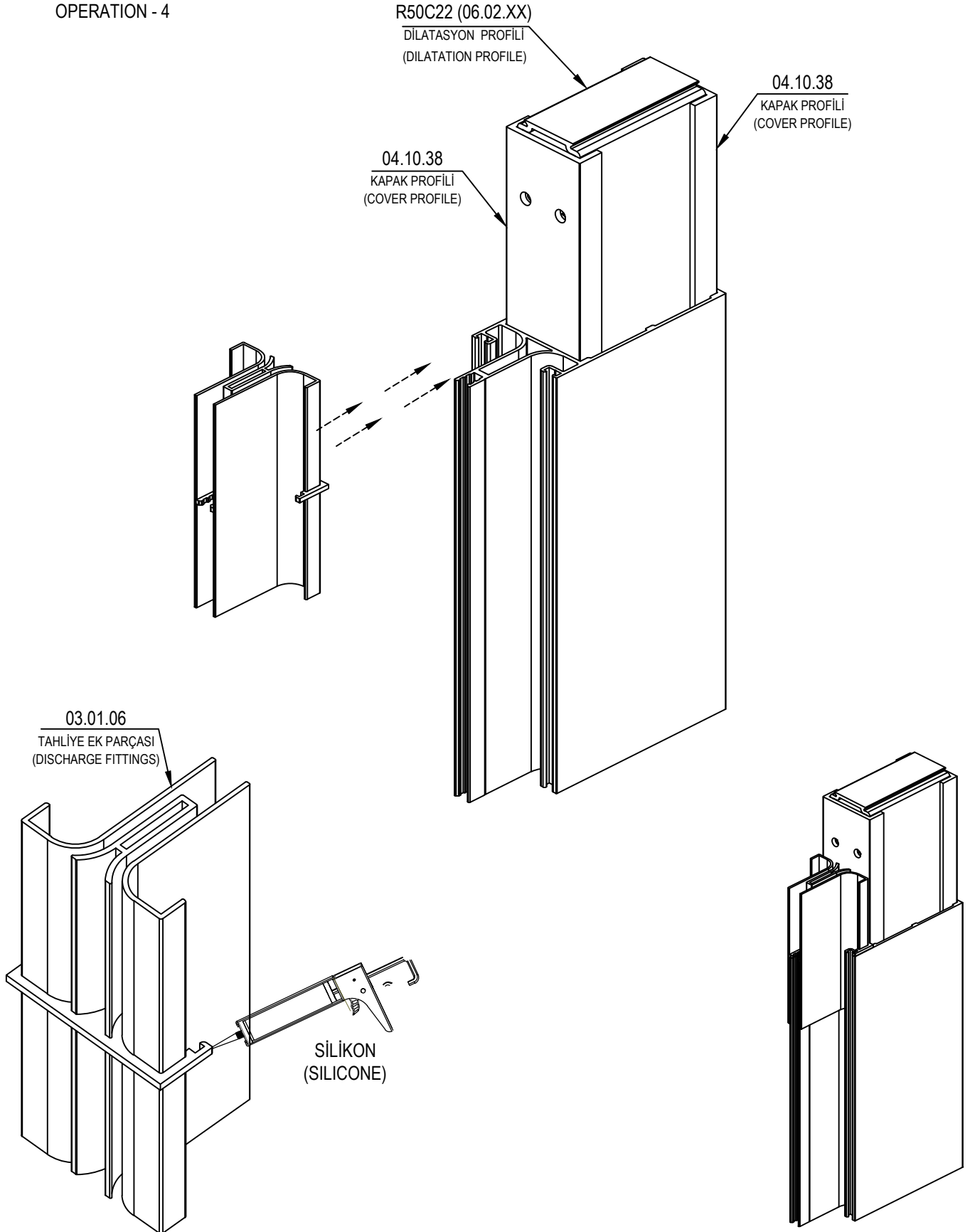
- DİLATASYON BAĞLANTI DETAYI / DILATATION CONNECTION DETAIL

OPERASYON - 3  
OPERATION - 3

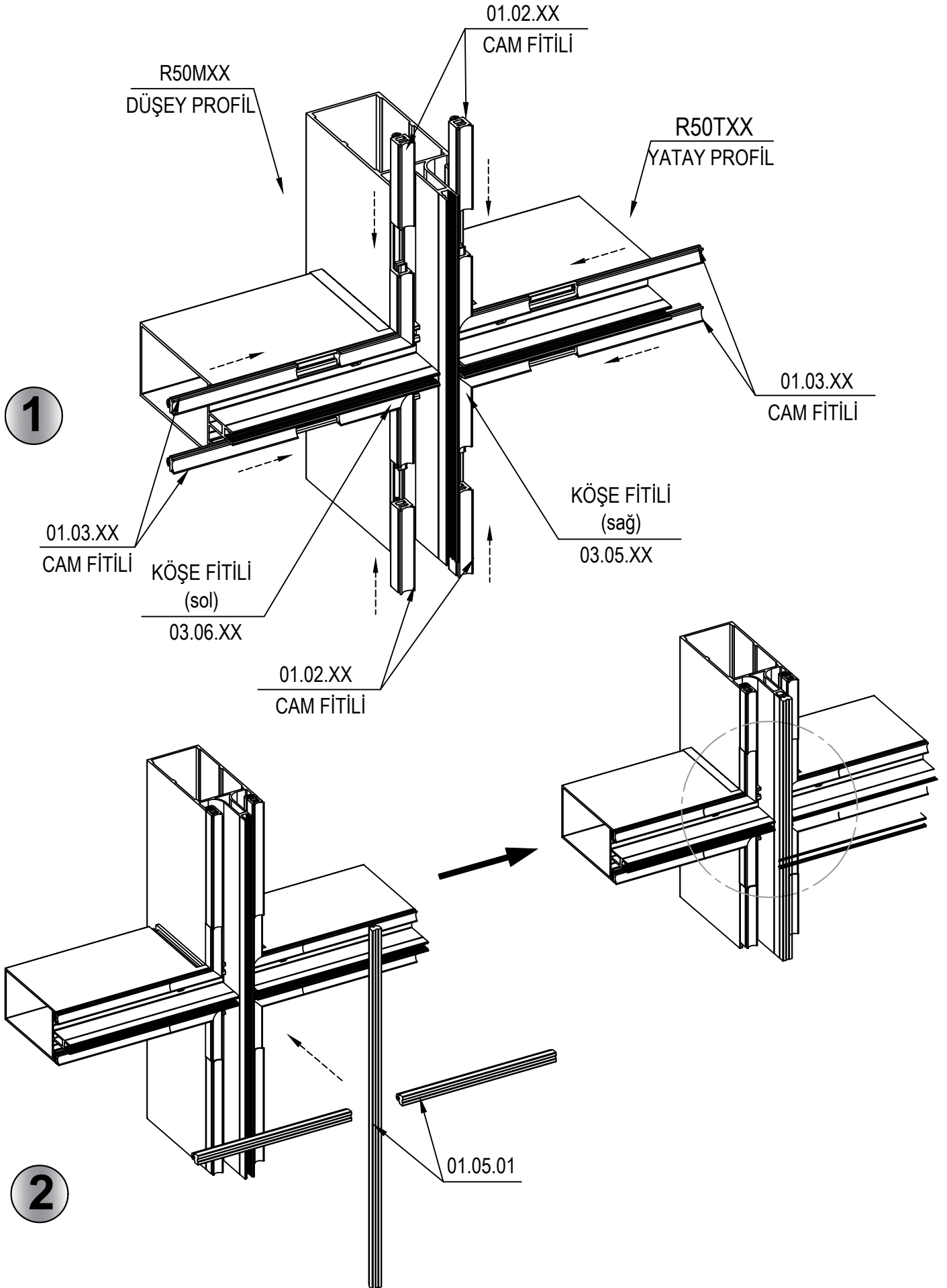


- TAHLİYE EK PARÇASI / DISCHARGE FITTINGS

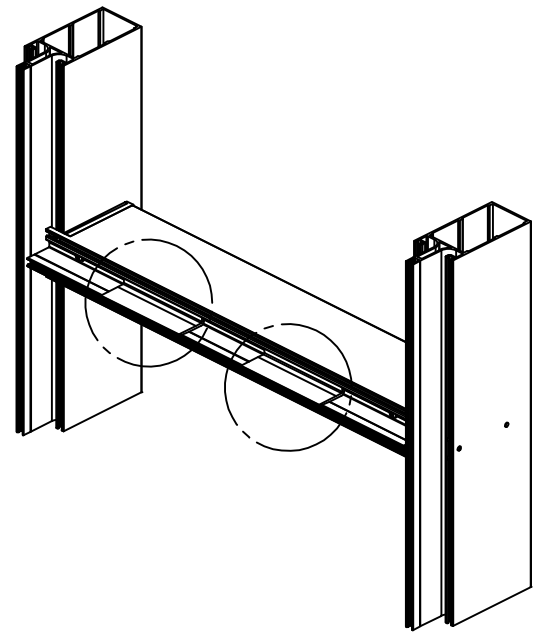
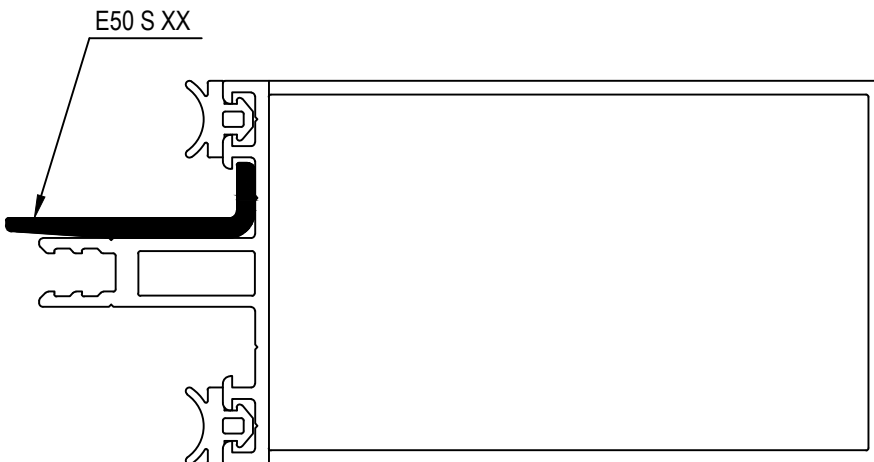
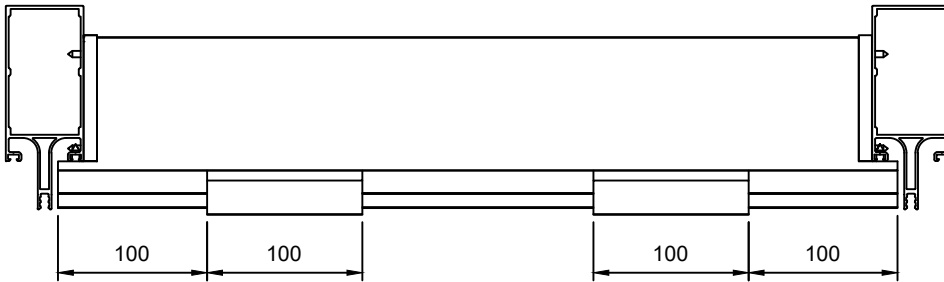
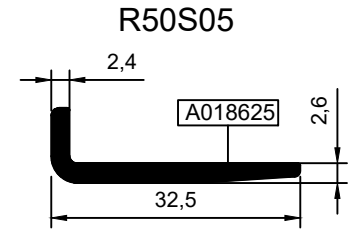
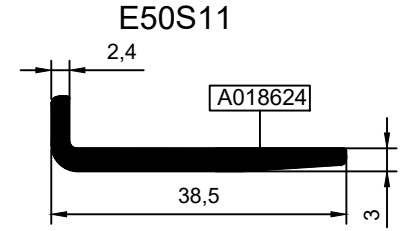
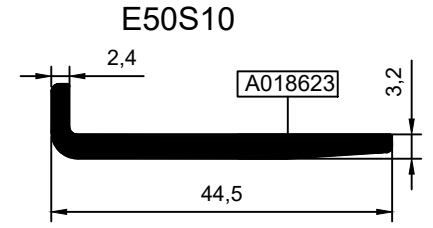
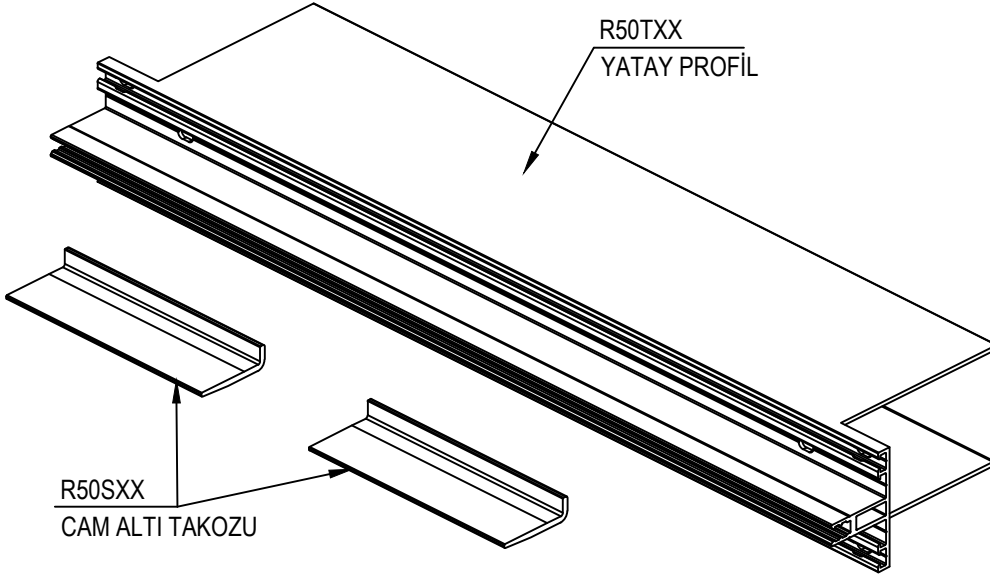
OPERASYON - 4  
OPERATION - 4



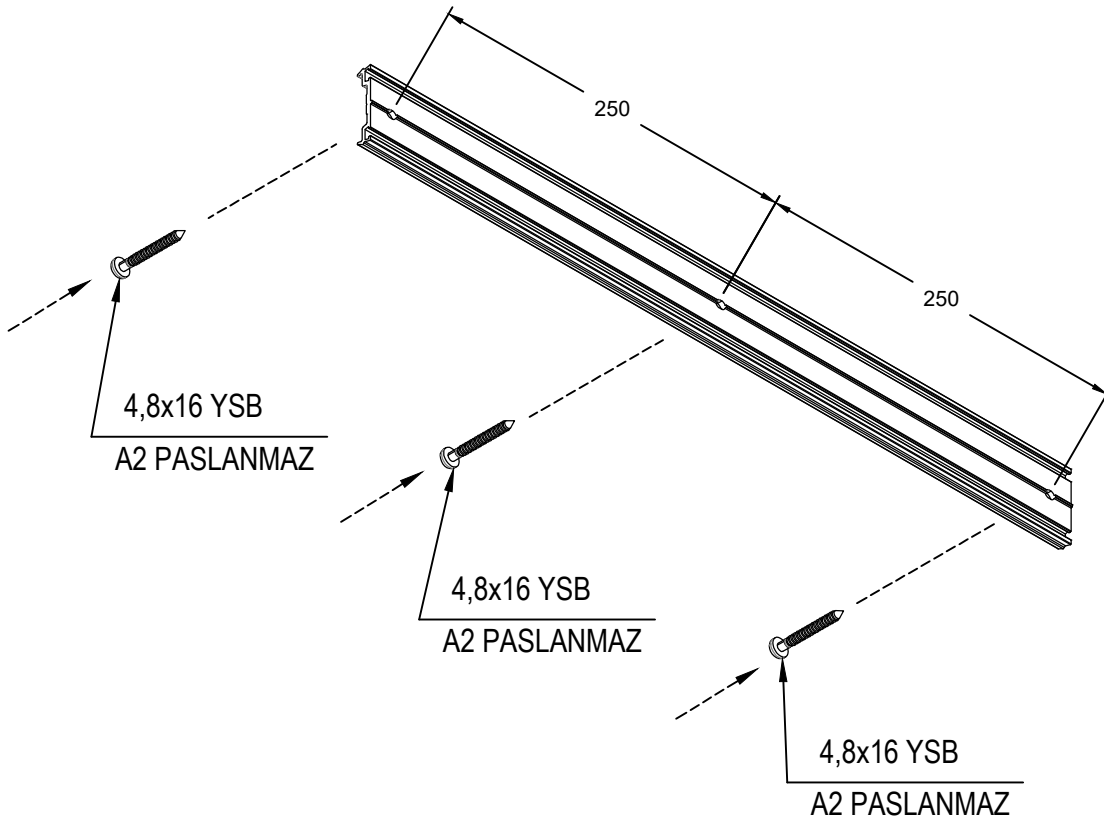
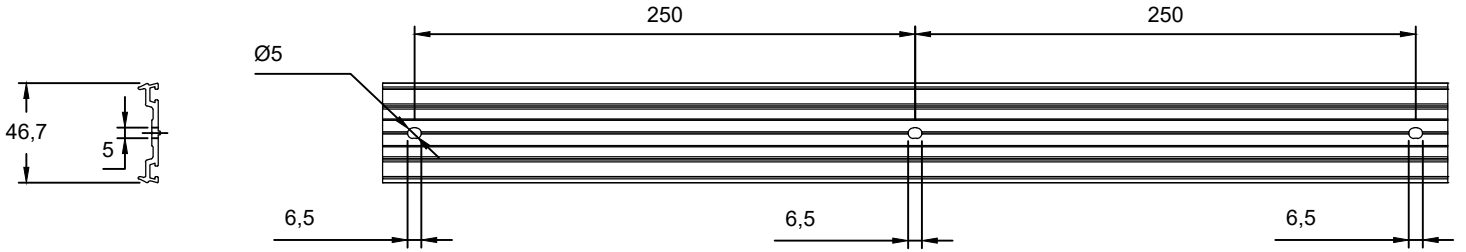
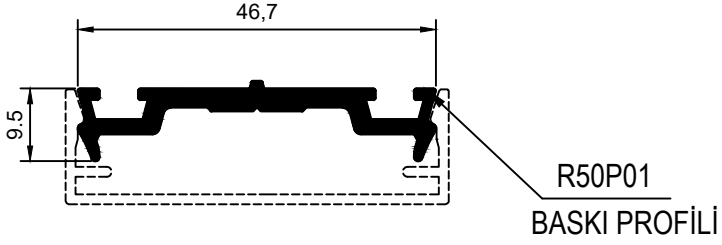
- KÖŞE FİTİLİ VE İÇ CAM FİTİLİ MONTAJ DETAYI / CORNER GASKET AND GLASS INTERIOR GASKET ASSEMBLY DETAIL



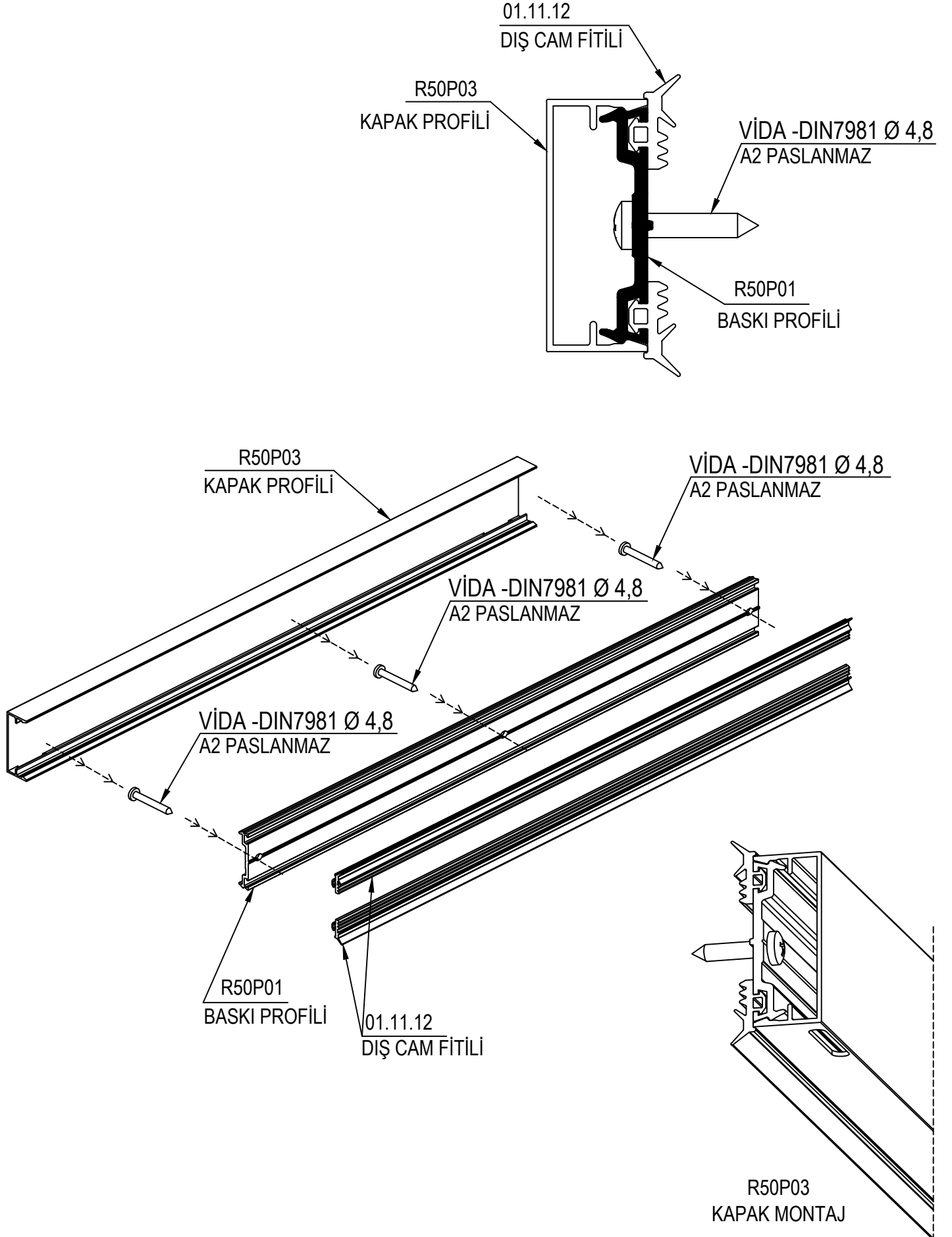
• CAM ALTI TAKOZU DETAYLARI / GLASS SUPPORT DETAIL



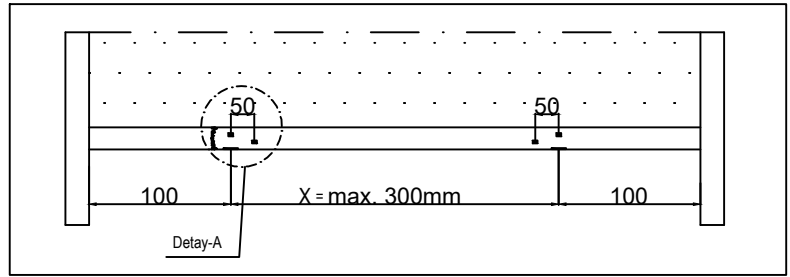
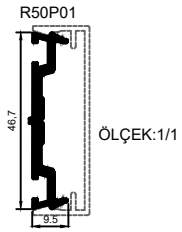
• BASKI PROFİLİ MONTAJI / PRESSURE PROFILE ASSEMBLY



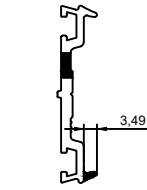
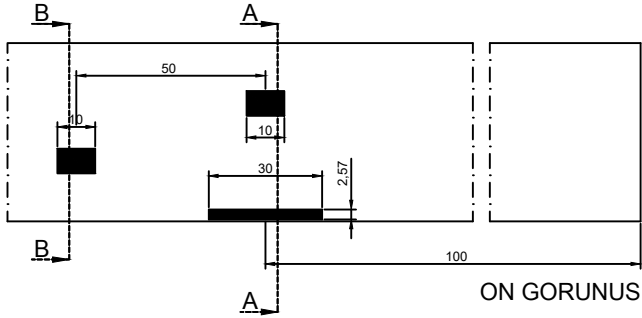
• KAPAK MONTAJI DETAYI / CAP ASSEMBLY DETAIL




- BASKI PROFİLİ HAVALANDIRMA VE TAHLİYE DETAYI / PRESSURE PROFILE VENTILATION AND DRAINAGE DETAIL



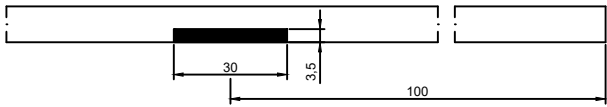
DETAY - A



A-A KESİTİ

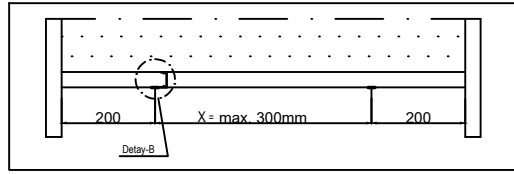
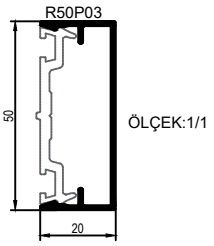


B-B KESİTİ

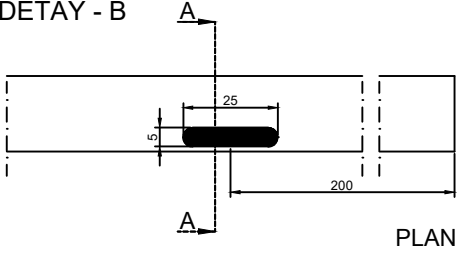


PLAN

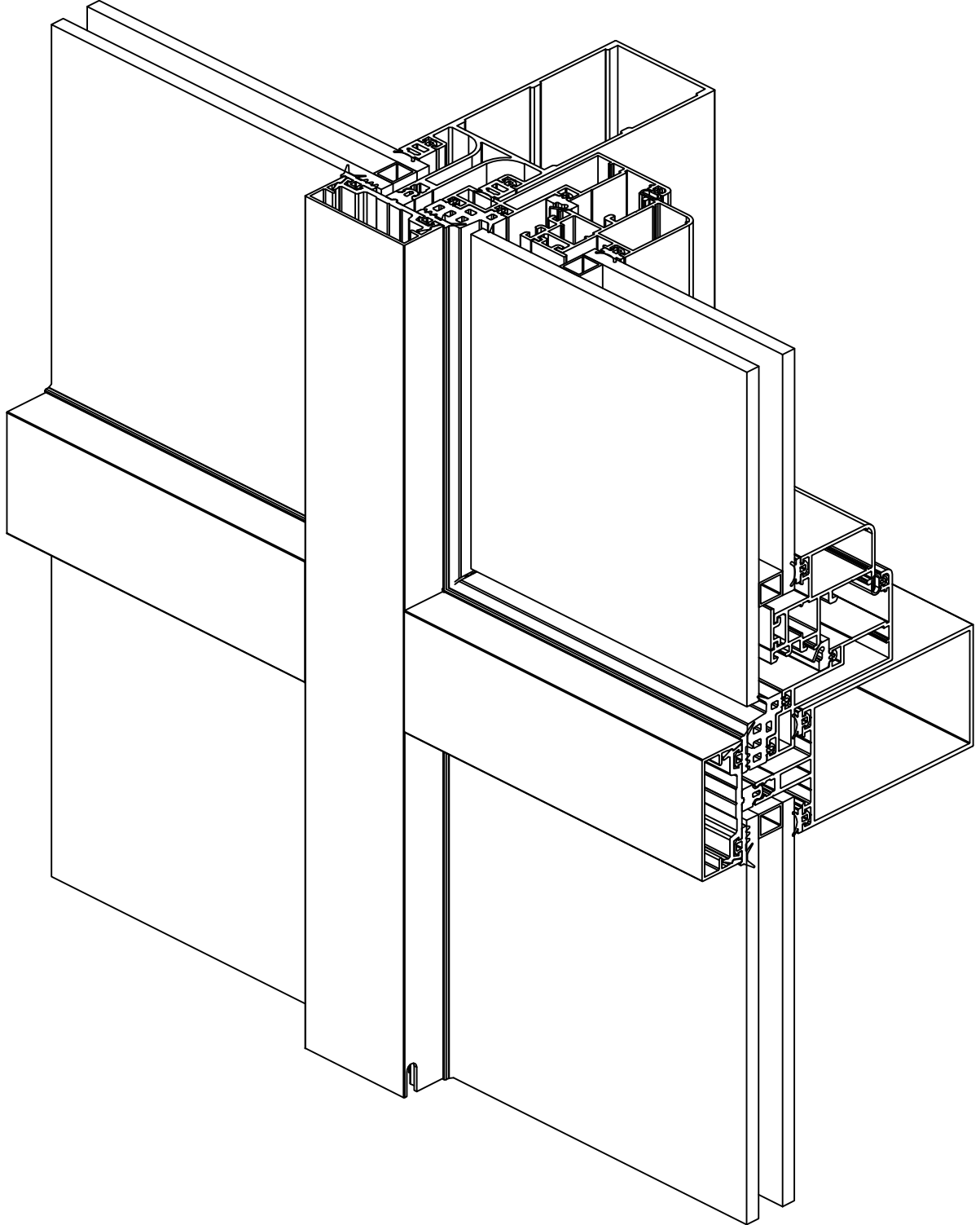
- KAPAK PROFİLİ HAVALANDIRMA VE TAHLİYE DETAYI / CAP PROFILE VENTILATION AND DRAINAGE DETAIL



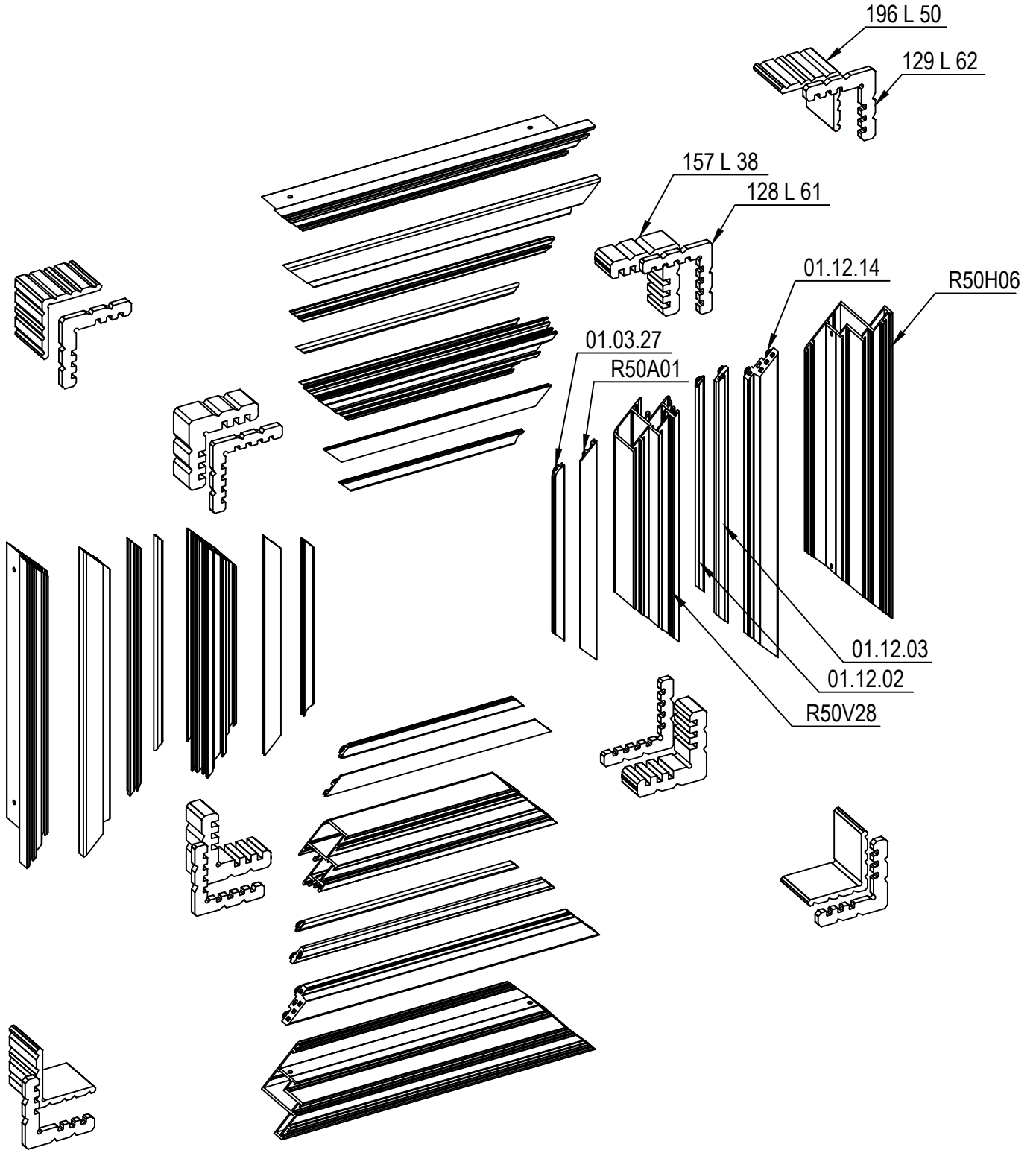
DETAY - B



- R50 SİSTEMİ / R50 SYSTEM



• R50 SİSTEMİ / R50 SYSTEM

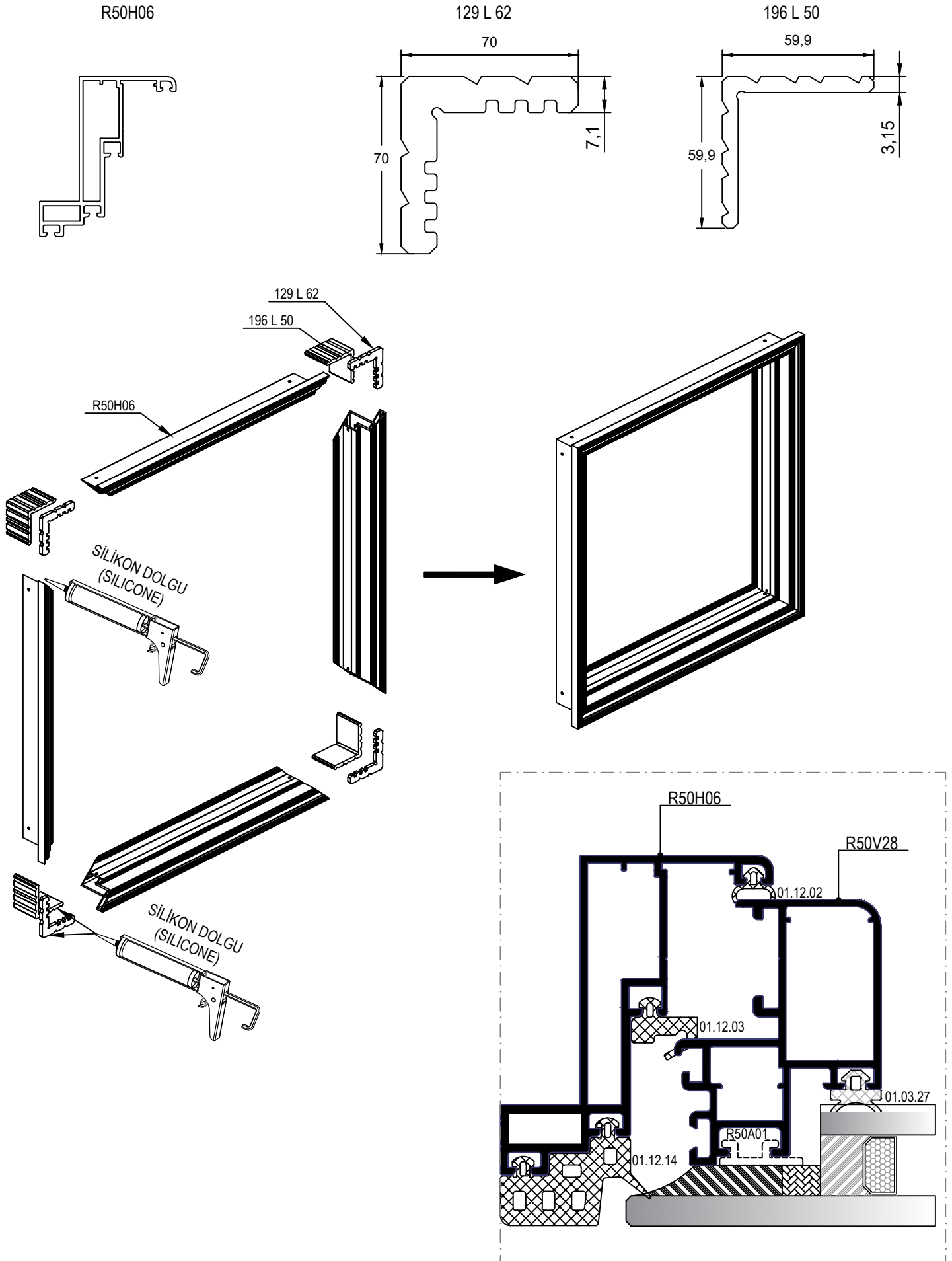


	01.02.XX	01.12.02	01.12.03	01.12.14
FİTİLLER GASKETS				

# GİZLİ KANAT İMALAT DETAYLARI HIDDEN VENT FABRICATION DETAILS

# R50

- KASA DETAYI / FRAME DETAIL

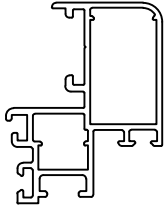


# GİZLİ KANAT İMALAT DETAYLARI HIDDEN VENT FABRICATION DETAILS

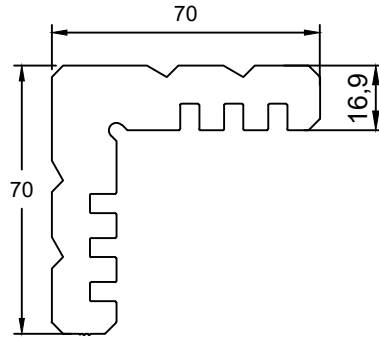
# R50

- KANAT DETAYI / VENT DETAIL

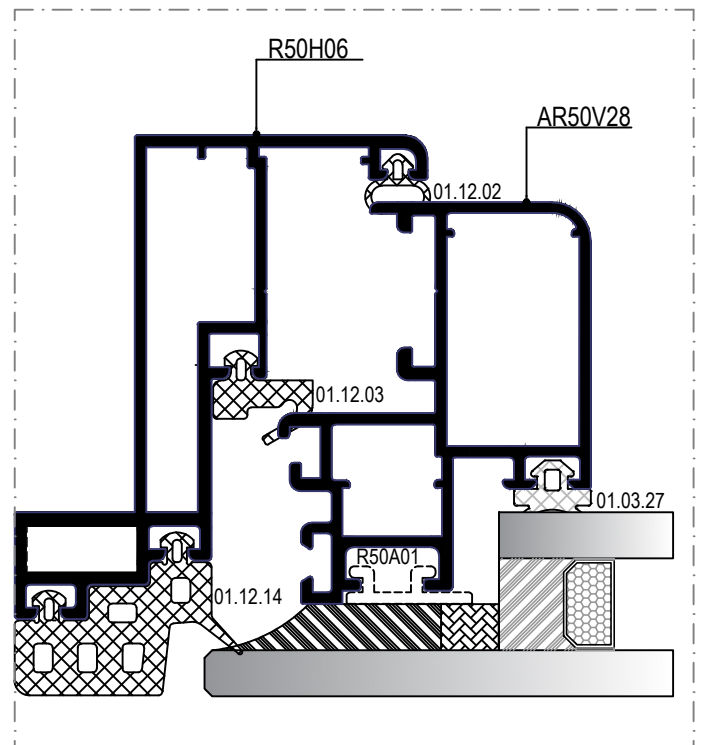
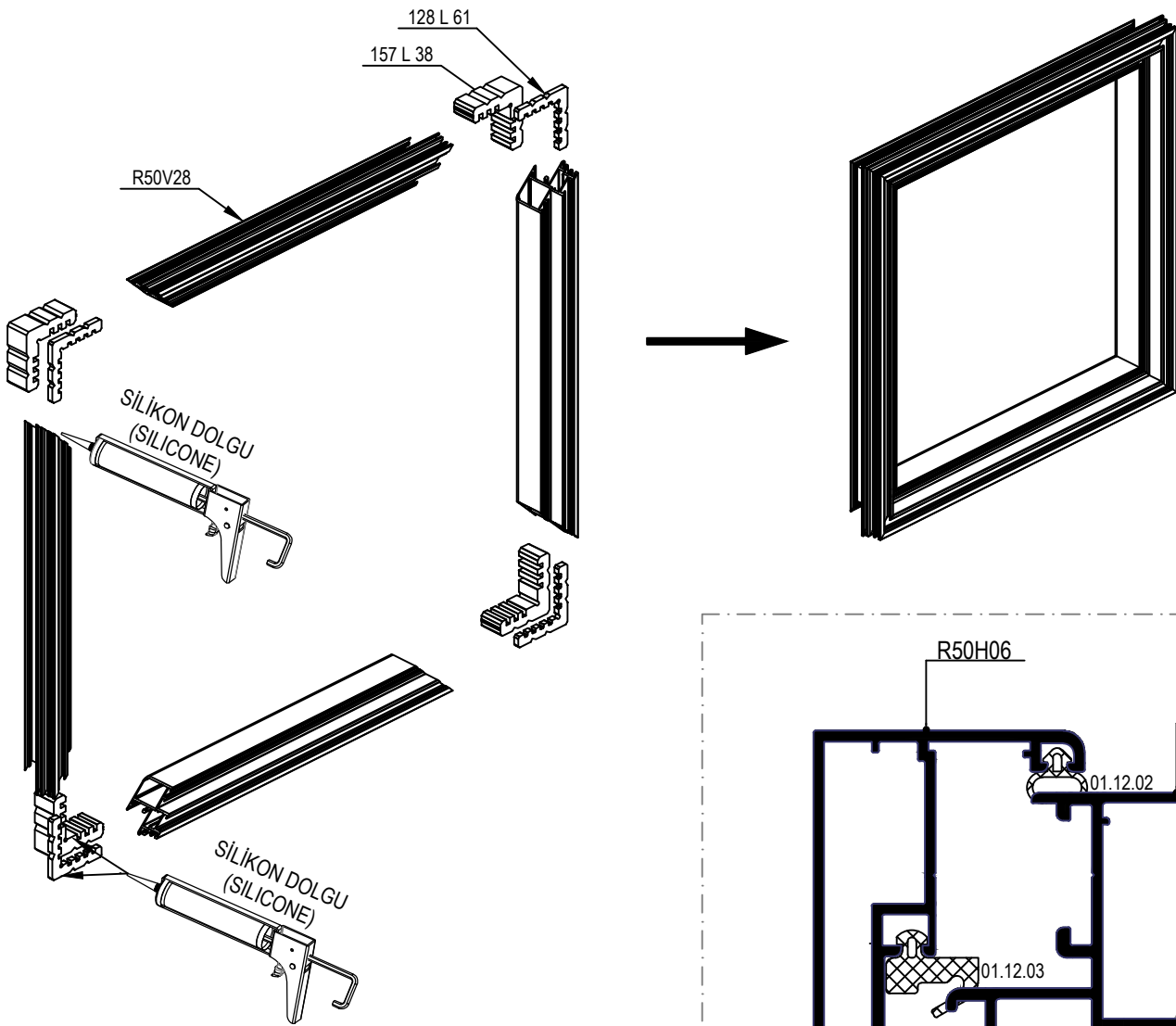
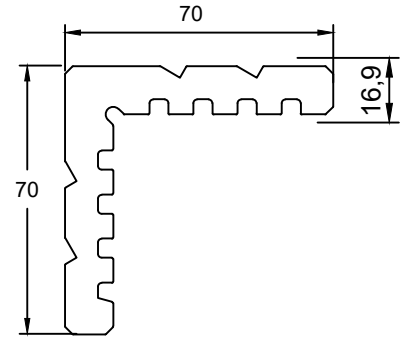
AR50V28



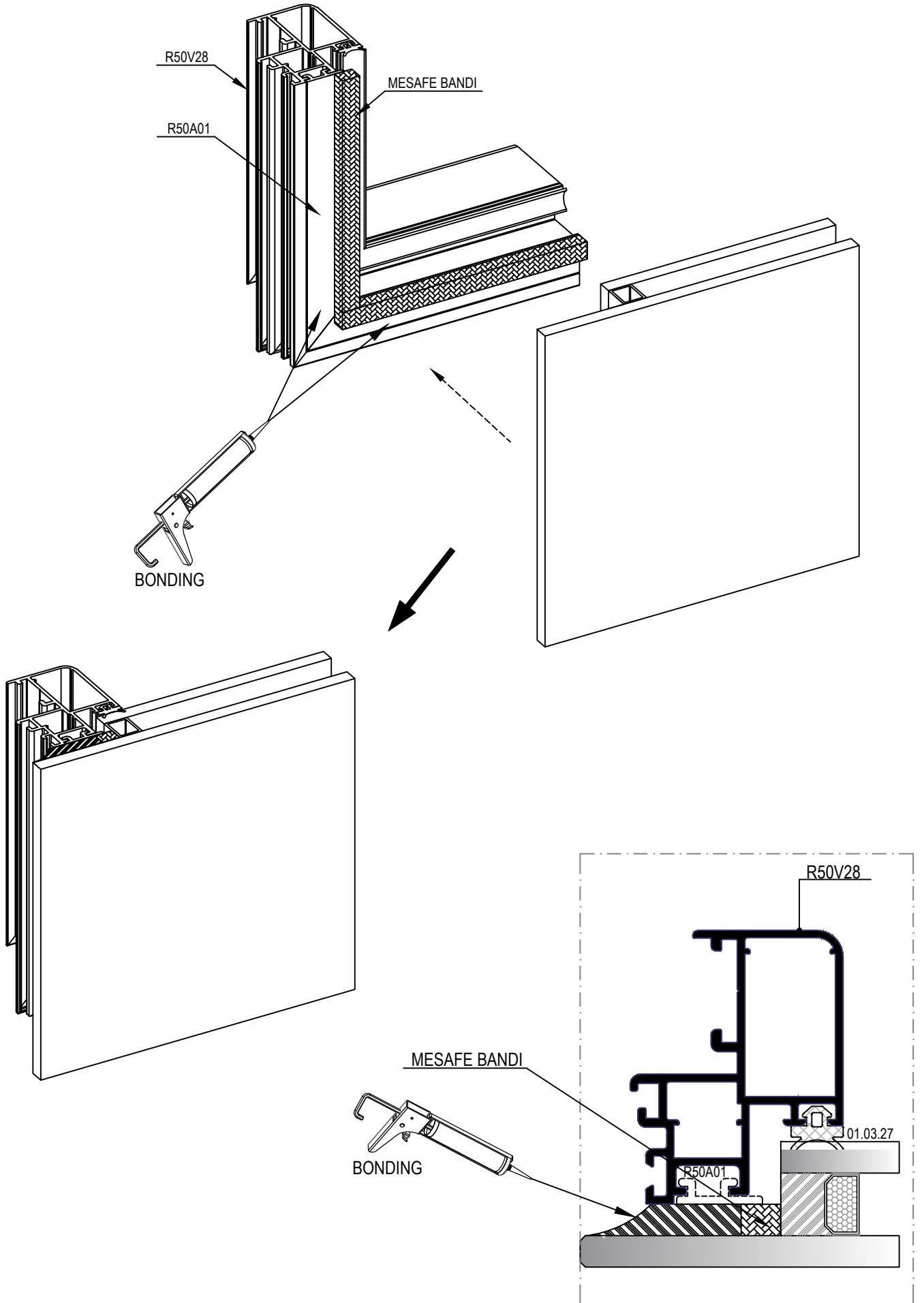
157 L 38



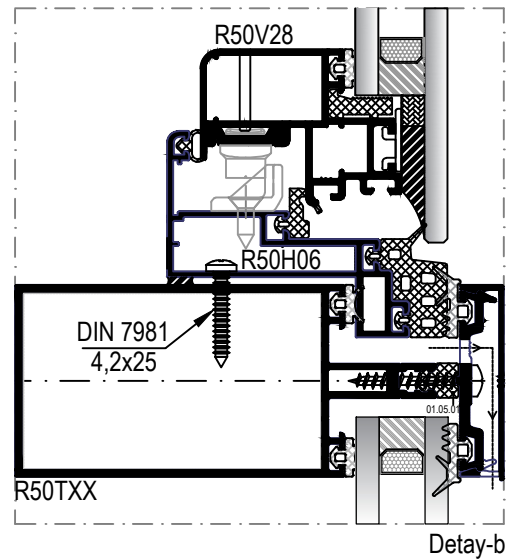
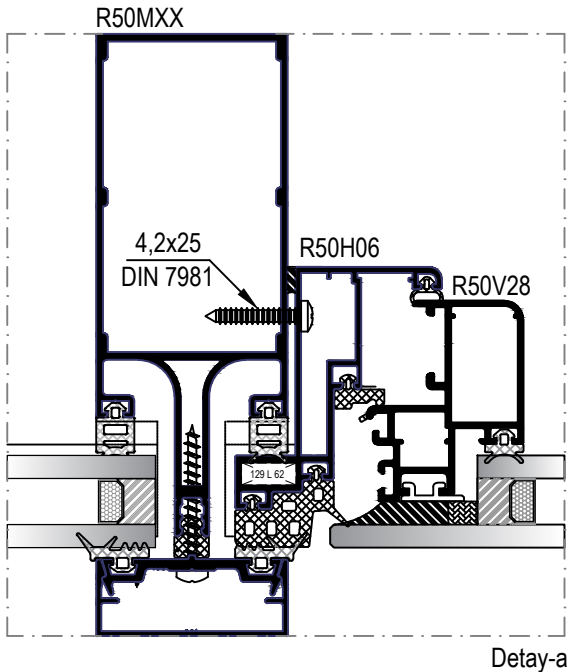
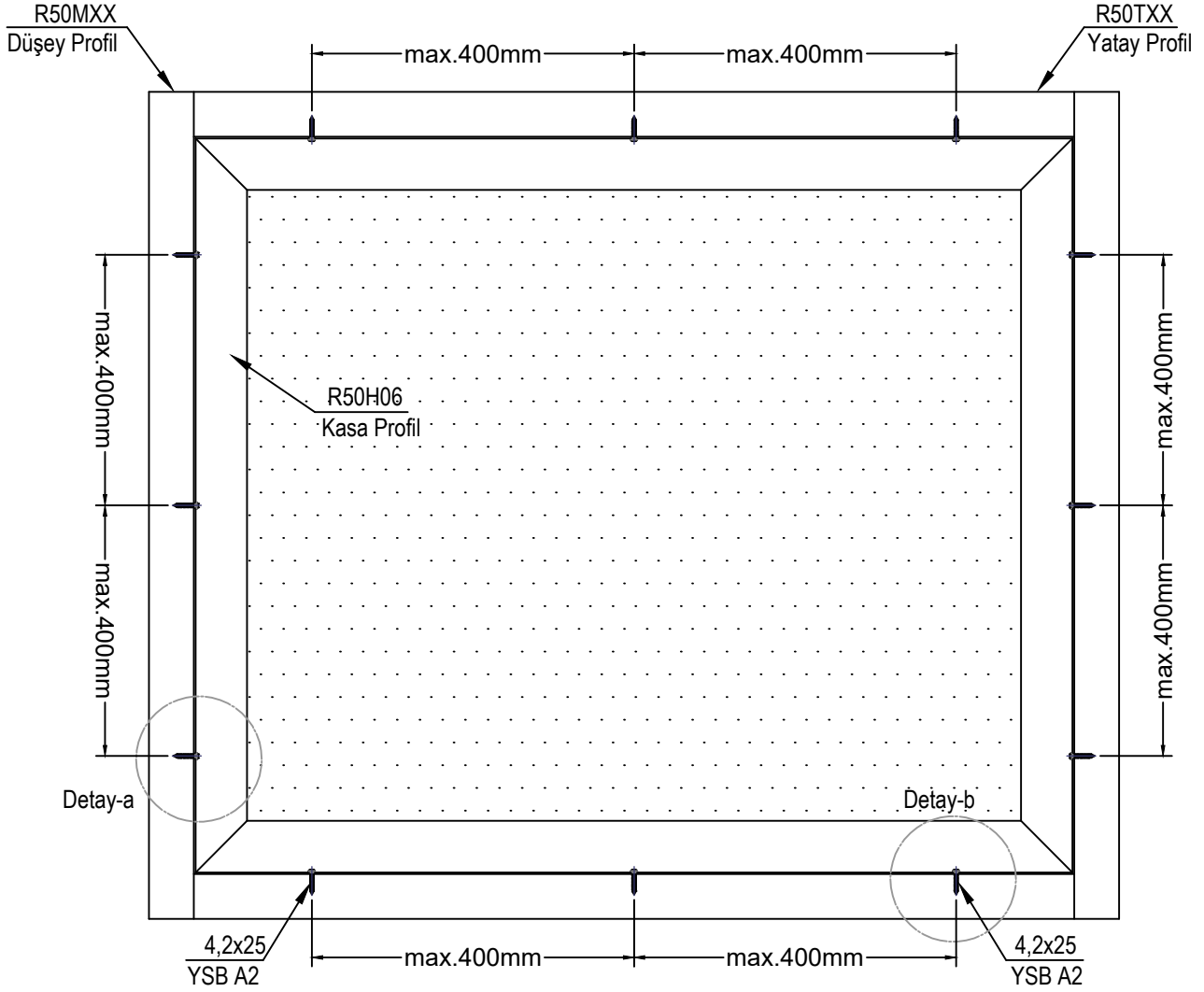
128 L 61



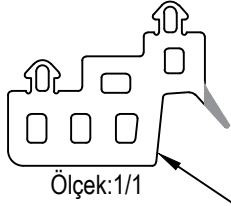
• CAM MONTAJ DETAYI / GLASS ASSEMBLY DETAIL



- KASA MONTAJ VİDASI DETAYI / FRAME DETAIL

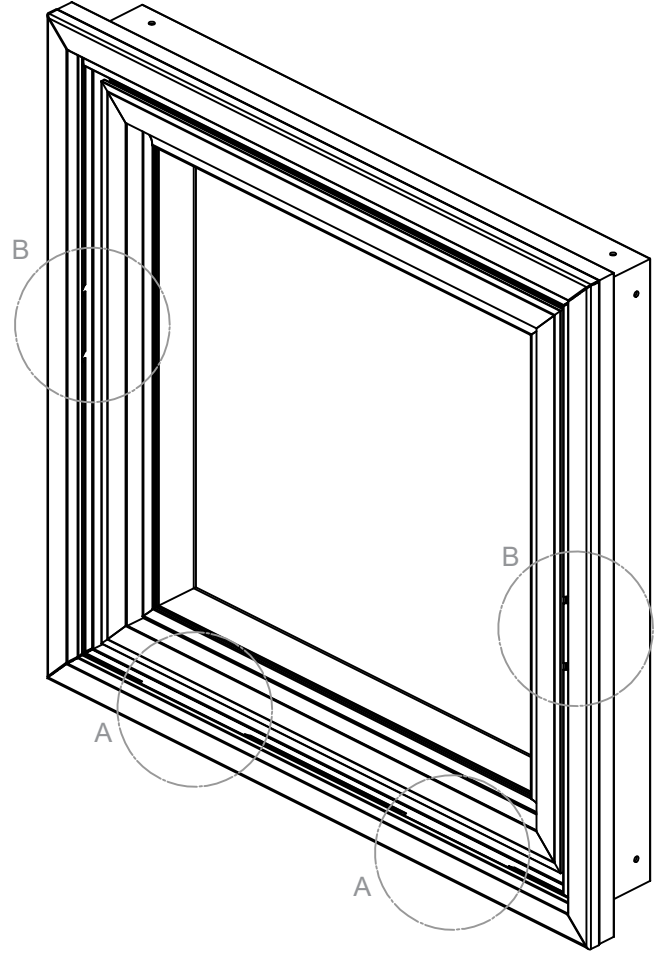
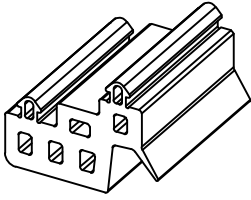


- SU TAHLİYE DETAYI / DRAINAGE DETAIL

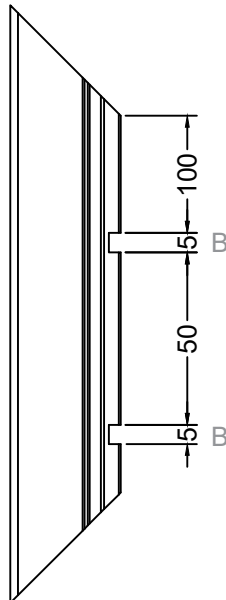

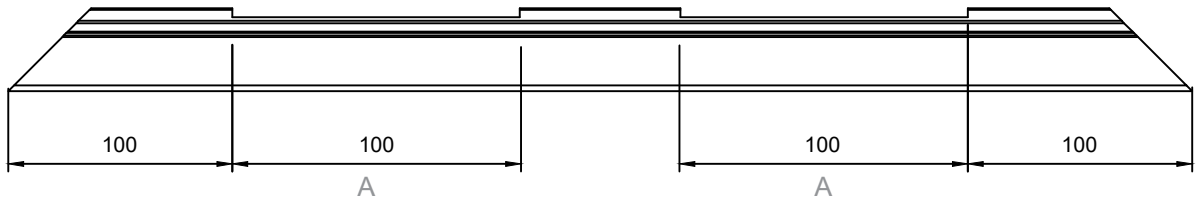


Ölçek:1/1

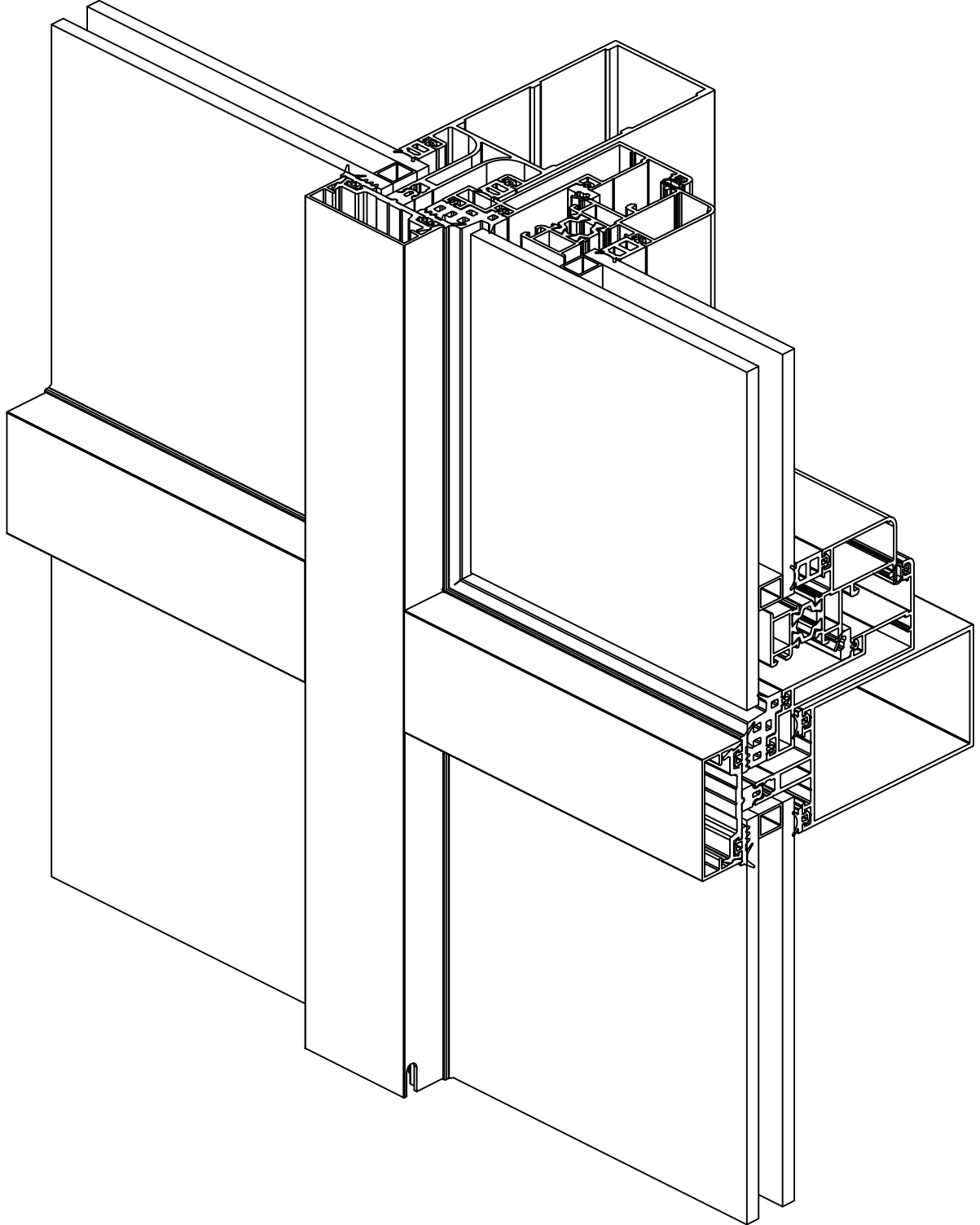
01.12.14  
Kasa Fitili



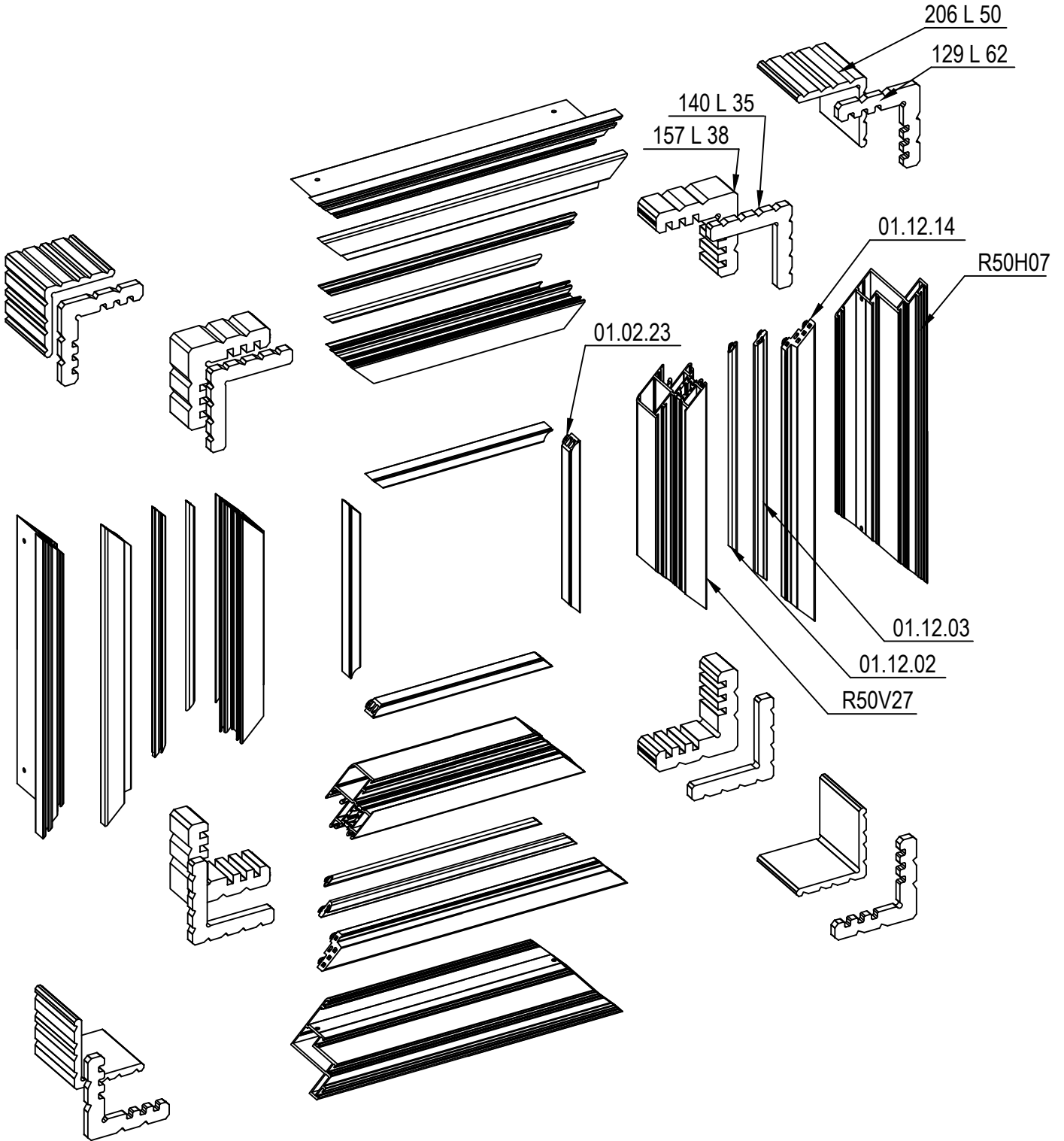
YATAYDA AÇILACAK TAHLİYE İÇİN FİTİL KERTMESİ



- R50 SİSTEMİ / R50 SYSTEM



- R50 SİSTEMİ / R50 SYSTEM

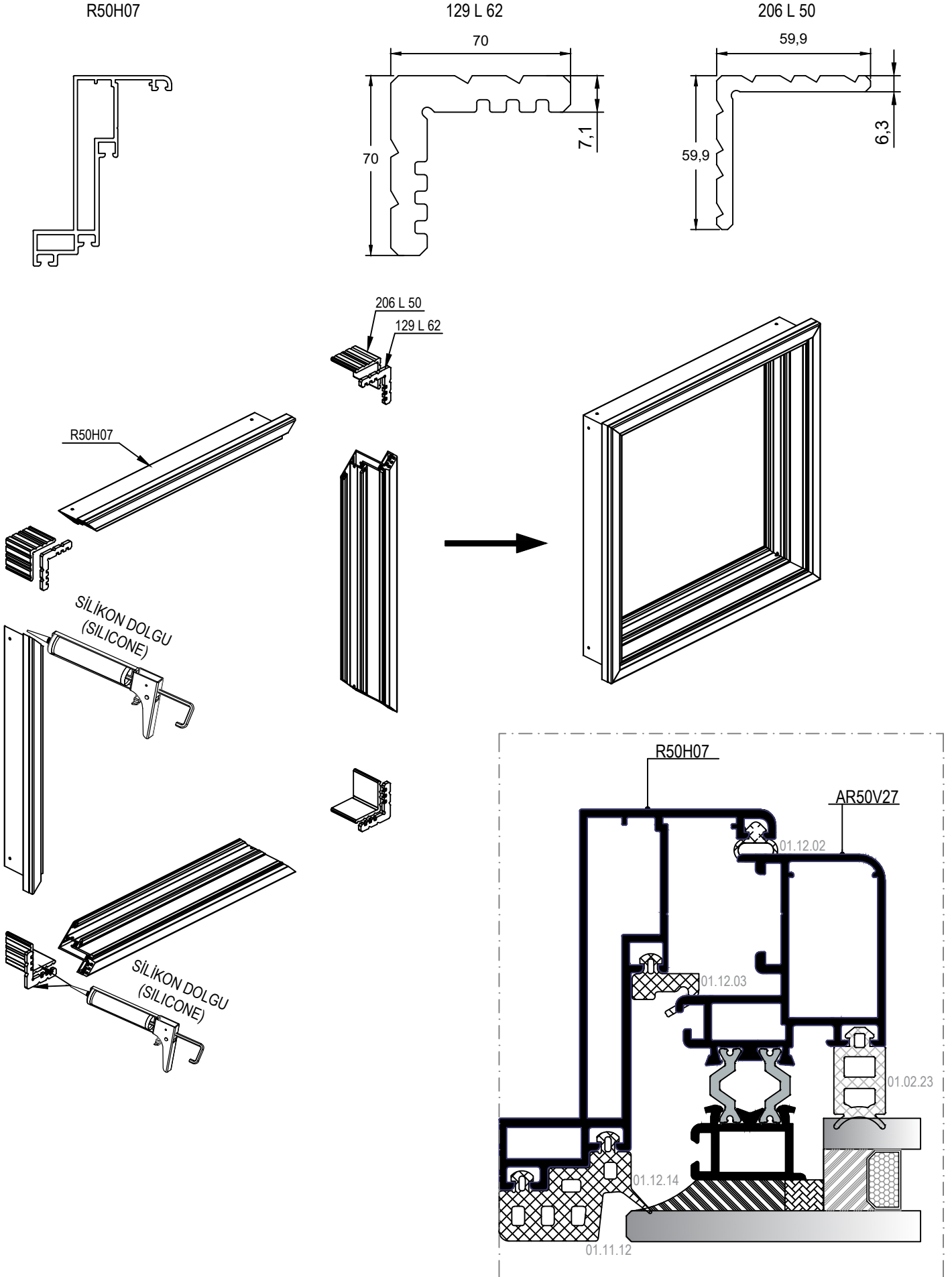


	01.02.XX	01.12.02	01.12.03	01.12.14
FİTİLLER GASKETS				

# GİZLİ KANAT İMALAT DETAYLARI HIDDEN VENT FABRICATION DETAILS

# R50

- KASA DETAYI / FRAME DETAIL

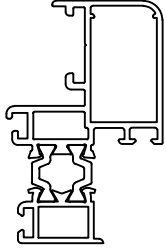


# GİZLİ KANAT İMALAT DETAYLARI HIDDEN VENT FABRICATION DETAILS

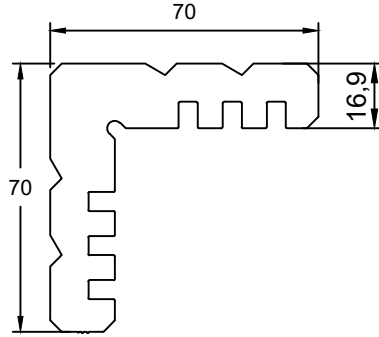
# R50

- KANAT DETAYI / VENT DETAIL

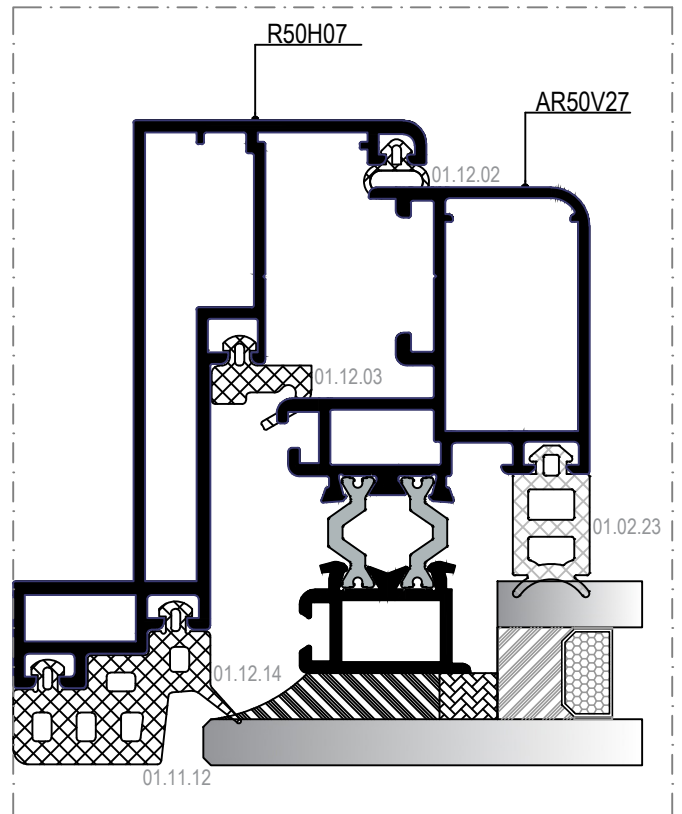
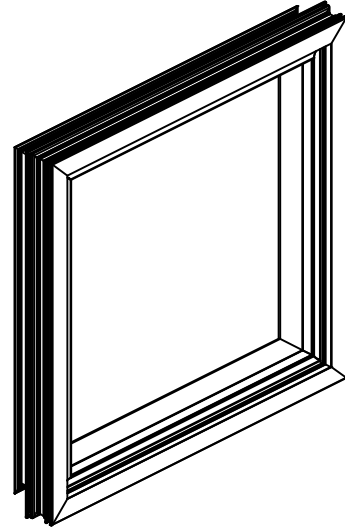
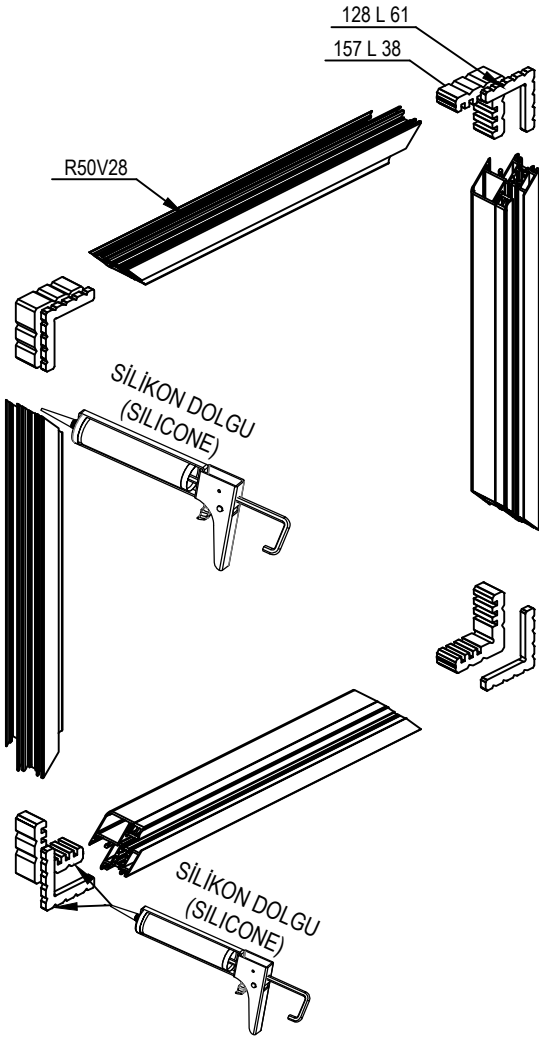
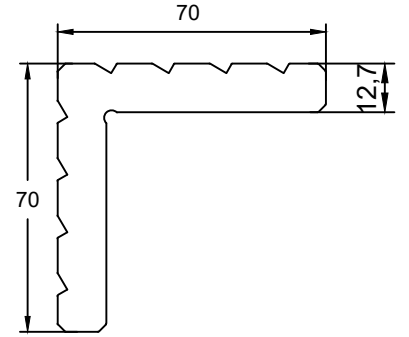
AR50V27



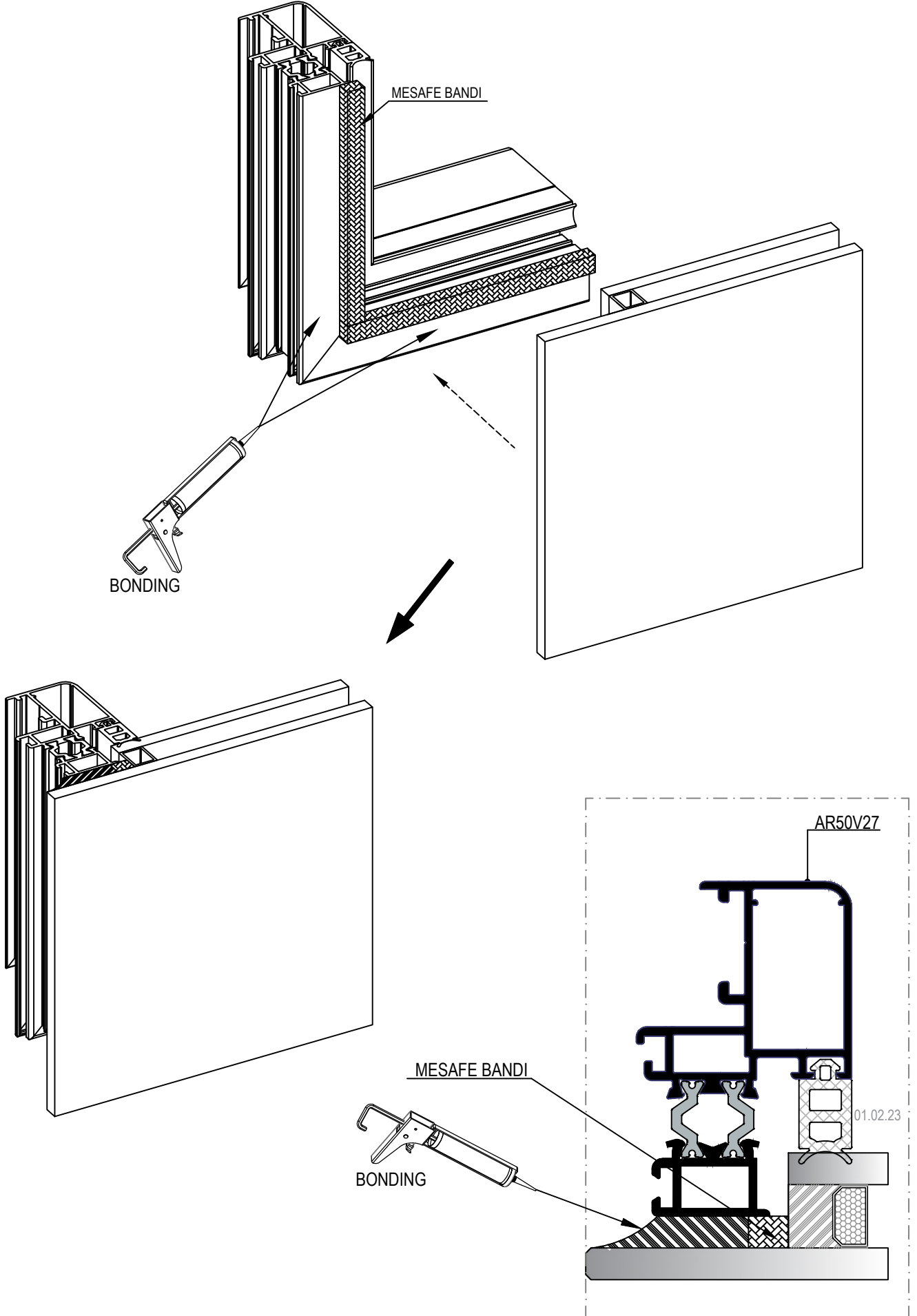
157 L 38



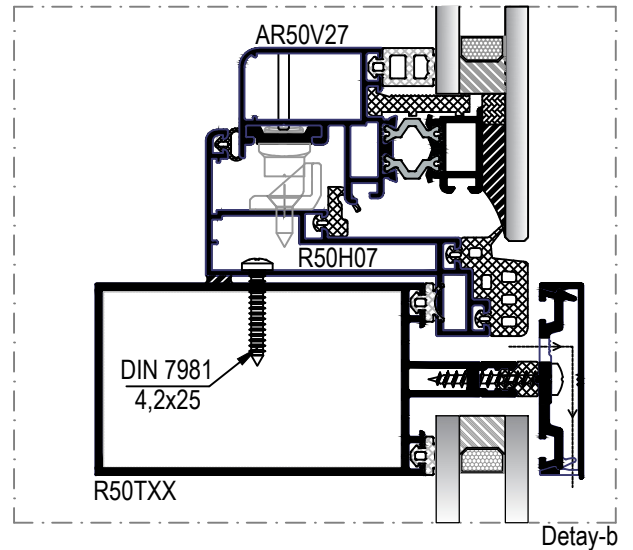
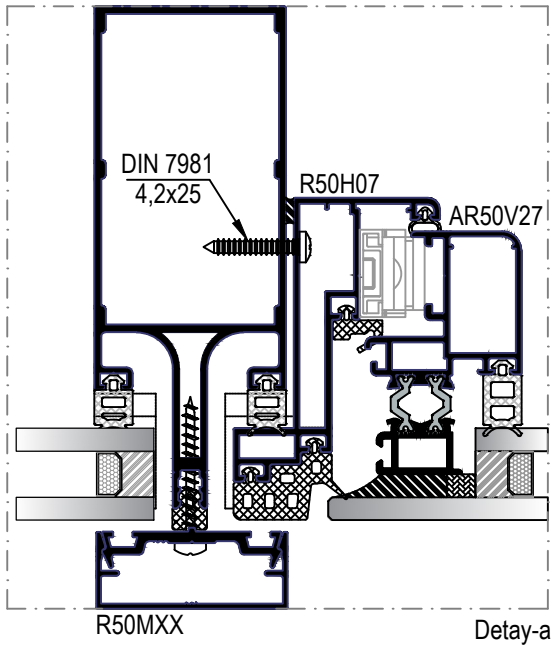
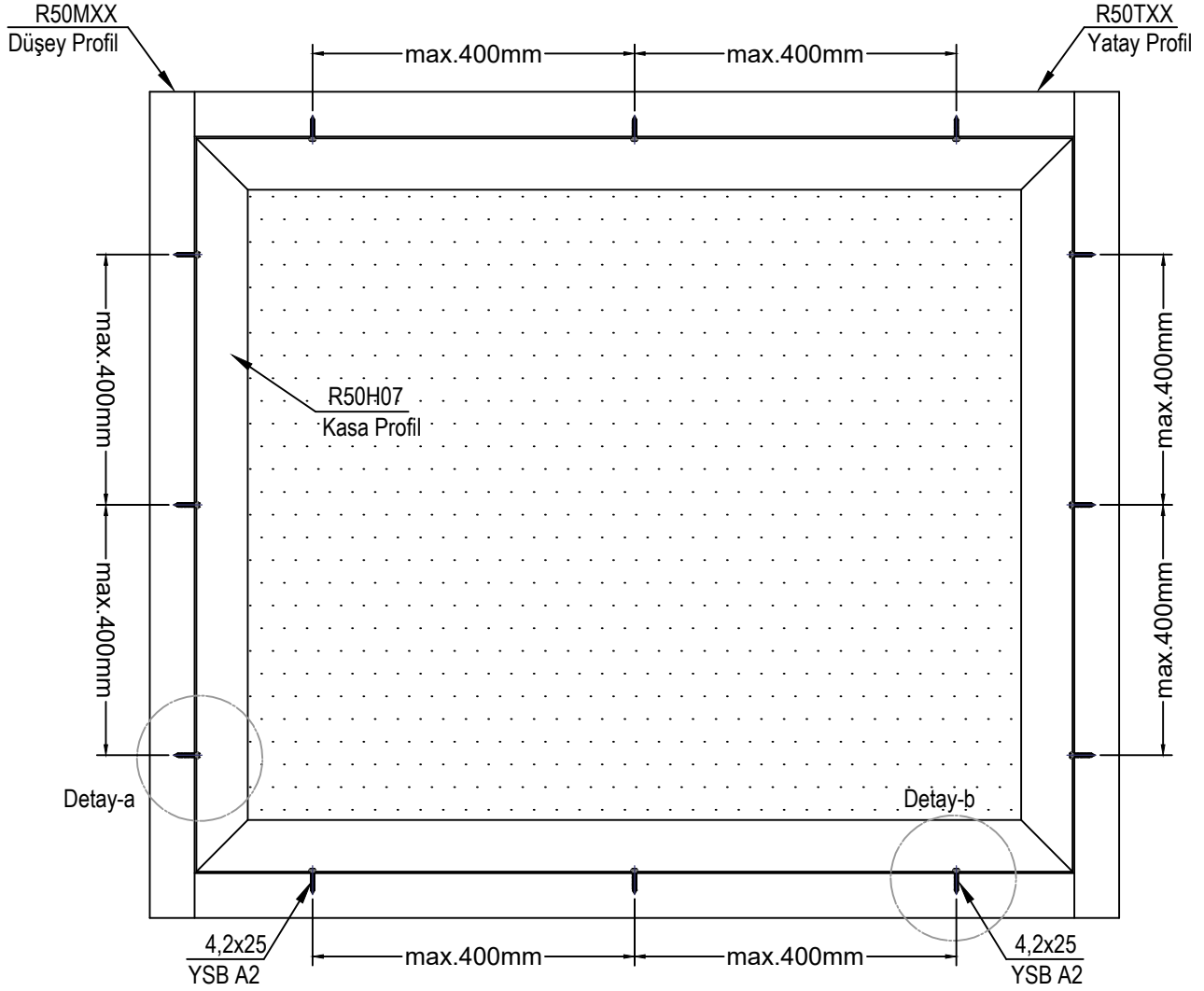
140 L 35



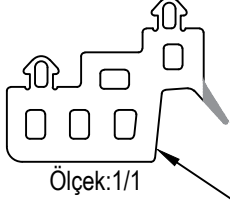
- CAM MONTAJ DETAYI / GLASS ASSEMBLY DETAIL



- KASA MONTAJ VİDASI DETAYI / FRAME DETAIL

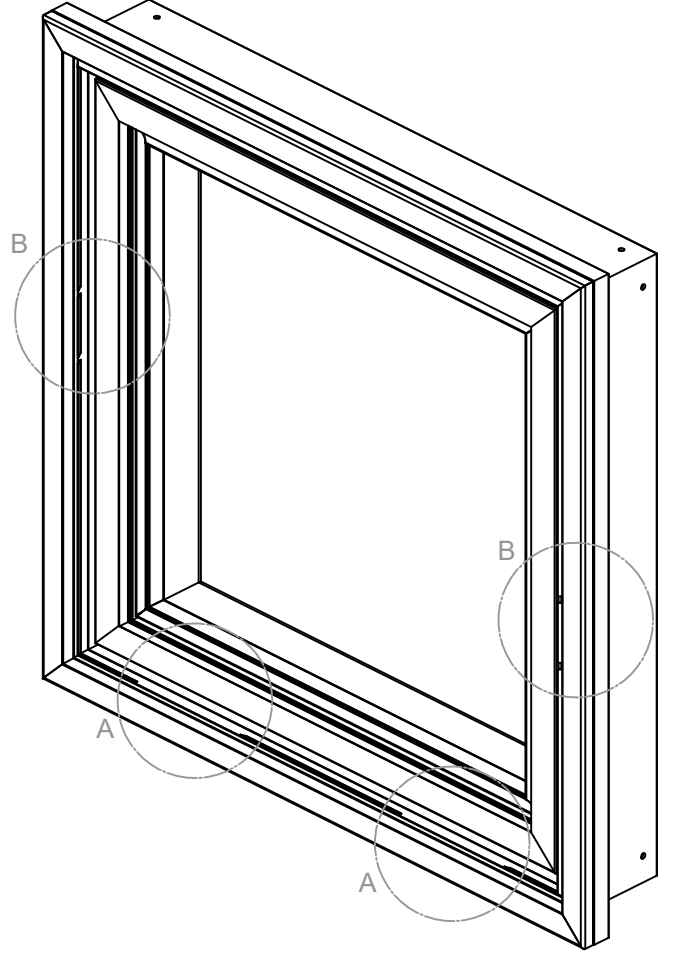
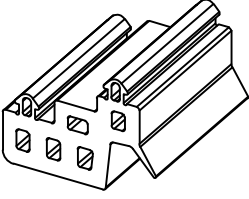


- SU TAHLİYE DETAYI / DRAINAGE DETAIL



Ölçek:1/1

01.12.14  
Kasa Fitili



YATAYDA AÇILACAK TAHLİYE İÇİN FITİL KERTMESİ

